CATALOGO GENERALE

General Catalogue

Ferramenta per mobili

Furniture Fittings

SINCE 1963

Komferut

HARDWARE SOLUTIONS

www.comferut.it



Caro cliente,

Comferut è nata nel 1963, nel cuore di Verona, uno tra i principali distretti produttivi di arredamento in Italia.

Da qui nasce il nostro DNA legato all'iperspecializzazione nella ferramenta e negli accessori per mobili, che ci ha spinto a strutturare un'azienda che serve canali commerciali diversi, investe nella GDO/DO ed è presente in oltre 50 paesi nel mondo.

Dopo tanti anni, una cosa rimane la stessa: il nostro impegno nel servizio e l'attenzione che dedichiamo al cliente.

Fam. Piubelli



Dear Customer,

Comferut was established in 1963 at the heart of Verona, an area with deep and long-standing link to Italian furniture design and very open to exchanges with other wood districts.

This Dna in hyperspecialization in furniture fittings allowed us to grow in different selling channels, like GDO/DO. We are increasingly expanding in the international market: we already work in 50 countries.

After all these years, however, one thing has remained unchanged: our commitment to service and the care we take of our custumers.

Piubelli Family

Specialisti in ferramenta per mobili *dal 1963*

Specialists in furniture fittings since 1963

La nostra azienda in numeri

Our corporate in numbers

5000
Clienti serviti
Customers currently being served

5000
m² produttivi
Square metres of company facilities

Più di 30,000
referenze
More than 30,000 references

3 Filiali
3 branches
Cerea (VR)
Tirana (Albania)

I nostri clienti

Our customers

Produttori di arredo
Furniture Makers

GDO/DO per il DIY
Large-scale DIY Distribution

Ferramenta Specializzate
Hardware Retailers



Siamo presenti in *50 paesi*

We are present in 50 countries around the world

Gli specialisti nel *servizio*

The service specialists

Oltre ad un'ampia gamma di prodotti, abbiamo sviluppato una serie di servizi particolarmente interessanti:

Our service philosophy has been developed specially for the world of furniture fittings and is distinguished by the following traits:

Servizio clienti multi-lingua



Multi-language customer service

Showroom didattici



Teaching showrooms

Seminari tecnici



Technical seminars and open-house initiatives

Magazzini verticali per aumentare la rapidità del servizio



Vertical warehouses that increase the rapidity of service



Non solo ferramenta e

Accessori tecnici...

Not just furniture fittings...

l'illuminazione
Lighting

l'utensileria
Tooling

l'anti-infortunistica
Safety Merchandising

Abbiamo soluzioni innovative, con marche prestigiose e prezzi vantaggiosi.
Scoprite di più nella sezione dedicata di questo catalogo e contattateci per conoscere le nostre offerte.

We have great solutions: brand and no-name items.
Discover all in this catalogue and ask us for more informations.



Digital *Comferut*

Catalogo digitale sul nuovo sito
www.comferut.it
aggiornato ogni 24 ore

www.comferut.it is our new website: easy to navigate and with a digital catalogue updated every 24 hours.

Promozioni dedicate inviate tramite la nostra newsletter

A professional newsletter system that keeps you up to date about all the special offers in your area

Comferut per il *Sociale*

Comferut and social responsibility

Siamo fortemente convinti che un'azienda debba investire nel sociale e nel proprio territorio.
Per questo siamo orgogliosi di supportare "Crescere Insieme", organizzazione no-profit per persone con disabilità e il "Progetto Esodo", per il ricollocamento di persone con difficoltà sociali.
Siamo anche tra i fondatori di Lignum. Consorzio di tutela del mobile di Verona.

We believe that a company's social responsibility lies mainly in the local area it's based in. This is why we are proud to support 'Crescere Insieme', a not-for-profit organization dedicated to people with disabilities and to support "Esodo Project" for the job placement of people with social difficulties.
We were also among the founders of Lignum in 2016.

PROGETTO ESODO

Crescere insieme
Associazione di volontariato ONLUS

LIGNUM
il mobile di Verona

Proponiamo alcuni dei principali marchi italiani e internazionali

We propose you some of the main italian and international brands

ambos®

CAMAR®
the art of innovation

DEWALT®

Hettich

Lamello

PESSOTTO®

SALICE

STANLEY®

terno® scorrevoli
MADE IN ITALY

Vantaggi

advantages

Disponibilità a fornire anche piccole quantità

We are also available to supply small amounts of items

Disponibilità a prendere in consegna anche richieste di prodotti di questi marchi fuori dal nostro catalogo

We are also available to supply products of these brands out of our catalogue

Ufficio tecnico-prodotto interno

Internal technical and product office






INDICE *INDEX*

01 Cerniere *Hinges*		PAG.
	**Cerniere con molla e ammortizzate** *Automatic closure and soft closing hinges*	**25÷68**
	**Cerniere in stile** *Antique style hinges*	**69÷93**
	**Cerniere in ottone** *Brass hinges*	**94÷106**
	**Cerniere in ferro e invisibili** *Iron hinges and invisible hinges*	**107÷117**
	**Cerniere varie per vetro** *Various hinges and hinges for glass*	**118÷122**

02 Serrature *Locks*		PAG.
	**Serrature a leva** *Lever locks*	**127÷136**
	**Serrature in stile** *Antique style locks*	**137÷139**
	**Serrature ad asta** *Espagnolettes locks*	**140÷153**
	**Serrature con cilindro** *Locks with cylinder*	**154÷159**
	**Serrature varie** *Various locks*	**160÷161**
	**Serrature per finestra** *Locks for window*	**162**

03 Piedi e articoli in legno *Wooden feet and items*

		PAG.
	**Piedi per mobili** *Wooden feet*	**167÷175**
	**Pomoli e colonnine** *Knobs and columns*	**176÷181**
	**Gambe per tavoli** *Table legs*	**182÷183**
	**Giunzioni e bordi** *Wooden joints and edges*	**184÷191**
	**Reggi pali, pali e griglie** *Pipe supports, pipes and grids*	**192÷196**
	**Intarsi** *Inlaid strips*	**197÷204**
	**Bocchette e maniglie** *Key holes and handles*	**205÷207**
	**Fregi** *Wooden decoration*	**208÷231**
	**Cornici** *Wooden mouldings*	**232÷252**

04 Minuteria *Small hardware* PAG.



Bussole e reggiripiani 259÷282
Sockets and shelf supports



Reggipensili e attaccaglie 283÷302
Cabinet hangers



Lastrine e borchie 303÷313
Plates and nuts



Minuteria varia 314÷324
Small hardware



Paracolpi e sottosedia 325÷334
Bumpers and glides



Accessori per letti e tavoli 335÷346
Accessories for beds and tables



Assemblaggi 347÷384
Joint systems



Cerniere a perno 385÷390
Pivot



Chiusure magnetiche e cricchetti 391÷410
Magnetic clamps and catches



Catenacci e catenelle 411÷414
Bolts and chains

05 Guide e sistemi scorrevoli *Slides and sliding system* PAG.





Guide invisibili e cassetti 419÷441
Invisible slides and drawer kit




Guide a rotella e a sfera 442÷448
Ball bearing slides




Guide varie e per tavoli 449÷455
Various slides and slides for tables





Piastre girevoli 456÷459
Swivel plates




Braccetti e sistemi di sollevamento per ante 460÷481
Lift systems




Sistemi scorrevoli 482÷513
Sliding systems




Raddrizzanti e guarnizioni 514÷520
Straightening rods

06 Viteria e livellatori *Screws and adjustable feet* PAG.






Viti per truciolare 525÷534
Chipboard screws





Viti varie 535÷545
Various screws





Viti di giunzione 546÷549
Joint screws





Tasselli 550÷554
Plugs






Piedini e livellatori 555÷563
Adjustable feet

07 Passacavi e ruote *Cable outlet and wheels* PAG.



Passacavi e supporti passacavi 567÷571
Cable outlets



Ruote per mobilio 572÷579
Wheels for furniture



Ruote per carrelli 580÷581
Wheels

08 Utensileria *Tools* PAG.



Utensili manuali 587÷605
Manual tools



Abrasivi 606÷608
Abrasive



Punte e lame 609÷617
Drill bits and blades



Utensili elettrici 618÷619
Electric tools



Chiodi e nastri adesivi 620÷623
Nails and adhesive tapes



Film estensibile e pennelli 624÷626
Stretch film and brush

11 Illuminazione *Lighting* PAG.



Torrette elettrificate 631÷632
Electrified towers



Faretti e accessori 633÷636
Spotlights and accessories



Profili sottopensili LED 637÷638
Undercabinet LED profile

12 Complementi per cucina *Complements for kitchen* PAG.





Cestelleria e sistemi di sollevamento per ante 643÷650
Pull-out rack and lift systems





Zoccoli e gole 651÷654
Plinths and gola systems





Scolapiatti e portaposate 655÷661
Plate rack and cutlery tray





Pattumiere e fondi 662÷667
Waste bins and aluminium bottom





Piedini e sottopensili 668÷676
Feet and undercabinets





Gambe tavolo, reggi mensole e griglie 677÷686
Table legs, shelf supports and grids





13 Complementi per armadio *Complements for wardrobe* PAG.





Sistemi e reti per letti 689÷704
Bed system





Accessori per armadio 705÷724
Accessories for wardrobe

Complementi per cabina armadio 725÷727
Complements for walk-in closet

Tubi e reggitubi 728÷738
Pipes and supports

14 Prodotti chimici *Chemicals products* PAG.





Colle 741÷744
Glue







Siliconi, colle di montaggio, schiume e ancoranti chimici 745÷753
Silicone sealants, foams and chemical anchors





Stucchi e resine 754÷758
Fillers and resins





Prodotti per restauro 759÷775
Repairs products






Lubrificanti 776÷777
Lubrificants

15 Dispositivi di protezione individuali (DPI) *Personal protective equipment (PPE)* PAG.





Protezione delle mani 781÷783
Hand protection





Protezione delle vie respiratorie 784÷785
Breathing protection





Protezione dell'udito e degli occhi 786÷787
Eyes and hearing protection




Protezione dei piedi 788
Foot protection

Unità di misura *Table of unit of measure*

NR = NUMBER; CP = PAIR; MG = THOUSAND; LT = LITER; GR = KIT; MT = METERS; ML = METERS; KG = KILO; CE = HUNDRED

01 Cerniere *Hinges*

		PAG.
	**Cerniere con molla e ammortizzate** *Automatic closure and soft closing hinges*	**25÷68**
	**Cerniere in stile** *Antique style hinges*	**69÷93**
	**Cerniere in ottone** *Brass hinges*	**94÷106**
	**Cerniere in ferro e invisibili** *Iron hinges and invisible hinges*	**107÷117**
	**Cerniere varie per vetro** *Various hinges and hinges for glass*	**118÷122**

INDICE *INDEX*

Cod.	Pag.	01.0909175600	52	01.4222000002	81	01.43905S4001	95
01.0050001103	69	01.0909176700	52	01.4222000003	81	01.4392504001	95
01.0050001401	69	01.0909176800	52	01.4222000004	81	01.43925S4001	95
01.0050001402	69	01.0909180300	55	01.4230000003	87	01.4396404001	96
01.0050001602	69	01.0909180500	55	01.4246000000	81	01.4396404002	96
01.0050000901	69	01.0909181700	56	01.4246000011	81	01.4396504000	96
01.0050000902	69	01.0909181800	56	01.4304010902	87	01.4396504001	96
01.0050000903	69	01.0909182000	53	01.4304010904	87	01.4396S44001	96
01.0050000904	69	01.0909182200	54	01.4306T00603	87	01.4396S44002	96
01.0050001101	69	01.0909954000	52	01.4309001802	88	01.4396S54000	96
01.0050001104	69	01.0909955000	52	01.4309001804	88	01.4396S54001	96
01.0056000904	69	01.2029000C04	79	01.4309001808	88	01.4398404001	96
01.0056M00904	70	01.2029S00C04	79	01.4309002401	88	01.4398504000	96
01.0057000901	70	01.2030000C04	79	01.4309002402	88	01.4398504001	96
01.0057000902	70	01.2030S00C04	79	01.4309002404	88	01.4398S44001	96
01.0057000904	70	01.2031000C04	79	01.4309002408	88	01.4398S54000	96
01.0064000901	71	01.2031S00C04	79	01.4309F02401	88	01.4398S54001	96
01.0064000903	71	01.20330C3003	77	01.4315008001	89	01.4400504001	97
01.0064001101	71	01.20330C3004	77	01.4315008002	89	01.4400504002	97
01.0064001104	71	01.2033SC3003	77	01.4315010501	89	01.4400604001	97
01.0064001111	71	01.2033SC3004	77	01.4315010502	89	01.4400S54001	97
01.0064121101	71	01.2047000C04	77	01.4316000002	89	01.4400S54002	97
01.0064121104	71	01.2047000C11	77	01.4316000902	89	01.4400S64001	97
01.0065000901	71	01.2047S00C04	77	01.4316000904	89	01.4405504000	97
01.0065000903	71	01.2047S00C11	77	01.4320000002	89	01.4405504001	97
01.0065000904	71	01.2057000C00	78	01.4320000004	89	01.4405S54000	97
01.0065000908	71	01.2057000C04	78	01.4329000002	90	01.4405S54001	97
01.0070000904	72	01.2057S00C00	78	01.4329000004	90	01.4406504000	98
01.0090000000	74	01.2057S00C04	78	01.4335000001	90	01.4406504001	98
01.0090P00000	75	01.2058000C04	78	01.4335000002	90	01.4406S54000	98
01.0091000000	74	01.2058S00C04	78	01.4335000008	90	01.4406S54001	98
01.0091P00000	75	01.2112000C04	78	01.4337000001	90	01.4410252500	99
01.0092000900	75	01.2112S00C04	78	01.4337000002	90	01.4410252501	99
01.0092001100	75	01.3419000002	111	01.4337000008	90	01.4410302500	99
01.0100001104	73	01.3990000003	81	01.4341000008	91	01.4410302501	99
01.0104000904	72	01.3990000004	81	01.4342000008	91	01.4410303000	99
01.0114000901	73	01.3990S00003	81	01.4362000008	92	01.4410303001	99
01.0114000902	73	01.3990S00004	81	01.4362000018	92	01.4410303008	99
01.0114000903	73	01.4012000004	80	01.4370405501	92	01.4410353500	99
01.0114000904	73	01.4012S00004	80	01.4370405502	92	01.4410353501	99
01.0114001101	73	01.4014000004	80	01.4370S45501	92	01.4410403000	99
01.0114001103	73	01.4014S00004	80	01.4370S45502	92	01.4410403001	99
01.0114001401	73	01.4024000004	80	01.4372405501	93	01.4410403008	99
01.0114001402	73	01.4024S00004	80	01.4372556501	93	01.4410403500	99
01.0114001601	73	01.4028000003	83	01.4372S45501	93	01.4410403501	99
01.0114001602	73	01.4030000003	83	01.4372S56501	93	01.4410403508	99
01.0200000003	74	01.4034000003	84	01.4374405501	93	01.4410404000	99
01.0200000004	74	01.4060000003	82	01.4374S45501	93	01.4410404001	99
01.0200000013	74	01.4062000003	83	01.4376308001	94	01.4410404008	99
01.0202000S03	76	01.4062000004	83	01.4376308002	94	01.4410503000	99
01.0202000S04	76	01.40620C0003	83	01.4376308007	94	01.4410503001	99
01.0204000003	76	01.4092000003	85	01.4376308008	94	01.4410504000	99
01.0208000003	76	01.4094000003	85	01.4376308052	94	01.4410504001	99
01.0208S00003	76	01.4096000003	85	01.4378308E01	94	01.4410504008	99
01.0907167100	55	01.4098000003	86	01.4378308E02	94	01.4410505000	99
01.0908801900	53	01.4100000003	86	01.4378308E07	94	01.4410505001	99
01.0909026000	52	01.4102000003	86	01.4378308E08	94	01.4410505008	99
01.0909027000	52	01.4120000003	84	01.4380328001	95	01.4410604000	99
01.0909028000	52	01.4128000003	84	01.4380328003	95	01.4410604001	99
01.0909175300	52	01.4154000003	82	01.4380328006	95	01.4410605000	99
01.0909175500	52	01.4155000003	82	01.4390504001	95	01.4410605001	99

01.4410605008	99	01.4430806000	107	01.4522000002	113	01.4718001501	60
01.4410705500	99	01.4430806009	107	01.4524000001	113	01.4718001508	60
01.4410705501	99	01.4430808002	107	01.4524000002	113	01.4718R00001	60
01.4410T04008	102	01.4432252209	108	01.4524000008	113	01.4718R00008	60
01.4410TE3500	102	01.4432302200	108	01.4525000001	113	01.4720000A08	25
01.4410TE3501	102	01.4432402500	108	01.4525000002	113	01.4720000D08	25
01.4410TE4000	102	01.4432402509	108	01.4525000010	113	01.4720000E08	27
01.4410TE4001	102	01.4432503000	108	01.4526000002	114	01.4720000F08	27
01.4412353500	100	01.4432603100	108	01.4526000008	114	01.4720000G08	25
01.4412403500	100	01.4434303002	108	01.4527000001	114	01.4720000H08	28
01.4412504000	100	01.4434403502	108	01.4527000002	114	01.4720000K08	28
01.4414403500	100	01.4434404002	108	01.4527000008	114	01.4720000M08	28
01.4414403501	100	01.4434504002	108	01.4528000008	114	01.4720000N08	29
01.4414404000	100	01.4434505002	108	01.4529000002	115	01.4720000P08	26
01.4414404001	100	01.4434605002	108	01.4529000008	115	01.4720000T08	30
01.4414504000	100	01.4434705502	108	01.4530234100	115	01.4720000V08	30
01.4414504001	100	01.4438132002	109	01.4530345200	115	01.4720000W08	31
01.4414504008	100	01.4438132502	109	01.4530708800	115	01.4720000Y08	31
01.4414505000	100	01.4438152502	109	01.4532001906	118	01.472000AA08	26
01.4414605000	100	01.4438202002	109	01.4532002206	118	01.472000AG08	26
01.4416E50400	103	01.4438203002	109	01.4533001853	116	01.472000AP08	27
01.4416E50401	103	01.4444004000	109	01.4535000039	116	01.47200MAC08	29
01.4417E40400	104	01.4444005000	109	01.4535000041	116	01.47200NAC08	29
01.4417E40411	104	01.4444005009	109	01.4542000009	118	01.4720I00N08	63
01.4418E50800	104	01.4444006000	109	01.4546007501	118	01.4720INAC08	62
01.4418E50801	104	01.4444008000	109	01.4546007502	118	01.4722000A08	25
01.4418E51301	104	01.4444010000	109	01.4546007508	118	01.4722000G08	25
01.4418E51310	104	01.4444012000	109	01.4546010001	118	01.4722000P08	26
01.4419E40800	104	01.4444014009	109	01.4546010002	118	01.4724IS0008	61
01.4420E00000	105	01.4444016009	109	01.4546010008	118	01.4724IS0808	61
01.4420E00002	105	01.4453E04000	102	01.4550V03202	110	01.4724IS1508	61
01.4420E00010	105	01.4453E04001	102	01.4550V03203	110	01.4724NS0008	56
01.4420E00012	105	01.4453E04008	102	01.45520V03202	110	01.4724NS0808	56
01.4421E00800	106	01.4455504000	101	01.45520V03203	110	01.4724NS1508	57
01.4421E00801	106	01.4456504000	101	01.4556000040	119	01.4725IS0008	64
01.4421E01000	106	01.4456505001	101	01.4622000003	119	01.4725IS0808	64
01.4421E01001	106	01.4459E40100	101	01.4622000010	119	01.4725IS1508	64
01.4421E01008	106	01.4459E40101	101	01.4642000E03	120	01.4731000003	38
01.4421E01300	106	01.4459E40130	101	01.4660004003	122	01.4731000008	38
01.4421E01301	106	01.4459E40131	101	01.4680000010	120	01.4733000A08	32
01.4421E01308	106	01.4465004002	103	01.4684000002	120	01.4733000G08	33
01.4424404000	106	01.4465005002	103	01.4684000010	120	01.4733000P08	33
01.4430303000	107	01.4466402002	110	01.4690000010	121	01.47330NAC08	33
01.4430303002	107	01.4466502502	110	01.4691000000	121	01.47330NAM08	34
01.4430303009	107	01.4466603002	110	01.4692000010	121	01.4736000A08	40
01.4430403500	107	01.4466703502	110	01.4715000003	50	01.4736000G08	41
01.4430403502	107	01.4468000007	103	01.4715000008	50	01.4736000P41	41
01.4430403509	107	01.4468S00007	103	01.4715P00003	50	01.4737000A08	37
01.4430404000	107	01.4478304702	102	01.4715P00008	50	01.4737000G08	37
01.4430404002	107	01.4500001000	111	01.4716001308	68	01.4737000P08	37
01.4430404009	107	01.4500001200	111	01.4716AD9008	51	01.4738000039	41
01.4430504000	107	01.4500001400	111	01.4716BGD908	51	01.4738000041	41
01.4430504009	107	01.4500001600	111	01.4716G00008	68	01.4751000A08	35
01.4430505000	107	01.4500001800	111	01.4717000008	58	01.4751000G08	35
01.4430505002	107	01.4502001242	112	01.4717000808	58	01.4751000N08	36
01.4430605000	107	01.4502001442	112	01.4717001508	59	01.4751000P08	35
01.4430605002	107	01.4510000040	112	01.4717016508	59	01.4752000A08	38
01.4430605009	107	01.4510000042	112	01.4718000001	59	01.475700KA08	34
01.4430705500	107	01.4512000001	112	01.4718000008	59	01.475700KG08	34
01.4430705502	107	01.4512000009	112	01.4718000801	60	01.4760000A08	31
01.4430705509	107	01.4522000001	113	01.4718000808	60	01.4760000G08	32

01.4760000P08 32
01.4760I00008 62
01.4760T00008 57
01.4763000008 47
01.4764000008 47
01.4766R00008 43
01.4766R00308 43
01.4766R00608 43
01.4768R00008 43
01.4768R00308 43
01.4780000008 46
01.4780000308 46
01.4783090608 46
01.4783IS1208 63
01.4785000003 44
01.4785000008 44
01.4785000208 44
01.4785000303 44
01.4785000308 44
01.4785000508 44
01.4792000008 45
01.4792000308 45
01.4792000608 45
01.4792IS0508 62
01.4792NS0008 57
01.4792NS0208 57
01.4793TS1808 58
01.4794000008 46
01.4794000308 46
01.4794IS0508 63
01.4796I00508 65
01.4804000008 45
01.4804000208 45
01.4804000308 45
01.4804000608 45
01.4804000908 45
01.4805100000 54
01.4805200000 54
01.4810000008 44
01.4812000008 45
01.4812000308 45
01.48300000S08 40
01.4830000C08 39
01.4830000L08 39
01.4830000N08 40
01.4830I00008 65
01.4830I00808 65
01.4830I01508 66
01.4830T00008 66
01.4830T00808 67
01.4830T01508 67
01.4878I00208 66
01.4878T00008 67
01.4884T00008 68
01.4980000A08 42
01.4980000G08 42
01.4980000P08 42
01.4998C00008 68
01.F402420008 92
01.F480490000 54
01.F907120500 53
01.F907120600 53
01.F907120700 53
01.F907166500 55
01.F907166600 55
01.F907166700 55
01.F907166800 55
01.F907167000 55
01.F907167200 55
01.F907167300 55
01.F907168700 56
01.F907168800 56
01.F908261400 54
01.F908277400 53
01.FBAP3R6900 44
01.FC2A6N99AM 30
01.FC2AVA9908 36
01.FC2AVP9908 36
01.FCFA5P9908 42
01.FS2BX83H90 39
01.K620000302 117
01.K620000308 117
01.P7A0A08002 51
01.P7A0AA3003 51
01.P7A9A08002 51
01.P7A9AA3003 51
01.P7SXA08SN0 51
01.P7SXAA3SN0 51
01.S2MX83H6SN 39
01.SAPG15R900 44
04.D0S8SNG000 48
04.DARX090000 48
04.DARX990000 49
04.DB01SNG000 38
04.DEL6BSFV02 50
04.FD006SNB00 47
04.FD006SNG00 47
04.FD064SNBN0 48
04.FD064SNGN0 48
05.D206AG3000 50
05.DEL6LP300P 50
06.V294V09400 44
232 10 122
CFA5A99 42

ART. - ITEM
01.4720A

Cerniera a chiusura automatica
Automatic closure hinge

Cerniera con ala collo 0. Adattabile a tutte le basette a sgancio rapido e tradizionali.
Hinge crank 0. Suitable with quick release and traditional mounting plates.

DATI TECNICI/TECHNICAL DATA mm

△	94°	110°
⊕	35	35

SALICE



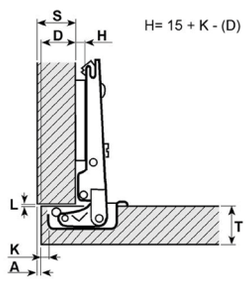

COD.	DESCRIZIONE / DESCRIPTION		
01.4720000A08	**CERNIERA ART.C2ABA99** / *HINGE ART.C2ABA99*	24 PZ	300 PZ
01.4722000A08	**CERNIERA ART.C2A6A99 AP.110°** / *HINGE ART.C2A6A99 OP.110°*	24 PZ	300 PZ

ART. - ITEM
01.4720D

Cerniera a chiusura automatica
Automatic closure hinge

Cerniera con ala collo 5. Adattabile a tutte le basette a sgancio rapido e tradizionali.
Hinge crank 5. Suitable with quick release and traditional mounting plates.

DATI TECNICI/TECHNICAL DATA mm

△	94°
⊕	35

SALICE



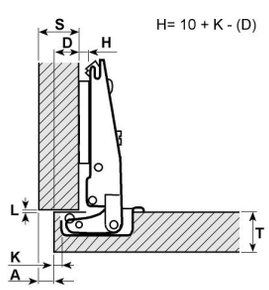

COD.	DESCRIZIONE / DESCRIPTION		
01.4720000D08	**CERNIERA ART.C2ABD99** / *HINGE ART.C2ABD99*	24 PZ	300 PZ

ART. - ITEM
01.4720G

Cerniera a chiusura automatica
Automatic closure hinge

Cerniera con ala collo 9. Adattabile a tutte le basette a sgancio rapido e tradizionali.
Hinge crank 9. Suitable with quick release and traditional mounting plates.

DATI TECNICI/TECHNICAL DATA mm

△	94°	110°
⊕	35	35

SALICE



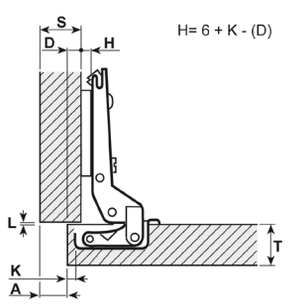

COD.	DESCRIZIONE / DESCRIPTION		
01.4720000G08	**CERNIERA ART.C2ABG99** / *HINGE ART.C2ABG99*	24 PZ	300 PZ
01.4722000G08	**CERNIERA ART.C2A6G99 AP.110°** / *HINGE ART.C2A6G99 OP.110°*	24 PZ	300 PZ

ART. - ITEM
01.4720P

Cerniera a chiusura automatica
Automatic closure hinge

Cerniera con ala collo 17. Adattabile a tutte le basette a sgancio rapido e tradizionali.
Hinge crank 17. Suitable with quick release and traditional mounting plates.

DATI TECNICI/TECHNICAL DATA mm

△	94°	110°
⊕	35	35



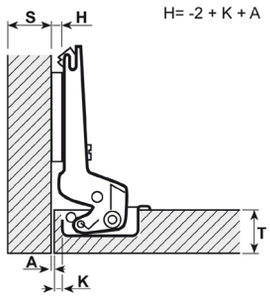

COD.	DESCRIZIONE / DESCRIPTION		
01.4720000P08	**CERNIERA ART.C2ABP99** / *HINGE ART.C2ABP99*	24 PZ	300 PZ
01.4722000P08	**CERNIERA ART.C2A6P99 AP.110°** / *HINGE ART.C2A6P99 OP.110°*	24 PZ	300 PZ

ART. - ITEM
01.4720AA

Cerniera senza molla
Hinge without spring

Cerniera con ala collo 0. Adattabile a tutte le basette a sgancio rapido e tradizionali.
Hinge crank 0. Suitable with quick release and traditional mounting plates.

DATI TECNICI/TECHNICAL DATA mm

△	94°
⊕	35



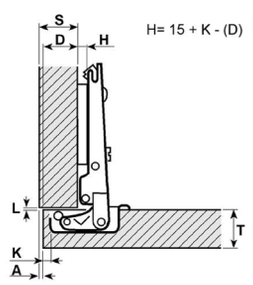

COD.	DESCRIZIONE / DESCRIPTION		
01.472000AA08	**CERNIERA F.SPES.C.0 S/MOLLA C2AAA99 94°** / *HINGE ART.C2AAA99 C.0 94° W/OUT SPRING*	24 PZ	300 PZ

ART. - ITEM
01.4720AG

Cerniera senza molla
Hinge without spring

Cerniera con ala collo 9. Adattabile a tutte le basette a sgancio rapido e tradizionali.
Hinge crank 9. Suitable for quick release and traditional mounting plates.

DATI TECNICI/TECHNICAL DATA mm

△	94°
⊕	35



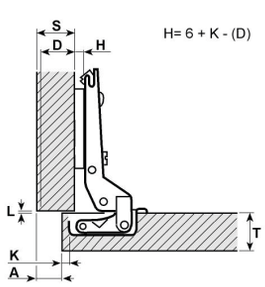

COD.	DESCRIZIONE / DESCRIPTION		
01.472000AG08	**CERNIERA F.SPES.C.9 S/MOLLA C2AAG99 94°** / *HINGE ART.C2AAG99 C.9 94° W/OUT SPRING*	24 PZ	300 PZ

ART. - ITEM
01.4720AP

Cerniera senza molla
Hinge without spring

Cerniera con ala collo 17. Adattabile a tutte le basette a sgancio rapido e tradizionali.
Hinge crank 17. Suitable for quick release and traditional mounting plates.

DATI TECNICI/TECHNICAL DATA mm	
∠	94°
⌖	35



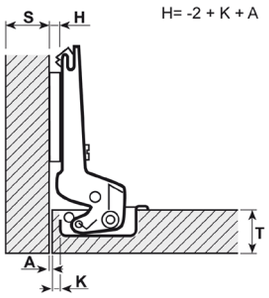

COD.	DESCRIZIONE / DESCRIPTION		
01.472000AP08	**CERNIERA F.SPES.C.15 S/MOLLA C2AAP99 94°** / *HINGE ART.C2AAP99 C.15 94° W/OUT SPRING*	24 PZ	300 PZ

ART. - ITEM
01.4720E

Cerniera a chiusura automatica
Automatic closure hinge

Cerniera per ante con angolo positivo di 30°. Adattabile a tutte le basette a sgancio rapido e tradizionali.
Hinge for doors with positive angle 30°. Suitable with quick release and traditional mounting plates.

DATI TECNICI/TECHNICAL DATA mm	
∠	94°
⌖	35



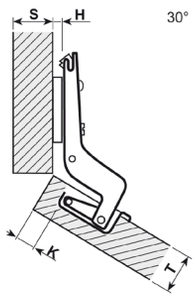

COD.	DESCRIZIONE / DESCRIPTION		
01.4720000E08	**CERNIERA ART.C2ABE99** / *HINGE ART.C2ABE99*	24 PZ	150 PZ

ART. - ITEM
01.4720F

Cerniera a chiusura automatica
Automatic closure hinge

Cerniera per elementi frigorifero. Adatta a tutte le basi tradizionali. NON ADATTA alle basi a sgancio rapido.
Hinge for refrigerator cabinet. Suitable with all traditional mounting plates, not compatible with quick release mounting plates.

DATI TECNICI/TECHNICAL DATA mm	
∠	94°
⌖	35



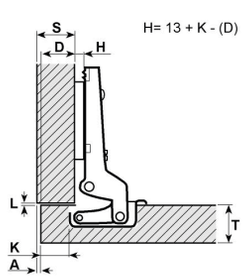

COD.	DESCRIZIONE / DESCRIPTION		
01.4720000F08	**CERNIERA ART.C2ABF99** / *HINGE ART.C2ABF99*	24 PZ	150 PZ

ART. - ITEM
01.4720H

Cerniera a chiusura automatica
Automatic closure hinge

Cerniera per ante con angolo negativo di 45°. Adattabile a tutte le basette a sgancio rapido e tradizionali.
Hinge for doors with negative angle 45°. Suitable with quick release and traditional mounting plates.

DATI TECNICI/TECHNICAL DATA mm

△	120°
⌖	35



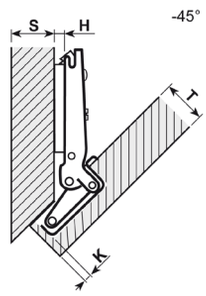

COD.	DESCRIZIONE / DESCRIPTION		
01.4720000H08	**CERNIERA ART.C2ABH99** / *HINGE ART.C2ABH99*	24 PZ	150 PZ

ART. - ITEM
01.4720K

Cerniera con chiusura automatica
Automatic closure hinge

Cerniera per ante con angolo positivo di 37°. Adattabile a tutte le basette a sgancio rapido e tradizionali.
Hinge for doors with positive angle 37°. Suitable with quick release and traditional mounting plates.

DATI TECNICI/TECHNICAL DATA mm

△	94°
⌖	35



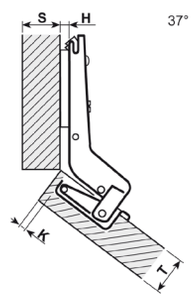

COD.	DESCRIZIONE / DESCRIPTION		
01.4720000K08	**CERNIERA ART.C2ABK99** / *HINGE ART.C2ABK99*	24 PZ	150 PZ

ART. - ITEM
01.4720M

Cerniera a chiusura automatica
Automatic closure hinge

Cerniera per ante con angolo positivo di 45°. Adattabile a tutte le basette a sgancio rapido e tradizionali.
Hinge for doors with positive angle 45°. Suitable with quick release and traditional mounting plates.

DATI TECNICI/TECHNICAL DATA mm

△	94°
⌖	35



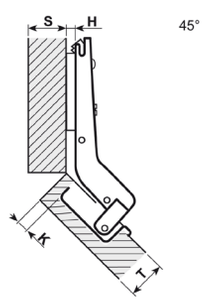

COD.	DESCRIZIONE / DESCRIPTION		
01.4720000M08	**CERNIERA ART.C2ABM99** / *HINGE ART.C2ABM99*	24 PZ	150 PZ

ART. - ITEM
01.4720MAC

Cerniera a chiusura automatica
Automatic closure hinge

Cerniera con ala lunga per ante con angolo positivo di 45°. Adattabile a tutte le basette a sgancio rapido e tradizionali.
Hinge with long wing for doors with positive angle 45°. Suitable with quick release and traditional mounting plates.

DATI TECNICI/TECHNICAL DATA mm

△	94°
⊕	35

SALICE



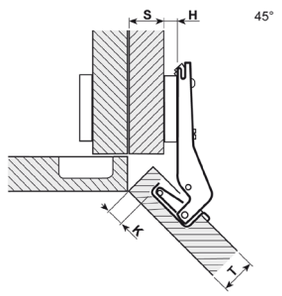

COD.	DESCRIZIONE / DESCRIPTION		
01.47200MAC08	**CERNIERA ART.C2ABM99AC** / *HINGE ART.C2ABM99AC*	24 PZ	150 PZ

ART. - ITEM
01.4720N

Cerniera a chiusura automatica
Automatic closure hinge

Cerniera con ala controcollo corta. Adattabile alla basetta 01.4783.
Crampon hinge. Suitable with mounting plate 01.4783.

DATI TECNICI/TECHNICAL DATA mm

△	94°
⊕	35

SALICE



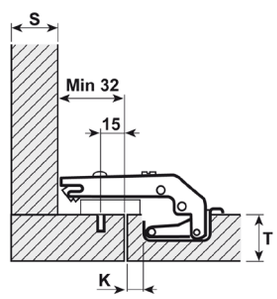

COD.	DESCRIZIONE / DESCRIPTION		
01.4720000N08	**CERNIERA ART.C2ABN99** / *HINGE ART.C2ABN99*	24 PZ	150 PZ

ART. - ITEM
01.4720NAC

Cerniera a chiusura automatica
Automatic closure hinge

Cerniera con ala controcollo lunga. Adattabile a tutte le basette a sgancio rapido e tradizionali.
Long crampon hinge. Suitable with quick release and traditional mounting plates.

DATI TECNICI/TECHNICAL DATA mm

△	94°
⊕	35

SALICE



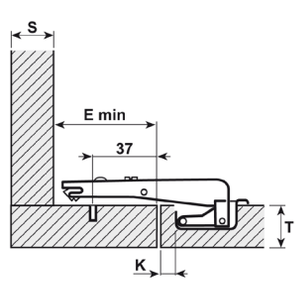

COD.	DESCRIZIONE / DESCRIPTION		
01.47200NAC08	**CERNIERA ART.C2ABN99AC** / *HINGE ART.C2ABN99AC*	24 PZ	150 PZ

ART. - ITEM
01.4722NAM

Cerniera a chiusura automatica
Automatic closure hinge

Cerniera con ala controcollo alto. Adattabile a tutte le basette a sgancio rapido e tradizionali.
High crampon hinge. Suitable with quick release and traditional mounting plate

DATI TECNICI/TECHNICAL DATA mm

△	110°
⊕	35

SALICE



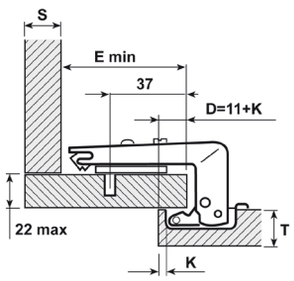

COD.	DESCRIZIONE / DESCRIPTION		
01.FC2A6N99AM	**CERNIERA ART.C2A6N99AM CONTROCOLLO ALTO** / *HIGH CRAMPON HINGE ART.C2A6N99AM*	24 PZ	150 PZ

ART. - ITEM
01.4720T

Cerniera a chiusura automatica
Automatic closure hinge

Cerniera per ante a sormonto con angolo positivo di 30°. Adattabile a tutte le basette a sgancio rapido e tradizionali.
Hinge for overlapping doors with positive angle 30°. Suitable with quick release and traditional mounting plates.

DATI TECNICI/TECHNICAL DATA mm

△	94°
⊕	35

SALICE



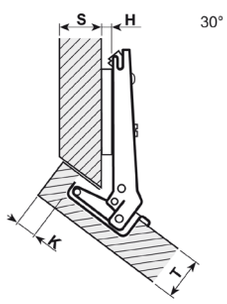

COD.	DESCRIZIONE / DESCRIPTION		
01.4720000T08	**CERNIERA ART.C2ABT99** / *HINGE ART.C2ABT99*	24 PZ	150 PZ

ART. - ITEM
01.4720V

Cerniera a chiusura automatica
Automatic closure hinge

Cerniera per ante a sormonto con angolo positivo di 45°. Adattabile a tutte le basette a sgancio rapido e tradizionali.
Hinge for overlapping doors with positive angle 45°. Suitable with quick release and traditional mounting plates.

DATI TECNICI/TECHNICAL DATA mm

△	94°
⊕	35

SALICE



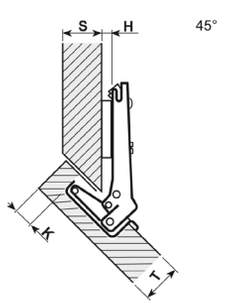

COD.	DESCRIZIONE / DESCRIPTION		
01.4720000V08	**CERNIERA ART.C2ABV99** / *HINGE ART.C2ABV99*	24 PZ	150 PZ

ART. - ITEM
01.4720W

Cerniera a chiusura automatica
Automatic closure hinge

Cerniera per ante con angolo negativo di 30°. Adattabile a tutte le basette a sgancio rapido e tradizionali.
Hinge for doors with negative angle 30°. Suitable with quick release and traditional mounting plates.

DATI TECNICI/TECHNICAL DATA mm	
∠	120°
⌖	35

SALICE



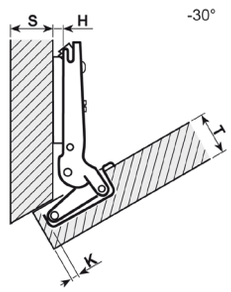

COD.	DESCRIZIONE / DESCRIPTION		
01.4720000W08	**CERNIERA ART.C2ABW99** / *HINGE ART.C2ABW99*	24 PZ	150 PZ

ART. - ITEM
01.4720Y

Cerniera a chiusura automatica
Automatic closure hinge

Cerniera per ante angolari. Adattabile a tutte le basette a sgancio rapido e tradizionali.
Hinge for corner cabinets. Suitable with quick release and traditional plates.

DATI TECNICI/TECHNICAL DATA mm	
∠	70°
⌖	35

SALICE



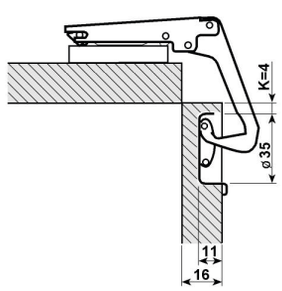

COD.	DESCRIZIONE / DESCRIPTION		
01.4720000Y08	**CERNIERA ART.C2AYA99** / *HINGE ART.C2AYA99*	24 PZ	150 PZ

ART. - ITEM
01.4760A

Cerniera a chiusura automatica
Automatic closure hinge

Cerniera con ala collo 0. Adattabile a tutte le basette a sgancio rapido e tradizionali.
Hinge crank 0. Suitable with quick release and traditional mounting plates.

DATI TECNICI/TECHNICAL DATA mm	
∠	165°
⌖	35

SALICE



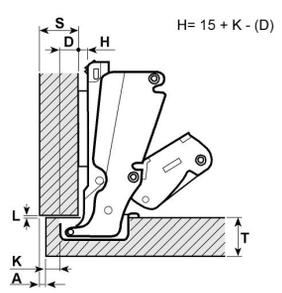

COD.	DESCRIZIONE / DESCRIPTION		
01.4760000A08	**CERNIERA ART.C2AFA99** / *HINGE ART.C2AFA99*	24 PZ	100 PZ

ART. - ITEM
01.4760G

Cerniera a chiusura automatica
Automatic closure hinge

Cerniera con ala collo 9. Adattabile a tutte le basette a sgancio rapido e tradizionali.
Hinge crank 9. Suitable with quick release and traditional mounting plates.

DATI TECNICI/TECHNICAL DATA mm

△	165°
⊕	35



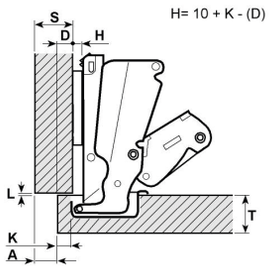

COD.	DESCRIZIONE / DESCRIPTION		
01.4760000G08	**CERNIERA ART.C2AFG99** / *HINGE ART.C2AFG99*	24 PZ	100 PZ

ART. - ITEM
01.4760P

Cerniera a chiusura automatica
Automatic closure hinge

Cerniera con ala collo 17. Adattabile a tutte le basette a sgancio rapido e tradizionali.
Hinge crank 17. Suitable with quick release and traditional mounting plates.

DATI TECNICI/TECHNICAL DATA mm

△	165°
⊕	35



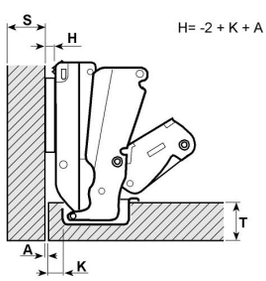

COD.	DESCRIZIONE / DESCRIPTION		
01.4760000P08	**CERNIERA ART.C2AFP99** / *HINGE ART.C2AFP99*	24 PZ	100 PZ

ART. - ITEM
01.4733A

Cerniera a chiusura ammortizzata
Soft closing hinge

Silentia+ è dotata di un selettore che se attivato inizia a rallentare la chiusura dell'anta a 30° o a 10° se disattivato. Cerniera con ala collo 0. Adattabile a tutte le basette a sgancio rapido e tradizionali.
Silentia+ is equipped with an innovative switch that when activated starts to decelerate the door closure at 30°, when disconnected at 10°. Hinge crank 0. Suitable with quick release and traditional mounting plates.

DATI TECNICI/TECHNICAL DATA mm

△	110°
⊕	35



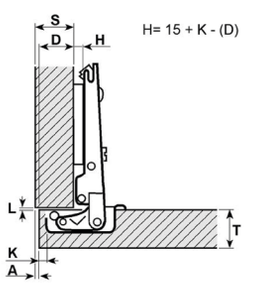

COD.	DESCRIZIONE / DESCRIPTION		
01.4733000A08	**CERNIERA SILENTIA+ ART.C7A6AE9 AP.110°** / *SILENTIA HINGE ART.C7A6AE9 OP.110°*	24 PZ	300 PZ

ART. - ITEM
01.4733G

Cerniera a chiusura ammortizzata
Soft closing hinge

Silentia+ è dotata di un selettore che se attivato inizia a rallentare la chiusura dell'anta a 30° o a 10° se disattivato. Cerniera con ala collo 9. Adattabile a tutte le basette a sgancio rapido e tradizionali.
Silentia+ is equipped with an innovative switch that when activated starts to decelerate the door closure at 30°, when disconnected at 10°. Hinge crank 9. Suitable with quick release and traditional mounting plates.



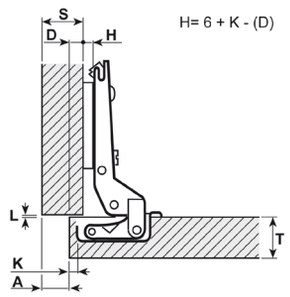

DATI TECNICI/TECHNICAL DATA mm

△	110°
⌖	35

COD.	DESCRIZIONE / DESCRIPTION		
01.4733000G08	**CERNIERA SILENTIA+ ART.C7A6GE9 AP.110°** / *SILENTIA HINGE ART.C7A6GE9 OP.110°*	24 PZ	300 PZ

ART. - ITEM
01.4733P

Cerniera a chiusura ammortizzata
Soft closing hinge

Silentia+ è dotata di un selettore che se attivato inizia a rallentare la chiusura dell'anta a 30° o a 10° se disattivato. Cerniera con ala collo 17. Adattabile a tutte le basette a sgancio rapido e tradizionali.
Silentia+ is equipped with an innovative switch that when activated starts to decelerate the door closure at 30°, when disconnected at 10°. Hinge crank 17. Suitable with quick release and traditional mounting plates.



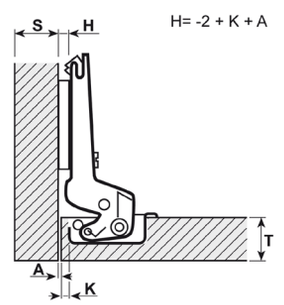

DATI TECNICI/TECHNICAL DATA mm

△	110°
⌖	35

COD.	DESCRIZIONE / DESCRIPTION		
01.4733000P08	**CERNIERA SILENTIA+ ART.C7A6PE9 AP.110°** / *SILENTIA HINGE ART.C7A6PE9 OP.110°*	24 PZ	300 PZ

ART. - ITEM
01.4733NAC

Cerniera a chiusura ammortizzata
Soft closing hinge

Silentia+ è dotata di un selettore che se attivato inizia a rallentare la chiusura dell'anta a 30° o a 10° se disattivato. Cerniera con ala controcollo lungo. Adattabile a tutte le basette a sgancio rapido e tradizionali.
Silentia+ is equipped with an innovative switch that when activated starts to decelerate the door closure at 30°, when disconnected at 10°. long crampon hinge. Suitable with quick release and traditional mounting plates.



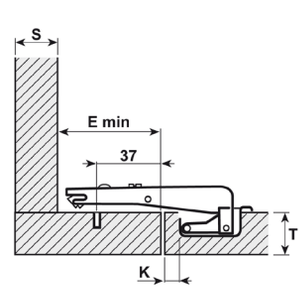

DATI TECNICI/TECHNICAL DATA mm

△	110°
⌖	35

COD.	DESCRIZIONE / DESCRIPTION		
01.47330NAC08	**CERNIERA SILENTIA+ ART.C7A6NE9AC** / *SILENTIA HINGE ART.C7A6NE9AC*	24 PZ	150 PZ

ART. - ITEM
01.4733NAM

Cerniera a chiusura ammortizzata
Soft closing hinge

Silentia+ è dotata di un selettore che se attivato inizia a rallentare la chiusura dell'anta a 30° o a 10° se disattivato. Cerniera con ala controcollo alto. Adattabile a tutte le basette a sgancio rapido e tradizionali.
Silentia+ is equipped with an innovative switch that when activated starts to decelerate the door closure at 30°, when disconnected at 10°. High crampon hinge. Suitable with quick release and traditional mounting plates.



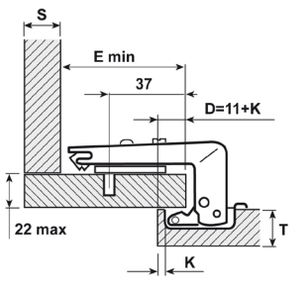

DATI TECNICI/TECHNICAL DATA mm

△	110°
⊕	35

COD.	DESCRIZIONE / DESCRIPTION		
01.47330NAM08	**CERNIERA SILENTIA+ C7A6NE9AM CONTROC.AL.** */ SILENTIA+ HIGH CRAMPON HINGE C7A6NE9AM*	24 PZ	150 PZ

ART. - ITEM
01.4755A

Cerniera a chiusura ammortizzata forti spessori
Soft closing hinge for thicker doors

Silentia+ è dotata di un selettore che se attivato inizia a rallentare la chiusura dell'anta a 30° o a 10° se disattivato. Cerniera con ala collo 0. Adattabile a tutte le basette a sgancio rapido e tradizionali.
Silentia+ is equipped with an innovative switch that when activated starts to decelerate the door closure at 30°, when disconnected at 10°. Hinge crank 0. Suitable with quick release and traditional mounting plates.



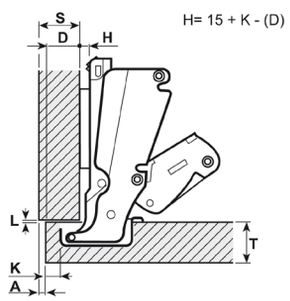

DATI TECNICI/TECHNICAL DATA mm

△	155°
⊕	35

COD.	DESCRIZIONE / DESCRIPTION		
01.475700KA08	**CERN.SILENTIA+ FOR.SP.C2AKAE9 AP.155°** */ SILENTIA HINGE ART.C2AKAE9 OP.155°*	24 PZ	100 PZ

ART. - ITEM
01.4755G

Cerniera a chiusura ammortizzata forti spessori
Soft closing hinge for thicker doors

Silentia+ è dotata di un selettore che se attivato inizia a rallentare la chiusura dell'anta a 30° o a 10° se disattivato. Cerniera con ala collo 9. Adattabile a tutte le basette a sgancio rapido e tradizionali.
Silentia+ is equipped with an innovative switch that when activated starts to decelerate the door closure at 30°, when disconnected at 10°. Hinge crank 9. Suitable with quick release and traditional mounting plates.



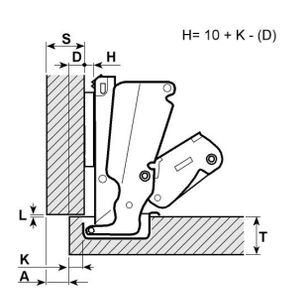

DATI TECNICI/TECHNICAL DATA mm

△	155°
⊕	35

COD.	DESCRIZIONE / DESCRIPTION		
01.475700KG08	**CERN.SILENTIA+ FOR.SP.C2AKGE9 AP.155°** */ SILENTIA HINGE ART.C2AKGE9 OP.155°*	24 PZ	100 PZ

ART. - ITEM
01.4751A

Cerniera ammortizzata per forti spessori
Soft closing hinge for thicker doors

Silentia+ è dotata di un selettore che se attivato inizia a rallentare la chiusura dell'anta a 30° o a 10° se disattivato. Cerniera con ala collo 0. Adattabile a tutte le basette a sgancio rapido e tradizionali.
Silentia+ is equipped with an innovative switch that when activated starts to decelerate the door closure at 30°, when disconnected at 10°. Hinge crank 0. Suitable with quick release and traditional mounting plates.



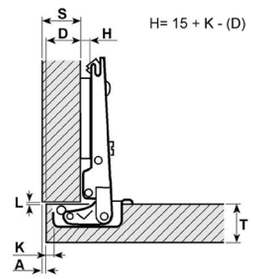

DATI TECNICI/TECHNICAL DATA mm

△	94°
⌖	35

COD.	DESCRIZIONE / DESCRIPTION		
01.4751000A08	**CERNIERA SILENTIA+ ART.C2ABAE9 COLLO 0** / *SILENTIA+ HINGE ART.C2ABAE9 OP.94°*	24 PZ	300 PZ

ART. - ITEM
01.4751G

Cerniera ammortizzata per forti spessori
Soft closing hinge for thicker doors

Silentia+ è dotata di un selettore che se attivato inizia a rallentare la chiusura dell'anta a 30° o a 10° se disattivato. Cerniera con ala collo 9. Adattabile a tutte le basette a sgancio rapido e tradizionali.
Silentia+ is equipped with an innovative switch that when activated starts to decelerate the door closure at 30°, when disconnected at 10°. Hinge crank 9. Suitable with quick release and traditional mounting plates.



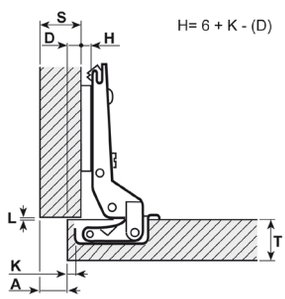

DATI TECNICI/TECHNICAL DATA mm

△	94°
⌖	35

COD.	DESCRIZIONE / DESCRIPTION		
01.4751000G08	**CERNIERA SILENTIA+ ART.C2ABGE9 COLLO 9** / *SILENTIA+ HINGE ART.C2ABGE9 OP.94°*	24 PZ	300 PZ

ART. - ITEM
01.4751P

Cerniera ammortizzata per forti spessori
Soft closing hinge for thicker doors

Silentia+ è dotata di un selettore che se attivato inizia a rallentare la chiusura dell'anta a 30° o a 10° se disattivato. Cerniera con ala collo 17. Adattabile a tutte le basette a sgancio rapido e tradizionali.
Silentia+ is equipped with an innovative switch that when activated starts to decelerate the door closure at 30°, when disconnected at 10°. Hinge crank 17. Suitable with quick release and traditional mounting plates.



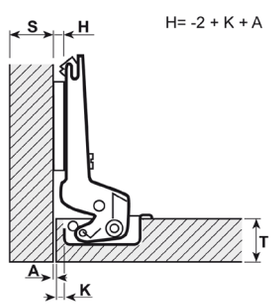

DATI TECNICI/TECHNICAL DATA mm

△	94°
⌖	35

COD.	DESCRIZIONE / DESCRIPTION		
01.4751000P08	**CERNIERA SILENTIA+ ART.C2ABPE9 COLLO 17** / *SILENTIA+ HINGE ART.C2ABPE9 OP.94°*	24 PZ	300 PZ

ART. - ITEM
01.4751N

Cerniera ammortizzata per forti spessori
Soft closing hinge for thicker door

Silentia+ è dotata di un selettore che se attivato inizia a rallentare la chiusura dell'anta a 30° o a 10° se disattivato. Cerniera con ala controcollo. Adattabile alla basetta 01.4783.
Silentia+ is equipped with an innovative switch that when activated starts to decelerate the door closure at 30°, when disconnected at 10°. Crampon hinge. Suitable with mounting plate 01.4783

DATI TECNICI/TECHNICAL DATA mm

△	94°
⊕	35

SALICE



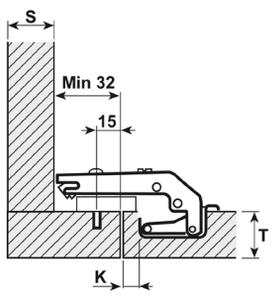

COD.	DESCRIZIONE / DESCRIPTION		
01.4751000N08	**CERNIERA SILENTIA+ C2ABNE9 CONTR.F.SP.** */ SILENTIA+ CRAMPON HINGE ART.C2ABNE9*	24 PZ	150 PZ

ART. - ITEM
01.4735A

Cerniera per forti spessori PUSH TO OPEN
PUSH TO OPEN hinge for thicker doors

Le cerniere Push sono dotate di una speciale molla che consente l'apertura automatica dell'anta. Per ante di forte spessore, sino a 35mm, con sagomature particolari. Cerniera con ala collo 0. Adattabile a tutte le basette a sgancio rapido e tradizionali.
Push hinge are equipped with a special spring wich allows the automatic opening of the door. For thick doors up to 35mm, with special profiles. Hinge crank 0. Suitable with quick release and traditional mounting plates.

DATI TECNICI/TECHNICAL DATA mm

△	94°
⊕	35

SALICE



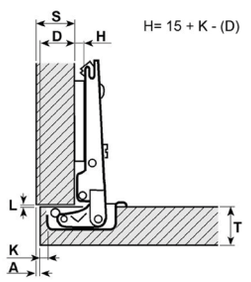

COD.	DESCRIZIONE / DESCRIPTION		
01.FC2AVA9908	**CERNIERA FORTI SPESS. ART.C2AVA99 PUSH** */ PUSH HINGE FOR THICKER DOORS ART.C2AVA99*	24 PZ	300 PZ

ART. - ITEM
01.4735P

Cerniera per forti spessori PUSH TO OPEN
PUSH TO OPEN hinge for thicker doors

Le cerniere Push sono dotate di una speciale molla che consente l'apertura automatica dell'anta. Per ante di forte spessore, sino a 35mm, con sagomature particolari. Cerniera con ala collo 17. Adattabile a tutte le basette a sgancio rapido e tradizionali.
Push hinge are equipped with a special spring wich allows the automatic opening of the door. For thick doors up to 35mm, with special profiles. Hinge crank 17. Suitable with quick release and traditional mounting plates.

DATI TECNICI/TECHNICAL DATA mm

△	94°
⊕	35

SALICE



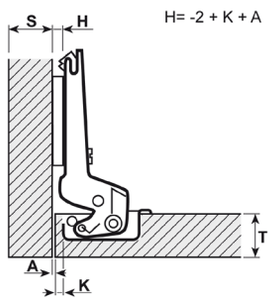

COD.	DESCRIZIONE / DESCRIPTION		
01.FC2AVP9908	**CERNIERA FORTI SPESS. ART.C2AVP99 PUSH** */ PUSH HINGE FOR THICKER DOORS ART.C2AVP99*	24 PZ	300 PZ

ART. - ITEM
01.4737A

Cerniera PUSH TO OPEN
PUSH TO OPEN hinge

Le cerniere Push sono dotate di una speciale molla che consente l'apertura automatica dell'anta. Cerniera con ala collo 0. Adattabile a tutte le basette a sgancio rapido e tradizionali.
Push hinge are equipped with a special spring wich allows the automatic opening of the door. Hinge crank 0. Suitable with quick release and traditional mounting plates.

SALICE



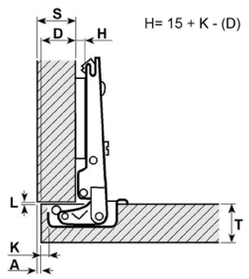

DATI TECNICI/TECHNICAL DATA mm	
	110°
	35

COD.	DESCRIZIONE / DESCRIPTION		
01.4737000A08	**CERNIERA PUSH ART.C2APA99 AP.110°** / *PUSH HINGE ART.C2APA99 OP.110°*	24 PZ	300 PZ

ART. - ITEM
01.4737G

Cerniera PUSH TO OPEN
PUSH TO OPEN hinge

Le cerniere Push sono dotate di una speciale molla che consente l'apertura automatica dell'anta. Cerniera con ala collo 9. Adattabile a tutte le basette a sgancio rapido e tradizionali.
Push hinge are equipped with a special spring wich allows the automatic opening of the door. Hinge crank 9. Suitable with quick release and traditional mounting plates.

SALICE



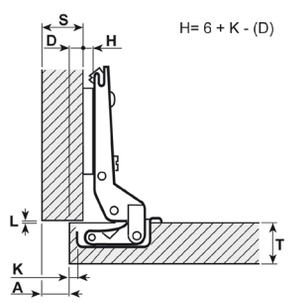

DATI TECNICI/TECHNICAL DATA mm	
	110°
	35

COD.	DESCRIZIONE / DESCRIPTION		
01.4737000G08	**CERNIERA PUSH ART.C2APG99 AP.110°** / *PUSH HINGE ART.C2APG99 OP.110°*	24 PZ	300 PZ

ART. - ITEM
01.4737P

Cerniera PUSH TO OPEN
PUSH TO OPEN hinge

Le cerniere Push sono dotate di una speciale molla che consente l'apertura automatica dell'anta. Cerniera con ala collo 17. Adattabile a tutte le basette a sgancio rapido e tradizionali.
Push hinge are equipped with a special spring wich allows the automatic opening of the door. Hinge crank 17. Suitable with quick release and traditional mounting plates.

SALICE



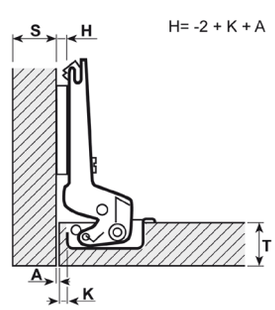

DATI TECNICI/TECHNICAL DATA mm	
	110°
	35

COD.	DESCRIZIONE / DESCRIPTION		
01.4737000P08	**CERNIERA PUSH ART.C2APP99 AP.110°** / *PUSH HINGE ART.C2APP99 OP.110°*	24 PZ	300 PZ

ART. - ITEM
01.4752

Cerniera per ante sagomate
Hinge for shaped doors

Con questa cerniera si possono eseguire una serie di montaggi con ante sagomate o con battute su tutti i lati. Adattabile a tutte le basette a sgancio rapido e tradizionali.
Suitable for furniture with shaped doors or overlay in each side. Suitable with quick release and traditional mounting plates.

SALICE



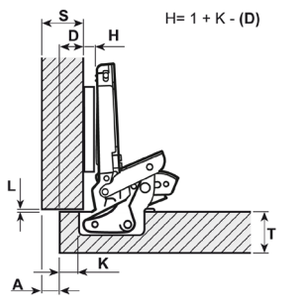

DATI TECNICI/TECHNICAL DATA mm

△	110°
⌖	35

COD.	DESCRIZIONE / DESCRIPTION		
01.4752000A08	**CERNIERA ART.CBA2A99** / *HINGE ART. CBA2A99*	24 PZ	150 PZ

ART. - ITEM
04.DB01SNG

Smove per cerniera
Soft closing SMOVE for hinge

Smove da applicare alla cerniera 01.4752 per la decelerazione dell'anta.
Smove to be fixed to hinge 01.4752 to soften the closing action of the door.

SALICE



COD.	DESCRIZIONE / DESCRIPTION		
04.DB01SNG000	**SMOVE X CERNIERE SERIE B.** / *SMOVE FOR B SERIES HINGES*	24 PZ	150 PZ

ART. - ITEM
01.4731

Placca copriflangia in acciaio
Steel flange cover cap

Placca copriflangia in acciao utilizzabile con tutte le cerniere con box Ø35. Finiture disponibili: nichelata, titanio.
Steel flange cower cap usable with all hinges Ø35. Available finishing: nikel plated, titanium.

SALICE



COD.	DESCRIZIONE / DESCRIPTION		
01.4731000003	**PLACCA COPRIFL. ART.S2CX85H6SN TITANIO** / *FLANGE COVER CAP ART.S2CX85H6SN TITANIUM*	24 PZ	100 PZ
01.4731000008	**PLACCA COPRIFLANGIA ART.S2XX85H9** / *FLANGE COVER CAP ART.S2XX85HP NIKEL PL.*	24 PZ	100 PZ

ART. - ITEM
01.FS2BX

Placa di copertura
Cover cap for hinge

Placa coprivite in acciaio utilizzabile con tutte le cerniere con box Ø35. Finiture disponibili: nichelata, titanio.
Steel screw cover cap usable with all hinges Ø35. Available finishing: nikel plated, titanium.

SALICE



COD.	DESCRIZIONE / DESCRIPTION		
01.FS2BX83H90	**PLACCA COPRIVITE ART.S2BX83H9** / *SCREW COVER CAP ART.S2BX83H9 NIKEL PL.*	24 PZ	100 PZ
01.S2MX83H6SN	**PLACCA COPRIVITE ART.S2MX83H6SN TITANI** / *SCREW COVER CAP ART.S2MX83H6SN TITANIUM*	24 PZ	100 PZ

ART. - ITEM
01.4830C

Cerniera a chiusura automatica
Automatic closure hinge

Cerniera con ala collo 0. Non adatta alle basi a sgancio rapido.
Hinge crank 0. Do not use with quick release mounting plates.

DATI TECNICI/TECHNICAL DATA mm	
94°	
26	

SALICE



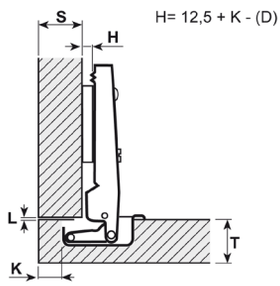

COD.	DESCRIZIONE / DESCRIPTION		
01.4830000C08	**CERNIERA ART.C6A7C99** / *HINGE ART.C6A7C99*	24 PZ	600 PZ

ART. - ITEM
01.4830L

Cerniera a chiusura automatica
Automatic closure hinge

Cerniera con ala collo 9. Non adatta alle basi a sgancio rapido.
Hinge crank 9. Do not use with quick release mounting plates.

DATI TECNICI/TECHNICAL DATA mm	
94°	
26	

SALICE



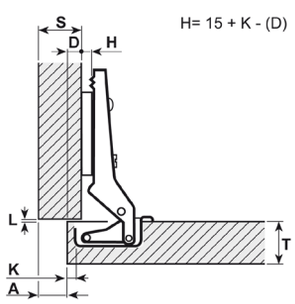

COD.	DESCRIZIONE / DESCRIPTION		
01.4830000L08	**CERNIERA ART.C6A7L99** / *HINGE ART.C6A7L99*	24 PZ	600 PZ

ART. - ITEM
01.4830S

Cerniera a chiusura automatica
Automatic closure hinge

Cerniera con ala collo 17. Non adatta alle basi a sgancio rapido.
Hinge crank 17. Do not use with quick release mounting plates.

DATI TECNICI/TECHNICAL DATA mm

△	94°
⊕	26

SALICE



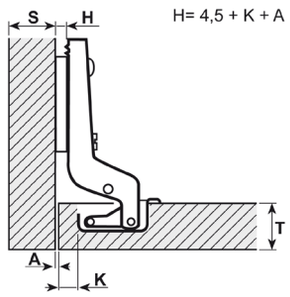

COD.	DESCRIZIONE / DESCRIPTION		
01.48300000S08	**CERNIERA ART.C6A7S99** / *HINGE ART. C6A7S99*	24 PZ	600 PZ

ART. - ITEM
01.4830N

Cerniera a chiusura automatica
Automatic closure hinge

Cerniera con ala controcollo corta. Utilizzabile solo con basetta 01.4793.
Short crampon hinge. To be used only with mounting plate 01.4793.

DATI TECNICI/TECHNICAL DATA mm

△	94°
⊕	26

SALICE



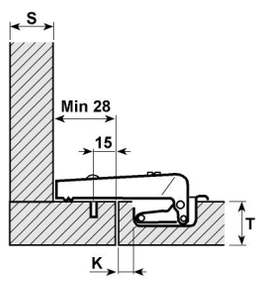

COD.	DESCRIZIONE / DESCRIPTION		
01.4830000N08	**CERNIERA ART.C6A7N99** / *HINGE ART.C6A7N99*	24 PZ	300 PZ

ART. - ITEM
01.4736A

Cerniera per ante in cristallo
Automatic closure hinge for glass doors

Cerniera con ala collo 0 a chiusura automatica. Adattabile a tutte le basette a sgancio rapido e tradizionali.
Automatic closure hinge crank 0. Suitable with quick release and traditional mounting plates.

DATI TECNICI/TECHNICAL DATA mm

△	94°
⊕	26

SALICE



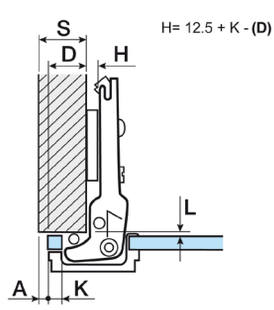

COD.	DESCRIZIONE / DESCRIPTION		
01.4736000A08	**CERNIERA ART.C2C7A39** / *HINGE ART.C2C7A39*	24 PZ	150 PZ

ART. - ITEM
01.4736G

Cerniera per ante in cristallo
Automatic closure hinge for glass doors

Cerniera con ala collo 9 a chiusura automatica. Adattabile a tutte le basette a sgancio rapido e tradizionali.
Automatic closure inge crank 9. Suitable with quick release and traditional mounting plates.

DATI TECNICI/TECHNICAL DATA mm

△	94°
⌖	26

SALICE



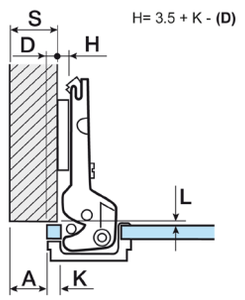

COD.	DESCRIZIONE / DESCRIPTION		
01.4736000G08	**CERNIERA ART.C2C7G39** / *HINGE ART.C2C7G39*	24 PZ	150 PZ

ART. - ITEM
01.4736P

Cerniera per ante in cristallo
Automatic closure hinge for glass doors

Cerniera con ala collo 17 a chiusura automatica. Adattabile a tutte le basette a sgancio rapido e tradizionali.
Automatic closure hinge crank 17. Suitable with quick release and traditional mounting plates.

DATI TECNICI/TECHNICAL DATA mm

△	94°
⌖	26

SALICE



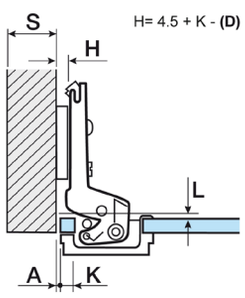

COD.	DESCRIZIONE / DESCRIPTION		
01.4736000P41	**CERNIERA ART.C2C7P39** / *HINGE ART.C2C7P39*	24 PZ	150 PZ

ART. - ITEM
01.4738

Coperchio copricerniera
Hinge cover

Da utilizzare con cerniere 01.4736. Finiture disponibili: nera, argento satinato
To be used with hinge 01.4736. Available finishing: black, satin silver.

SALICE



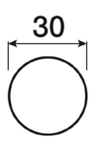

COD.	DESCRIZIONE / DESCRIPTION		
01.4738000039	**PIASTRINA ART.P2CTA09 ARG. SAT.** / *SATIN SILVER COVER ART.P2CTA09*	24 PZ	150 PZ
01.4738000041	**PIASTRINA ART.P2CTAX3 NERA** / *BLACK COVER ART.P2CTAX3*	24 PZ	150 PZ

ART. - ITEM
01.4980A

Cerniera a chiusura libera o automatica
Automatic closure hinge or without spring

Cerniera con ala collo 0. Adattabile a tutte le basette a sgancio rapido e tradizionali.
Hinge crank 0. Suitable for quick release and traditional mounting plates.

DATI TECNICI/TECHNICAL DATA mm
94°
40



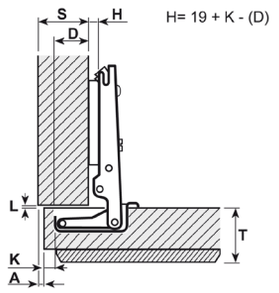

COD.	DESCRIZIONE / DESCRIPTION		
01.4980000A08	**CERNIERA ART.CFA7A99** / *HINGE ART.CFA7A99*	24 PZ	300 PZ
CFA5A99	**CERNIERA ART.CFA5A99 SENZA MOLLA** / *HINGE CFA5A99 WITHOUT SPRING*	24 PZ	300 PZ

ART. - ITEM
01.4980G

Cerniera a chiusura automatica
Automatic closure hinge

Cerniera con ala collo 11. Adattabile a tutte le basette a sgancio rapido e tradizionali.
Hinge crank 11. Suitable for quick release and traditional mounting plates.

DATI TECNICI/TECHNICAL DATA mm
94°
40



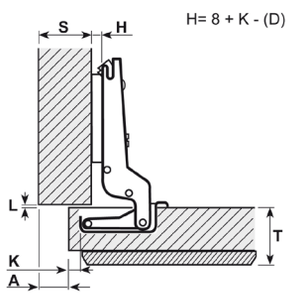

COD.	DESCRIZIONE / DESCRIPTION		
01.4980000G08	**CERNIERA ART.CFA7G99** / *HINGE ART.CFA7G99*	24 PZ	300 PZ

ART. - ITEM
01.4980P

Cerniera a chiusura libera o automatica
Automatic closure hinge or without spring

Cerniera con ala collo 22. Adattabile a tutte le basette a sgancio rapido e tradizionali.
Hinge crank 22. Suitable for quick release and traditional mounting plates.

DATI TECNICI/TECHNICAL DATA mm
94°
40



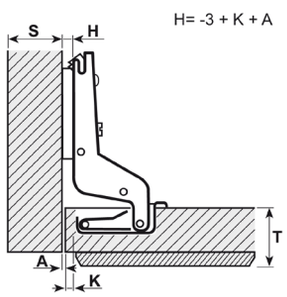

COD.	DESCRIZIONE / DESCRIPTION		
01.4980000P08	**CERNIERA ART.CFA7P99** / *HINGE ART.CFA7P99*	24 PZ	300 PZ
01.FCFA5P9908	**CERNIERA ART.CFA5P99 SENZA MOLLA** / *HINGE ART.CFA5P99 WITHOUT SPRING*	24 PZ	300 PZ

ART. - ITEM
01.4766

Base a croce ad innesto rapido
Cross, fast assembly mounting plate

Base da avvitare in zama con regolazione frontale e verticale mediante eccentrico.
Screw-in, zamak, mounting plate with front and vertical adjustment by cam.

SALICE



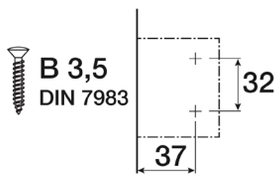

DATI TECNICI/TECHNICAL DATA mm

H	0 3 6

COD.	DESCRIZIONE / DESCRIPTION		
01.4766R00008	**BASETTA ART.BAR3R09 H.0** / *MOUNTING PLATE ART.BAR3R09 H.0*	24 PZ	300 PZ
01.4766R00308	**BASETTA ART.BAR3R39 H.3** / *MOUNTING PLATE ART.BAR3R39 H.3*	24 PZ	300 PZ
01.4766R00608	**BASETTA ART.BAR3R69 H.6** / *MOUNTING PLATE ART.BAR3R69 H.6*	24 PZ	300 PZ

ART. - ITEM
01.4768

Base a croce ad innesto rapido
Cross, fast assembly mounting plate

Base in zama con viti EURO con regolazione frontale e verticale mediante eccentrico.
Zamak mounting plate with euro-screws and with front and vertical adjustment by cam.

SALICE



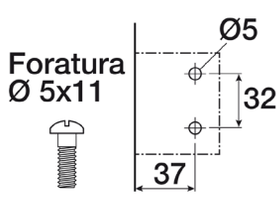

DATI TECNICI/TECHNICAL DATA mm

H	0 3

COD.	DESCRIZIONE / DESCRIPTION		
01.4768R00008	**BASETTA ART.BARGR09/16 H.0** / *MOUNTING PLATE ART.BARGR09 H.0*	24 PZ	300 PZ
01.4768R00308	**BASETTA ART.BARGR39/16 H.3** / *MOUNTING PLATE ART.BARGR39 H.3*	24 PZ	300 PZ

ART. - ITEM
01.4785

Base longitudinale ad innesto rapido
Straight mounting plate

Base da avvitare in zama con regolazione frontale e verticale mediante eccentrico. Finiture disponibili: nichelata, titanio.
Screw-in, zamak, mounting plate with front and vertical adjustment by cam. Available finishing: nickel plated, titanium.

SALICE



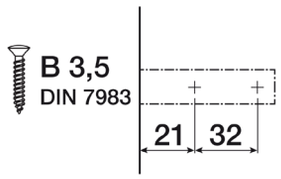

DATI TECNICI/TECHNICAL DATA mm

H	0	2	3	5	6

COD.	DESCRIZIONE / DESCRIPTION		
01.4785000003	**BASETTA ART.BAP3R06 TITANIO** / *TITANIUM MOUNTING PLATE ART.BAP3R06*	24 PZ	300 PZ
01.4785000008	**BASETTA ART.BAP3R09 H.0** / *MOUNTING PLATE ART.BAP3R09 H.0*	24 PZ	300 PZ
01.4785000208	**BASETTA ART.BAP3R29 H.2** / *MOUNTING PLATE ART.BAP3R29 H.2*	24 PZ	300 PZ
01.4785000303	**BASETTA ART.BAP3R36 TITANIO** / *TITANIUM MOUNTING PLATE ART.BAP3R36*	24 PZ	300 PZ
01.4785000308	**BASETTA ART.BAP3R39 H.3** / *MOUNTING PLATE ART.BAP3R39 H.3*	24 PZ	300 PZ
01.4785000508	**BASETTA ART.BAP3R59 H.5** / *MOUNTING PLATE ART.BAP3R59 H.5*	24 PZ	300 PZ
01.FBAP3R6900	**BASETTA ART.BAP3R69 H.6** / *MOUNTING PLATE ART.BAP3R69 H.6*	24 PZ	300 PZ

ART. - ITEM
01.4741

Sottobase in zama
Adapter for mounting plate

Sottobase in zama e viti per il fissaggio sulla base art.01.4785.
Zamak adapter and screws for fixing on mounting plate art.01.4785.

SALICE



COD.	DESCRIZIONE / DESCRIPTION	
01.SAPG15R900	**SOTTOBASE DISTANZIALE CROMATO SAPG15R9** / *ADAPTER FOR MOUNTING PLATE ART.SAPG15R9*	24 PZ
06.V294V09400	**VITE AUTOFILETTANTE 4X9** / *PZD SCREW 4,0X9*	48 PZ

ART. - ITEM
01.4810

Base a croce a innesto rapido
Cross, quick release mounting plate.

Base da avvitare in zama con regolazione frontale mediante eccentrico.
Screw-in, zamak, mounting plate with frontal adjustment by cam.

SALICE



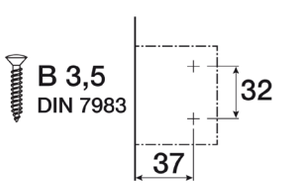

DATI TECNICI/TECHNICAL DATA mm

H	0	

COD.	DESCRIZIONE / DESCRIPTION		
01.4810000008	**BASETTA ART.BAV3E09 H.0** / *MOUNTING PLATE ART.BAV3E09 H.0*	24 PZ	300 PZ

ART. - ITEM
01.4812

Base a croce a innesto rapido
Cross, quick release mounting plate.

Base in zama con viti EURO e regolazione frontale mediante eccentrico.
Zamak mounting plate with euro-screws and frontal adjustment by cam.

SALICE



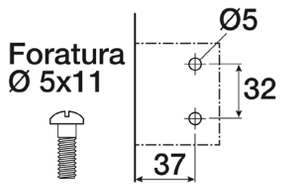

DATI TECNICI/TECHNICAL DATA mm

H	0	3	

COD.	DESCRIZIONE / DESCRIPTION		
01.4812000008	**BASETTA ART.BAVGE09/16 H.0** / *MOUNTING PLATE ART.BAVGE09/16 H.0*	24 PZ	300 PZ
01.4812000308	**BASETTA ART.BAVGE39/16 H.3** / *MOUNTING PLATE ART.BAVGE39/16 H.3*	24 PZ	300 PZ

ART. - ITEM
01.4804

Base simmetrica a croce
Cross, symmetrical mounting plate

Base da avvitare in zama con regolazione verticale ±2mm mediante eccentrico.
Screw-in, zamak, mounting plate with ±2mm. Frontal adjustment by cam.

SALICE



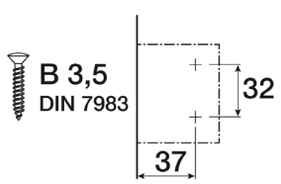

DATI TECNICI/TECHNICAL DATA mm

H	0	2	3	6	9

COD.	DESCRIZIONE / DESCRIPTION		
01.4804000008	**BASETTA ART.B2R3E09/15 H.0** / *MOUNTING PLATE ART.B2R3E09 H.0*	24 PZ	600 PZ
01.4804000208	**BASETTA ART.B2R3E29/15 H.2** / *MOUNTING PLATE ART.B2R3E29 H.2*	24 PZ	600 PZ
01.4804000308	**BASETTA ART.B2R3E39/15 H.3** / *MOUNTING PLATE ART.B2R3E39 H.3*	24 PZ	600 PZ
01.4804000608	**BASETTA ART.B2R3E69/15 H.6** / *MOUNTING PLATE ART.B2R3E69 H.6*	24 PZ	300 PZ
01.4804000908	**BASETTA ART.B2R3E99/15 H.9** / *MOUNTING PLATE ART.B2R3E99 H.9*	24 PZ	300 PZ

ART. - ITEM
01.4792

Base simmetrica
Symmetrical mounting plate

Base in acciaio a croce da avvitare.
Screw-in, cross, steel mounting plate.

SALICE



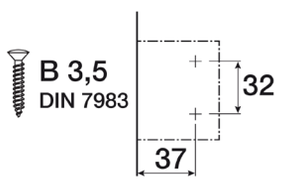

DATI TECNICI/TECHNICAL DATA mm

H	0	3	6

COD.	DESCRIZIONE / DESCRIPTION		
01.4792000008	**BASETTA ART.B2V3H09/15 H.0** / *MOUNTING PLATE ART.B2V3H09 H.0*	24 PZ	600 PZ
01.4792000308	**BASETTA ART.B2V3H39/15 H.3** / *MOUNTING PLATE ART.B2V3H39 H.3*	24 PZ	600 PZ
01.4792000608	**BASETTA ART.B2V3H69/15 H.6** / *MOUNTING PLATE ART.B2V3H69 H.6*	24 PZ	600 PZ

ART. - ITEM
01.4794

Base simmetrica
Symmetrical mounting plate

Base a croce in acciaio con viti EURO.
Cross, steel mounting plate with euro-screws.

SALICE

DATI TECNICI/TECHNICAL DATA mm

H	0	3



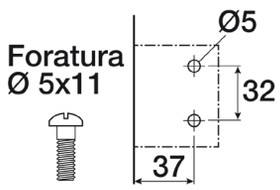

COD.	DESCRIZIONE / DESCRIPTION		
01.4794000008	**BASETTA ART.B2VGH09/15 H.0** / *MOUNTING PLATE ART.B2VGH09 H.0*	24 PZ	600 PZ
01.4794000308	**BASETTA ART.B2VGH39/17 H.3** / *MOUNTING PLATE ART.B2VGH39 H.3*	24 PZ	600 PZ

ART. - ITEM
01.4780

Base longitudinale
Straight mounting plate

Base da avvitare in zama.
Screw-in, zamak mounting plate.

SALICE

DATI TECNICI/TECHNICAL DATA mm

H	0	3



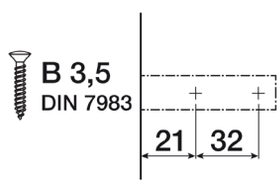

COD.	DESCRIZIONE / DESCRIPTION		
01.4780000008	**BASETTA ART.B2J5B09/15 H.0** / *MOUNTING PLATE ART.B2J5B09 H.0*	24 PZ	600 PZ
01.4780000308	**BASETTA ART.B2J5B39/15 H.3** / *MOUNTING PLATE ART.B2J5B39 H.3*	24 PZ	600 PZ

ART. - ITEM
01.4783

Base asimmetrica
Asymmetrical mounting plate

Base a croce in zama a doppia altezza da avvitare.Utilizzabile solo con cerniera art.01.4720N.
Cross, screw-in, zamak mounting plate with double height.To be used only with hinge art.01.4720N.

SALICE

DATI TECNICI/TECHNICAL DATA mm

H	6-9	



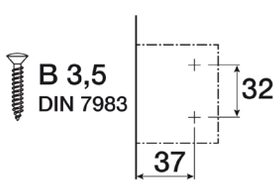

COD.	DESCRIZIONE / DESCRIPTION		
01.4783090608	**BASETTA ART.B2S3B99B6/15** / *MOUNTING PLATE ART.B2S3B99B6*	24 PZ	150 PZ

ART. - ITEM
01.4763

Base a croce in zama inclinata
Inclined, cross, zamak mounting plate

Basetta in zama inclinata di 15°.
15° inclined zamak mounting plate

SALICE



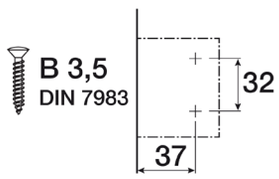

COD.	DESCRIZIONE / DESCRIPTION		
01.4763000008	**BASETTA ART.B2V3BW9/15** / *MOUNTING PLATE ART.B2V3BW9*	24 PZ	100 PZ

ART. - ITEM
01.4764

Base a croce in zama inclinabile
Reclining, cross, zamak mounting plate

Basetta in zama inclinabili da +10° a +30° e posizioni intermedie, per montaggi speciali.
+10°± +30° reclining zamak mounting plate for special angled assembies

SALICE



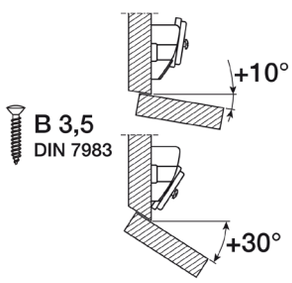

COD.	DESCRIZIONE / DESCRIPTION		
01.4764000008	**BASETTA ART.B2V3BW9S/15** / *MOUNTING PLATE ART.B2V3BW9S*	24 PZ	100 PZ

ART. - ITEM
04.FD006

Smove
Smove

Smove per ammortizzare la chiusura dell'anta. Applicare un foro Ø10 al centro del cappello o del basamento del mobile dove inserire lo SMOVE. Per ante di altezza superiore a 1600 mm oppure per ante con telaio in legno o alluminio, potrebbe essere necessario l'utilizzo di due Smove, uno da inserire nel cappello e uno nel basamento del mobile. Finiture disponibili: bianca, grigia.

Smove to decelerate the closure of the door. Make a Ø10 hole and insert the smove at the centre of the top or the base panel of the cabinet. For wood-based and alu-framed doors over 1.600mm height, it may be necessary to use two smove, one to be inserted into the top and the second into the base panel of the cabinet.

SALICE



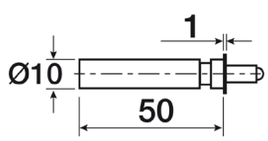

COD.	DESCRIZIONE / DESCRIPTION		
04.FD006SNB00	**SMOVE ART.D006SNB BIANCO** / *WHITE SMOVE ART.D006SNB*	10 PZ	250 PZ
04.FD006SNG00	**SMOVE ART.D006SNG GRIGIO** / *GREY SMOVE ART.D006DNG*	10 PZ	250 PZ

ART. - ITEM
04.FD064

Adattatore per smove
Smove adapter

Adattatore da avvitare per smove Art.04.FD006, l'adattatore consente il montaggio dello SMOVE senza dovere forare il piano nello spessore. Finiture disponibili: bianca, grigia.
Screw-in smove adapter for smove 04.FD006, the adapter allows the mounting of the smove without drilling the surface. Available finishing: white, grey.

SALICE



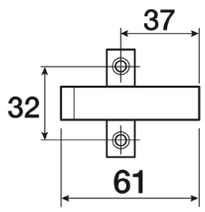

COD.	DESCRIZIONE / DESCRIPTION		
04.FD064SNBN0	**ADATTATORE ART.D064SNBN BIANCO** / *WHITE SMOVE ADAPTER ART. D064SNGN*	10 PZ	500 PZ
04.FD064SNGN0	**ADATTATORE ART.D064SNGN GRIGIO** / *GREY SMOVE ADAPTER ART. D064SNGN*	10 PZ	500 PZ

ART. - ITEM
04.D0S8S

Smove
Smove

Smove da utilizzare con ante a due cerniere.
Smove to be used with double-hinged doors.

SALICE



COD.	DESCRIZIONE / DESCRIPTION		
04.D0S8SNG000	**SMOVE X ANTE A DUE CERNIERE CORSA 18** / *SMOVE FOR TWO HINGE DOORS 18MM*	10 PZ	300 PZ

ART. - ITEM
04.DARX0

Adattatore per cerniera collo 0
Adapter for hinge crank 0

Adattatore da utilizzare SOLO con basi a croce 37x 32 mm. per il montaggio dello Smove art.04.D0S8S. In caso di utilizzo con basi con fissaggio a vite legno, utilizzare una vite con testa Ø 8 mm e lunga 16 mm.
Adapter to be used only with cross mounting plate 37X32mm for mounting smove 04.D0S8S. If used with mounting plates with chipboards screw, use a screw with head Ø8 and lenght 16mm.

SALICE



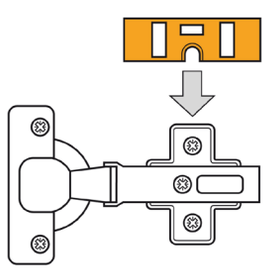

COD.	DESCRIZIONE / DESCRIPTION		
04.DARX090000	**SUPPORTO X BASI IN ZAMA H=0** / *ADAPTER FOR MOUNTING PLATE H.0*	10 PZ	300 PZ

ART. - ITEM
04.DARX9

Adattatore per cerniera collo 9
Adapter for hinge crank 9

Adattatore da utilizzare SOLO con basi a croce 37x 32 mm. per il montaggio dello Smove art.04.D0S8S. In caso di utilizzo con basi con fissaggio a vite legno, utilizzare una vite con testa Ø 8 mm e lunga 16 mm.
Adapter to be used only with cross mounting plate 37X32mm for mounting smove 04D0S8S. If used with mounting plates with chipboard screw, use a screw with head Ø8 and lenght 16mm.

SALICE



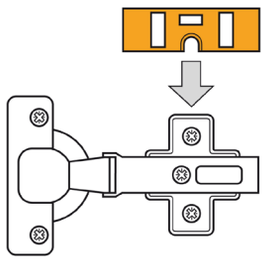

COD.	DESCRIZIONE / DESCRIPTION		
04.DARX990000	**SUPPORTO X BASI IN ZAMA H=9** */ ADAPTER FOR MOUNTING PLATE H.9*	10 PZ	300 PZ

ART. - ITEM
01.4715

Cerniera AIR ammortizzata
Soft closing AIR hinge

La cerniera consente la regolazione laterale, frontale e verticale dell'anta ed è dotata di sistema decelerante integrato per una chiusura ammortizzata e con sistema Push per l'apertura di ante senza maniglie. Inserita nel cappello e nell'anta, Air rimane praticamente nascosta alla vista e, con il suo ingombro ridotto, trova applicazione in ambienti diversi come cucina, bagno, zona giorno e notte e vetrine per negozi.

The hinge allows the lateral, front and vertical adjustment of the door and has an integrated soft close mechanism for decelerated closing or push self-opening system for handle-less doors. Inserted into the top and bottom of the cabinet and the door, air is pactically invisible, and thanks to its small size it can find numerous applications as into kitchen, bathroom, living-and bedroom furniture or display cabinets.



DATI TECNICI/TECHNICAL DATA mm

105°

COD.	DESCRIZIONE / DESCRIPTION		
01.4715000003	**CONF.2 CERNIERE AIR SMOVE DX+SX TITANIO** / *BAG 2 AIR SMOVE HINGE DX+SX TITANIUM*	2 PZ	72 PZ
01.4715000008	**CONF.2 CERNIERE AIR SMOVE DX+SX NICHEL** / *BAG 2 AIR SMOVE HINGE DX+SX NIKEL PLATED*	2 PZ	72 PZ
01.4715P00003	**CONF.2 CERNIERE AIR PUSH DX+SX TITANIO** / *BAG 2 AIR PUSH HINGE DX+SX TITANIUM*	2 PZ	72 PZ
01.4715P00008	**CONF.2 CERNIERE AIR PUSH DX+SX NICHEL** / *BAG 2 AIR PUSH INGE DX+SX NIKEL PLATED*	2 PZ	72 PZ
04.DEL6BSFV02	**CONF.2 SQUADRE DX + 2 SQUADRE SX + 12** / *BAG WITH 4 CORNER CONNECTORS +24 SCREWS*	4 PZ	25 PZ
05.D206AG3000	**GUARNIZIONE PER PROFILO AIR MT.3** / *GASKET FOR AIR PROFILE MT.3*	1 PZ	12 PZ
05.DEL6LP300P	**PROFILO AIR MT.3 ALLUMINIO OSSIDATO** / *ALUMINIUM AIR PROFILE MT.3*	1 PZ	12 PZ

Lavorazioni per mobili in legno *Workings on the wooden door*

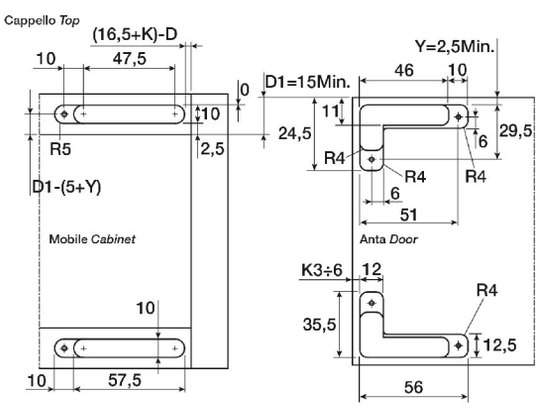

Base *Bottom panel*

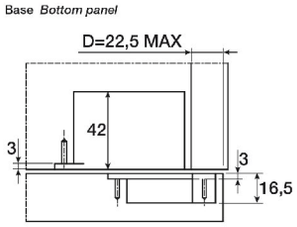

Lavorazioni per telai in alluminio *Workings on the aluminium-framed door*

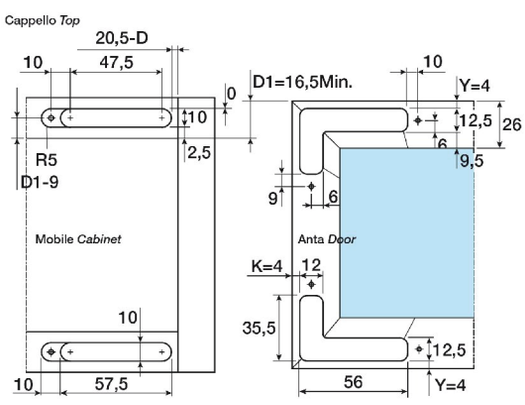

Base *Bottom panel*

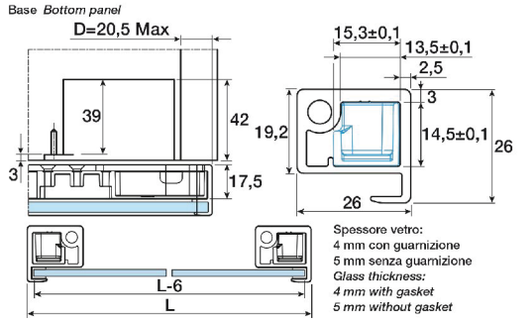

ART. - ITEM
01.4716AD

Cerniera LAPIS collo 0
LAPIS hinge crank 0

Cerniera LAPIS collo 0 per forti spessori con sistema decelerante integrato nella scatolina.
LAPIS hinge crank 0 for thicker door with integrated decelerating system.

DATI TECNICI/TECHNICAL DATA mm	
△	94°
⊕	35



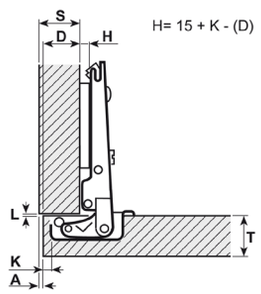

COD.	DESCRIZIONE / DESCRIPTION		
01.4716AD9008	**CERNIERA DEC.FORTI SP. LAPIS C.0 C21BAE9** / *LAPIS HINGE CRANK 0 ART.C21BAD9*	24 PZ	300 PZ

ART. - ITEM
01.4716GD

Cerniera LAPIS collo 9
LAPIS hinge crank 9

Cerniera LAPIS collo 9 per forti spessori con sistema decelerante integrato nella scatolina.
LAPIS hinge crank 9 for thicker doors with integrated decelerating system.

DATI TECNICI/TECHNICAL DATA mm	
△	94°
⊕	35



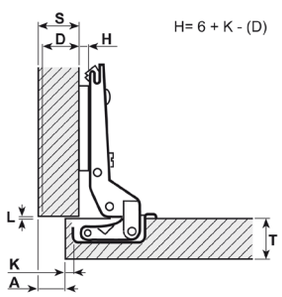

COD.	DESCRIZIONE / DESCRIPTION		
01.4716BGD908	**CERNIERA FOR.SPES.DEC.LAPIS C.9 C21BGE9** / *LAPIS HINGE CRANK 9 ART.C21BGD9*	24 PZ	300 PZ

ART. - ITEM
01.4716C

Carter per cerniera LAPIS
Cover for LAPIS hinge

Carter di copertura per cerniera LAPIS
Cover for LAPIS hinge



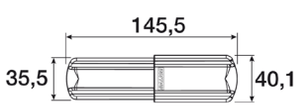

COD.	DESCRIZIONE / DESCRIPTION		
01.P7A0A08002	**CARTER LATO FIANCO CERN.LAPIS C.0 ORO L.** / *BRIGHT GOLD COVER CABINET SIDE CRANK 0*	24 PZ	100 PZ
01.P7A0AA3003	**CARTER LATO FIANCO CER.LAPIS C.0 NERO** / *BLACK COVER CABINET SIDE CRANK 0*	24 PZ	100 PZ
01.P7A9A08002	**CARTER LATO FIANCO CERN.LAPIS C.9 ORO L.** / *BRIGHT GOLD COVER CABINET SIDE CRANK 9*	24 PZ	100 PZ
01.P7A9AA3003	**CARTER LATO FIANCO CER.LAPIS C.9 NERO** / *BLACK COVER CABINET SIDE CRANK 9*	25 PZ	100 PZ
01.P7SXA08SN0	**CARTER LATO ANTA CERN.LAPIS ORO LUCIDO** / *BRIGHT GOLD COVER DOOR SIDE*	24 PZ	100 PZ
01.P7SXAA3SN0	**CARTER LATO ANTA CERN.LAPIS NERO** / *BLACK COVER DOOR SIDE FOR LAPIS HINGE*	24 PZ	100 PZ

ART. - ITEM
01.09090

Cerniera Sensys ammortizzata forti spessori 8631i
Soft closing hinge for thicker doors 8631i

Cerniera a scodellino con montaggio rapido e ammortizzatore incorporato. Per spessore anta 15 - 32 mm. Angolo di apertura 95°.
Hinge cup with quick assembly and integrated damper. For door thickness 15-32 mm. Opening angle 95 °.

DATI TECNICI/TECHNICAL DATA mm	
△	95°
⌖	35

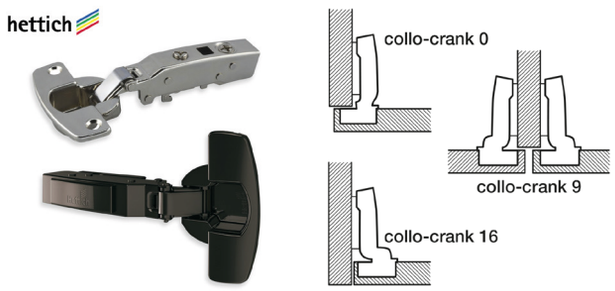

COD.	DESCRIZIONE / DESCRIPTION		
01.0909026000	**CERNIERA SENSYS TH AMM.FORTI SP.C.0 95°** / *SOFT CLOSING HINGE SENSYS CRANK 0 OP.95°*	24 PZ	200 PZ
01.0909027000	**CERNIERA SENSYS TH AMM.FORTI SP.C.9 95°** / *SOFT CLOSING HINGE SENSYS CRANCK 9 OP95°*	24 PZ	200 PZ
01.0909028000	**CERNIERA SENSYS TH AMM.FORTI SP.C16 95°** / *SOFT CLOSING HINGE SENSYS CRANK 16 OP95°*	24 PZ	200 PZ
01.0909175300	**CERNIERA SENSYS TH52 AP.95°C.0 F.SP.NERA** / *BLK SOFT CLOSING HINGE SENSYS C0 95°*	24 PZ	50 PZ
01.0909175500	**CERNIERA SENSYS TH52 95°C.9,5 F.SP.NERA** / *BLK SOFT CLOSING HINGE SENSYS C9,5 95°*	24 PZ	50 PZ
01.0909175600	**CERNIERA SENSYS TH52 AP95°C.16 F.SP.NERA** / *BLACK SOFT CLOSING HINGE SENSYS C16 95°*	24 PZ	50 PZ

ART. - ITEM
01.09099

Ceniera Sensys ammortizzata 165° forti spessori 8657i
Soft closing hinge for 165° thicker doors 8657i

Cerniera a scodellino con montaggio rapido e ammortizzatore incorporato. Per spessore anta 15 - 32 mm. Angolo di apertura 165°.
Hinge cup with quick assembly and integrated damper. For door thickness 15-32 mm. Opening angle 165 °.

DATI TECNICI/TECHNICAL DATA mm	
△	165°
⌖	35

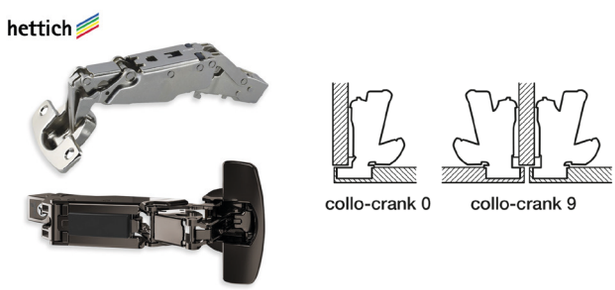

COD.	DESCRIZIONE / DESCRIPTION		
01.0909176700	**CERNIERA SENSYS TH52 165° C.0 F.SP.NERA** / *BLACK SOFT CLOSING HINGE SENSYS CRANK 0*	24 PZ	50 PZ
01.0909176800	**CERNIERA SENSYS TH52 165° C.9 F.SP.NERA** / *BLACK SOFT CLOSING HINGE SENSYS CRANK 9*	24 PZ	50 PZ
01.0909954000	**CERNIERA SENSYS TH52 AMM.FOR.SP.C.0 165°** / *SOFT CLOSING HINGE SENSYS CRANK 0*	24 PZ	50 PZ
01.0909955000	**CERNIERA SENSYS TH52 AMM.FOR.SP.C.9 165°** / *SOFT CLOSING HINGE SENSYS CRANK 9*	24 PZ	50 PZ

ART. - ITEM
01.F90712

Cerniera Sensys ammortizzata 8645i
Soft closing hinge 8645i

Cerniera a molla con montaggio a scatto per spessori di almeno 15-22mm. Regolazione del sormonto incorporata ±2mm. Regolazione di profondità incorporata+3mm/-2mm.
Concealed hinge for snap-on attachment for door thicknesses of 15-22mm. Integrated overlay adjustment ±2mm. Integrated depth adjustment +3mm/-2mm.

DATI TECNICI/TECHNICAL DATA mm	
△	110°
⊕	35



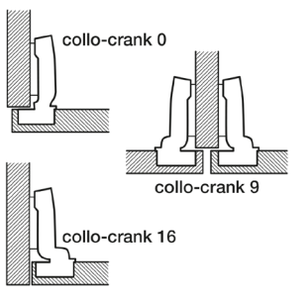

COD.	DESCRIZIONE / DESCRIPTION		
01.F907120500	**CERNIERA SENSYS 8645i T52 C.0 AP.110°** / *SENSYS HINGE 86451I T52 CRANK 0 OP.110°*	24 PZ	200 PZ
01.F907120600	**CERNIERA SENSYS 8645i T52 C.9,5 AP.110°** / *SENSYS HINGE 8645I T52 CRANK 9,5 OP.110°*	24 PZ	200 PZ
01.F907120700	**CERNIERA SENSYS 8645i T52 C.16 AP.110°** / *SENSYS HINGE 8645I T52 CRANK 16 OP.110°*	24 PZ	200 PZ

ART. - ITEM
01.09088

Cerniera Sensys ammortizzata forti spessori 8639i
Soft closing hinge for thicker doors 8639i

Cerniera a scodellino con montaggio rapido e ammortizzatore incorporato. Per spessore anta 15 - 28 mm. Cerniera per ante con angolo positivo di 45°.
Hinge cup with quick assembly and integrated damper. For door thickness 15-28 mm. Hinge for doors with positive angle 45°.

DATI TECNICI/TECHNICAL DATA mm	
△	95°
⊕	35



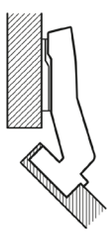

COD.	DESCRIZIONE / DESCRIPTION	
01.0908801900	**CERNIERA SENSYS 8639i W45 95° TH52** / *SENSYS HINGE 8639i W45 95° TH52*	50 PZ

ART. - ITEM
01.F90827

Placca di copertura
Cover cap for hinge

Placca di copertura per braccio della cerniera Sensys.
Cover cap for Sensys hinge arm.



COD.	DESCRIZIONE / DESCRIPTION		
01.0909182000	**PLACCA COPERTURA BRACCIO PER SENSYS NERA** / *BLACK COVER CAP FOR SENSYS HINGE*	24 PZ	50 PZ
01.F908277400	**PLACCA COPERTURA BRACCIO PER SENSYS NIC.** / *NICKEL PL.COVER CAP FOR SENSYS HINGE ARM*	24 PZ	200 PZ

ART. - ITEM
01.F90826

Placca di copertura
Cover cap for hinge

Placca di copertura per scodellino della cerniera Sensys.
Cover cap for Sensys hinge cup



COD.	DESCRIZIONE / DESCRIPTION		
01.0909182200	**PLACCA COPERTURA SCODELLINO SENSYS NERA** / *BLACK COVER CAP FOR SENSYS HINGE*	24 PZ	50 PZ
01.F908261400	**PLACCA COPERTURA SCODELLINO SENSYS NIC.** / *NICKEL PLATED COVER CAP FOR SENSYS HINGE*	24 PZ	200 PZ

ART. - ITEM
01.F480

Cerniera Intermat 9943
Intermat hinge 9943

Cerniera a molla con montaggio a scatto, per spessori di almeno 15mm. Regolazione del sormonto incorporata +1mm/-2,5mm.Regolazione di profondità a eccentrico incorporata ±2mm. Regolazione dell'altezza tramite basetta di montaggio ±2mm.
Concealed hinge for snap-on attachment, for door thickness 15-25 mm. Cup depth 11.6mm, Integrated overlay adjustment +1mm /-2,5mm. Integrated depth adjustment ±2mm. Height adjustment at mounting plate.



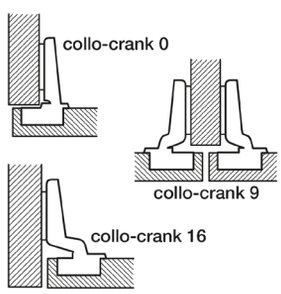

DATI TECNICI/TECHNICAL DATA mm	
∠	110°
⌖	35

COD.	DESCRIZIONE / DESCRIPTION	
01.4805100000	**CERNIERA INTERMAT 9943 AP.110° COLLO 9,5** / *INTERMAT HINGE 9943 CRANK 9,5 OP.110°*	50 PZ
01.4805200000	**CERNIERA INTERMAT 9943 AP.110° COLLO 16** / *INTERMAT HINGE 9943 CRANK 16 OP.110°*	50 PZ
01.F480490000	**CERNIERA INTERMAT 9943 AP.110° COLLO 0** / *INTERMAT HINGE 9943 CRANK 0 OP.110°*	50 PZ

ART. - ITEM
01.F907166

Base a croce con VITI EURO
Cross mounting plate with EURO SCREWS

Basetta a croce con fissaggio a viti euro premontate 5x12mm. Regolazione dell'a ltezza a eccentrico ± 2 mm. Basetta utilizzabile con cerniera Sensys e Intermat.
Cross mounting plate with premounted euro screws 5x12mm. Eccentric height adju stment ± 2 mm. Mounting plate suitable for Sensys and Intermat hinge.



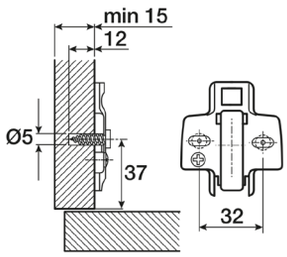

COD.	DESCRIZIONE / DESCRIPTION		
01.0909180300	**BASETTA CROCE H.0 C/VITI EURO NERA** / *BLACK CROSS MOUNT.PLATE H.0 W/EURO SCREW*	24 PZ	50 PZ
01.0909180500	**BASETTA CROCE H.3 C/VITI EURO NERA** / *BLACK CROSS MOUNT.PLATE H.3 W/EURO SCREW*	24 PZ	50 PZ
01.F907166500	**BASETTA A CROCE H.0 C/VITI EURO** / *CROSS MOUNTING PLATE H.0 W/EURO SCREW*	24 PZ	200 PZ
01.F907166600	**BASETTA A CROCE H.1,5 C/VITI EURO** / *CROSS MOUNTING PLATE H.1,5 W/EURO SCREW*	24 PZ	200 PZ
01.F907166700	**BASETTA A CROCE H.3 C/VITI EURO** / *CROSS MOUNTING PLATE H.3 W/EURO SCREW*	24 PZ	200 PZ
01.F907166800	**BASETTA A CROCE H.5 C/VITI EURO** / *CROSS MOUNTING PLATE H.5 W/EURO SCREW*	24 PZ	200 PZ

ART. - ITEM
01.F907S

Base a croce con viti legno
Cross mounting plate

Basetta a croce con fissaggio a viti, con viti truciolari premontate. Regolazione dell'altezza a eccentrico ± 2mm. Basetta utilizzabile con cerniera Sensys e Intermat.
Screw-on cross mounting plate with pre-mounted chipboard screws. Eccentric height adjustment ± 2mm. Mounting plate suitable for Sensys and Intermat hinge.



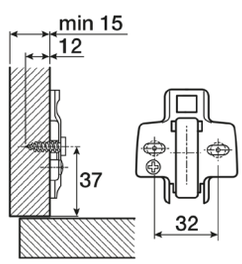

COD.	DESCRIZIONE / DESCRIPTION		
01.0907167100	**BASETTA A CROCE H.1,5 C/VITI TRUC.PREM.** / *SCREW-ON CROSS MOUNTING PLATE H.1,5*	24 PZ	200 PZ
01.F907167000	**BASETTA A CROCE H.0 C/VITI TRUC.PREMONT.** / *SCREW-ON CROSS MOUNTING PLATE H.0*	24 PZ	200 PZ
01.F907167200	**BASETTA A CROCE H.3 C/VITI TRUC.PREMONT.** / *SCREW-ON CROSS MOUNTING PLATE H.3*	24 PZ	200 PZ
01.F907167300	**BASETTA A CROCE H.5 C/VITI TRUC.PREMONT.** / *SCREW-ON CROSS MOUNTING PLATE H.5*	24 PZ	200 PZ

ART. - ITEM
01.F907

Basetta longitudinale
Straight mounting plate

Basette di montaggio InLine con fissaggio a viti. Regolazione dell'altezza a eccentrico ± 2 mm Basetta utilizzabile con cerniera Sensys e Intermat.
InLine screw-on mounting plate. Mounting plate suitable for Sensys and Intermat hinge.



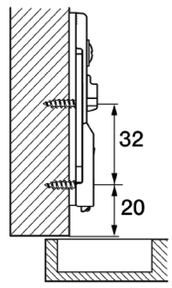

COD.	DESCRIZIONE / DESCRIPTION		
01.0909181700	**BASETTA InLine DA AVVITARE H.1,5 NERA** / *BLACK InLine SCREW-ON MOUNT.PLATE TH.1,5*	24 PZ	50 PZ
01.0909181800	**BASETTA InLine DA AVVITARE H.3 NERA** / *BLACK InLine SCREW-ON MOUNT.PLATE TH.3*	24 PZ	50 PZ
01.F907168700	**BASETTA InLine DA AVVITARE H.1,5 NICHEL** / *InLine SCREW-ON MOUNTING PLATE TH.1,5*	24 PZ	50 PZ
01.F907168800	**BASETTA InLine DA AVVITARE H.3 NICHEL** / *InLine SCREW-ON MOUNTING PLATE TH.3*	24 PZ	50 PZ

ART. - ITEM
01.4724NS-0

Cerniera a chiusura automatica slide-on
Slide-on, automatic closure hinge

Cerniera con ala collo 0. Da utilizzare con le basette 01.4792NS e 01.4794NS. Primi 30° liberi.
Hinge crank 0. Suitable with mounting plates 01.4792NS and 01.4794NS. Two ways.

DATI TECNICI/TECHNICAL DATA mm	
△	110°
⊕	35



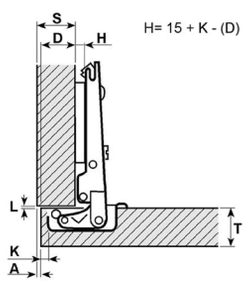

COD.	DESCRIZIONE / DESCRIPTION	
01.4724NS0008	**CERNIERA Ø35 COLLO 0 SLIDE-ON TIPO** / *SLIDE-ON HINGE Ø35 CRANK 0 TYPE N*	250 PZ

ART. - ITEM
01.4724NS-8

Cerniera a chiusura automatica slide-on
Slide-on, automatic closure hinge

Cerniera con ala collo 8. Da utilizzare con le basette 01.4792NS e 01.4794NS. Primi 30° liberi.
Hinge crank 8. Suitable with mounting plates 01.4792NS and 01.4794NS. Two ways.

DATI TECNICI/TECHNICAL DATA mm	
△	110°
⊕	35



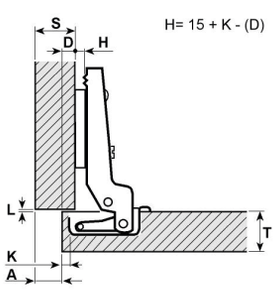

COD.	DESCRIZIONE / DESCRIPTION	
01.4724NS0808	**CERNIERA Ø35 COLLO 8 SLIDE-ON TIPO** / *SLIDE-ON HINGE Ø35 CRANK 8 TYPE N*	250 PZ

ART. - ITEM
01.4724NS-15

Cerniera a chiusura automatica slide-on
Slide-on, automatic closure hinge

Cerniera con ala collo 15. Da utilizzare con le basette 01.4792NS e 01.4794NS. Primi 30° liberi.
Hinge crank 15. Suitable with mounting plates 01.4792NS and 01.4794NS. Two ways.

DATI TECNICI/TECHNICAL DATA mm	
△	110°
⊕	35



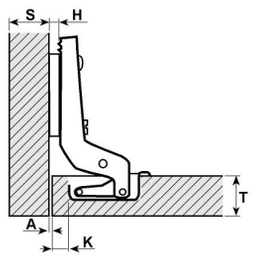

COD.	DESCRIZIONE / DESCRIPTION	
01.4724NS1508	**CERNIERA Ø35 COLLO 15 SLIDE-ON TIPO** / *SLIDE-ON HINGE Ø35 CRANK 15 TYPE N*	250 PZ

ART. - ITEM
01.4792NS

Base simmetrica
Symmetrical, mounting plate

Base in acciaio a croce da avvitare. Da utilizzare solo con cerniere 01.4724NS.
Screw-in, cross, steel mounting plate. Suitable only with hinge 01.4724NS.

DATI TECNICI/TECHNICAL DATA mm		
H	0	2



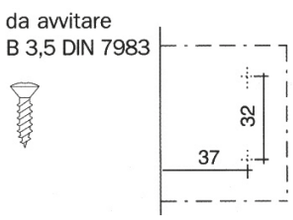

COD.	DESCRIZIONE / DESCRIPTION	
01.4792NS0008	**BASETTA DA AVVITARE H.0 PER SLIDE-ON** / *SLIDE-ON MOUNTING PLATE H.0*	500 PZ
01.4792NS0208	**BASETTA DA AVVITARE H.2 PER SLIDE-ON** / *SLIDE-ON MOUNTING PLATE H.2*	500 PZ

ART. - ITEM
01.4760T-0

Cerniera a chiusura automatica slide-on
Slide-on, automatic closure hinge

Cerniera con ala collo 0. Da utilizzare con le basette 01.4793TS.
Hinge crank 0. To be used with mounting plate 01.4793TS.

DATI TECNICI/TECHNICAL DATA mm	
△	165°
⊕	35



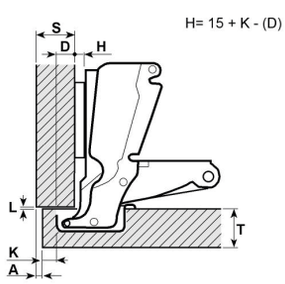

COD.	DESCRIZIONE / DESCRIPTION	
01.4760T00008	**CERNIERA Ø35 COLLO 0 APERTURA 165** / *SLIDE-ON HINGE Ø35 CRANK 0 OP.165^*	100 PZ

ART. - ITEM
01.4793

Base simmetrica
Symmetrical, mounting plate

Base in acciaio a croce da avvitare. Da utilizzare solo con cerniere 01.4760T.
Screw-in, cross, steel mounting plate. To be used only with hinge 01.4760T.

DATI TECNICI/TECHNICAL DATA mm

H	2



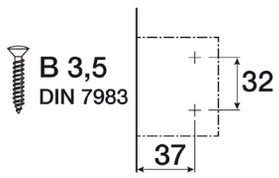

COD.	DESCRIZIONE / DESCRIPTION	
01.4793TS1808	**BASETTA AVV. SLIDE-ON H.2 PER CERN.165** / *MOUNTING PLATE H.MM.2 FOR 165° HINGE*	100 PZ

ART. - ITEM
01.4717

Cerniera a chiusura automatica collo 0 con base
Automatic closure hinge crank 0 with mounting plate

Cerniera a chiusura automatica con basetta a sgancio rapido.
Self-closing hinge with base plate with quick release.

DATI TECNICI/TECHNICAL DATA mm

△	110°
⌖	35



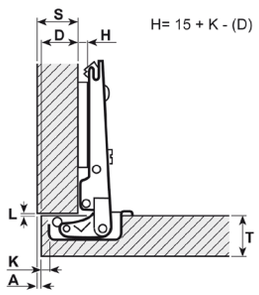

COD.	DESCRIZIONE / DESCRIPTION		
01.4717000008	**CERNIERA Ø35 C/0 C/BASE SGANCIO RAPID.** / *NICKEL PL. HINGE Ø35 CRANK 0 W/PLATE*	10 PZ	100 PZ

ART. - ITEM
01.471708

Cerniera a chiusura automatica collo 8 con base
Automatic closure hinge crank 8 with mounting plate

Cerniera a chiusura automatica con basetta a sgancio rapido.
Self-closing hinge with base plate with quick release.

DATI TECNICI/TECHNICAL DATA mm

△	110°
⌖	35



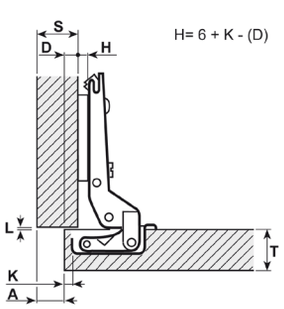

COD.	DESCRIZIONE / DESCRIPTION		
01.4717000808	**CERNIERA Ø35 C/8 C/BASE SGANCIO RAPID.** / *NICKEL PL. HINGE Ø35 CRANK 8 W/PLATE*	10 PZ	100 PZ

ART. - ITEM
01.471715

Cerniera a chiusura automatica collo 15 con base
Automatic closure hinge crank 15 with mounting plate

Cerniera a chiusura automatica e basetta a sgancio rapido.
Self-closing hinge with base plate with quick release.

DATI TECNICI/TECHNICAL DATA mm	
∠	110°
⌖	35



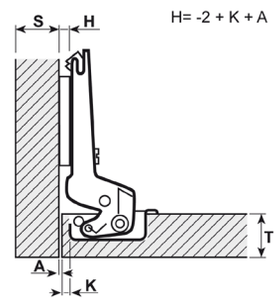

COD.	DESCRIZIONE / DESCRIPTION		
01.4717001508	**CERNIERA Ø35 C/15 C/BASE SGANCIO RAPID.** */ NICKEL PL. HINGE Ø35 CRANK 15 W/PLATE*	10 PZ	100 PZ

ART. - ITEM
01.4717165

Cerniera a chiusura automatica 165° con basetta
Automatic closure hinge 165° with mounting plate

Cerniera a chiusura automatica con basetta a sgancio rapido.
Self-closing hinge with base plate with quick release.

DATI TECNICI/TECHNICAL DATA mm	
∠	165°
⌖	35



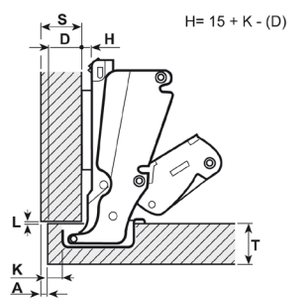

COD.	DESCRIZIONE / DESCRIPTION		
01.4717016508	**CERNIERA Ø35 AP.165° C/0 C/BASE SG.RAP.** */ HINGE Ø35 CRANK 0 OP.165° WITH PLATE*	10 PZ	100 PZ

ART. - ITEM
01.471800

Cerniera a chiusura ammortizzata
Soft closing hinge

Cerniera con ala collo 0. Da utilizzare con basetta a sgancio rapido art.01.4718R.
Hinge crank 0. To be used with mounting plate 01.4718R.

DATI TECNICI/TECHNICAL DATA mm	
∠	110°
⌖	35



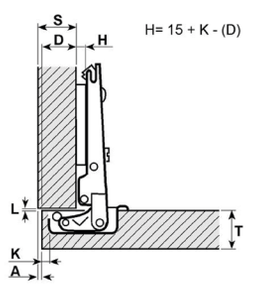

COD.	DESCRIZIONE / DESCRIPTION		
01.4718000001	**CERNIERA Ø35 SOFT STOP C.0 C/CLIP BRON.** */ BRONZED SOFT CLOSE HINGE Ø35 CRANK 0*	10 PZ	100 PZ
01.4718000008	**CERNIERA Ø35 SOFT STOP COLLO 0 C/CLIP** */ NICKEL PL. SOFT CLOSE HINGE Ø35 CRANK 0*	10 PZ	100 PZ

ART. - ITEM
01.471808

Cerniera a chiusura ammortizzata
Soft closing hinge

Cerniera con ala collo 8. Da utilizzare con basetta a sgancio rapido art.01.4718R.
Hinge crank 8. To be used with mounting plate 01.4718R.

DATI TECNICI/TECHNICAL DATA mm

△	110°
⊕	35



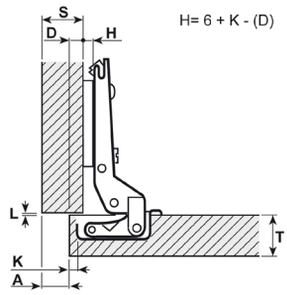

COD.	DESCRIZIONE / DESCRIPTION		
01.4718000801	**CERNIERA Ø35 SOFT STOP C.8 C/CLIP BRON.** / *BRONZED SOFT CLOSE HINGE Ø35 CRANK 8*	10 PZ	100 PZ
01.4718000808	**CERNIERA Ø35 SOFT STOP COLLO 8 C/CLIP** / *NICKEL PL. SOFT CLOSE HINGE Ø35 CRANK 8*	10 PZ	100 PZ

ART. - ITEM
01.471815

Cerniera a chiusura ammortizzata
Soft closing hinge

Cerniera con ala collo 15. Da utilizzare con basetta a sgancio rapido art.01.4718R.
Hinge crank 15. To be used with mounting plate 01.4718R.

DATI TECNICI/TECHNICAL DATA mm

△	110°
⊕	35



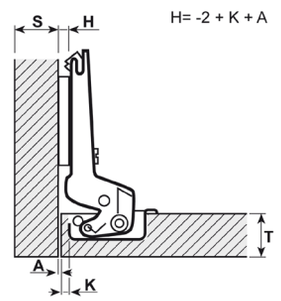

COD.	DESCRIZIONE / DESCRIPTION		
01.4718001501	**CERNIERA Ø35 SOFT STOP C.15 C/CLIP BRO.** / *BRONZED SOFT CLOSE HINGE Ø35 CRANK 15*	10 PZ	100 PZ
01.4718001508	**CERNIERA Ø35 SOFT STOP COLLO 15 C/CLIP** / *NICKEL PL.SOFT CLOSE HINGE Ø35 CRANK 15*	10 PZ	100 PZ

ART. - ITEM
01.4718R

Basetta regolabile in acciaio
Steel adjustable mounting plate

Da utilizzare con le cerniere 01.471800, 01.471808, 01.471815.
To be used with hinges 01.471800, 01.471808, 01.471815.



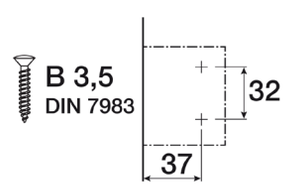

COD.	DESCRIZIONE / DESCRIPTION		
01.4718R00001	**BASETTA REG. TIPO D BRONZATA** / *BRONZED ADJUSTABLE MOUNTING PLATE*	10 PZ	100 PZ
01.4718R00008	**BASETTA REGOL. TIPO D NICHELATA** / *NICKEL ADJUSTABLE MOUNTING PLATE*	10 PZ	100 PZ

ART. - ITEM
01.4724I-0

Cerniera Italy a chiusura automatica slide-on
Slide-on, automatic closure hinge

Cerniera con ala collo 0. Da utilizzare con le basette 01.4792IS e 01.4794IS.
Hinge crank 0. To be used with mounting plates 01.4792IS and 01.4794IS.

DATI TECNICI/TECHNICAL DATA mm

∠	110°
⌖	35



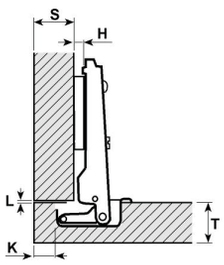

COD.	DESCRIZIONE / DESCRIPTION		
01.4724IS0008	**CERNIERA ITALY Ø35 C.0 SLIDE-ON** */ SLIDE-ON ITALY HINGE Ø35 CRANK 0*	24 PZ	300 PZ

ART. - ITEM
01.4724I-8

Cerniera Italy a chiusura automatica slide-on
Slide-on, automatic closure hinge

Cerniera con ala collo 8. Da utilizzare con le basette 01.4792IS e 01.4794IS.
Hinge crank 8. To be used with mounting plates 01.4792IS and 01.4794IS.

DATI TECNICI/TECHNICAL DATA mm

∠	110°
⌖	35



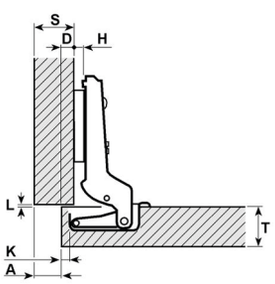

COD.	DESCRIZIONE / DESCRIPTION		
01.4724IS0808	**CERNIERA ITALY Ø35 C.8 SLIDE-ON** */ SLIDE-ON ITALY HINGE Ø35 CRANK 8*	24 PZ	300 PZ

ART. - ITEM
01.4724I-15

Cerniera Italy a chiusura automatica slide-on
Slide-on, automatic closure hinge

Cerniera con ala collo 15. Da utilizzare con le basette 01.4792IS e 01.4794IS.
Hinge crank 15. To be used with mounting plates 01.4792IS and 01.4794IS.

DATI TECNICI/TECHNICAL DATA mm

∠	110°
⌖	35



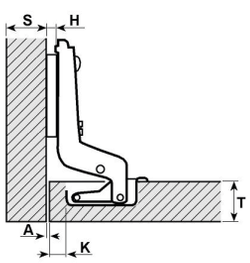

COD.	DESCRIZIONE / DESCRIPTION		
01.4724IS1508	**CERNIERA ITALY Ø35 C.15 SLIDE-ON** */ SLIDE-ON ITALY HINGE Ø35 CRANK 15*	24 PZ	300 PZ

ART. - ITEM
01.4720INAC

Cerniera Italy a chiusura automatica slide-on
Slide-on, automatic closure hinge

Cerniera con ala controcollo lunga. Adattabile alle basette 01.4792IS e 01.4794IS.
Long crampon hinge. Suitable for mounting plates 01.4792IS and 01.4794IS.

DATI TECNICI/TECHNICAL DATA mm	
	94°
	35



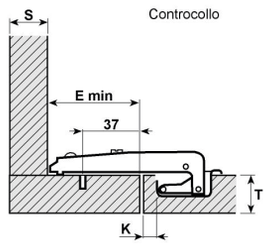

COD.	DESCRIZIONE / DESCRIPTION		
01.4720INAC08	**CERNIERA ITALY AVV.90 X MONT.MOD37X32** / *ITALY HINGE 37X32*	24 PZ	200 PZ

ART. - ITEM
01.4760I-0

Cerniera Italy a chiusura automatica slide-on
Slide-on, automatic closure hinge

Cerniera con ala collo 0. Da utilizzare con le basette 01.4792IS e 01.4794IS.
Hinge crank 0. To be used with mounting plates 01.4792IS and 01.4794IS.

DATI TECNICI/TECHNICAL DATA mm	
	165°
	35



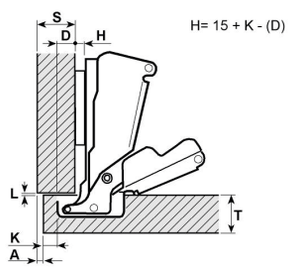

COD.	DESCRIZIONE / DESCRIPTION		
01.4760I00008	**CERNIERA ITALY Ø35 COLLO 0 AP.165** / *SLIDE-ON ITALY HINGE Ø35 CRANK 0 OP.165*	24 PZ	100 PZ

ART. - ITEM
01.4792IS

Base Italy simmetrica slide-on
Symmetrical, slide-on mounting plate

Base in acciaio a croce da avvitare. Da utilizzare con cerniere 01.4720I, 01.4724I e 01.4760I.
Screw-in, cross, steel mounting plate. To be used with hinges 01.4720I, 01.4724I and 01.4760I.

DATI TECNICI/TECHNICAL DATA mm	
H	5



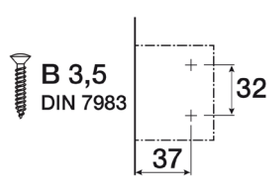

COD.	DESCRIZIONE / DESCRIPTION		
01.4792IS0508	**BASETTA ITALY ACC.DA AVVITARE H.5 MM.** / *NICKEL PLATED MOUNTING PLATE H.5MM*	24 PZ	300 PZ

ART. - ITEM
01.4794IS

Base Italy simmetrica slide-on
Symmetrical, slide-on mounting plate

Base a croce in acciao con viti EURO. Da utilizzare con cerniere 01.4720I, 01.4724I e 01.4760I.
Cross, steel mounting plate with euro-screws. To be used with hinges 01.4720I, 01.4724I and 01.4760I.

DATI TECNICI/TECHNICAL DATA mm

H	5



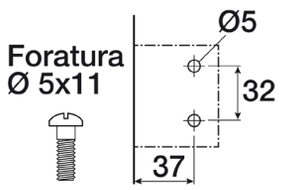

COD.	DESCRIZIONE / DESCRIPTION		
01.4794IS0508	**BASETTA ITALY ACC. C/VITI EURO H.5MM.** */ NICKEL PLATED MOUNTING PLATE H.5MM*	24 PZ	300 PZ

ART. - ITEM
01.4720IN

Cerniera Italy a chiusura automatica slide-on
Slide-on, automatic closure hinge

Cerniera con ala controcollo corta. Utilizzabile con basette 01.4783IS.
Crampon hinge. To be used with mounting plate 01.4783IS.

DATI TECNICI/TECHNICAL DATA mm

△	94°
⌖	35



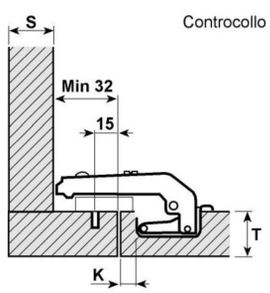

COD.	DESCRIZIONE / DESCRIPTION		
01.4720I00N08	**CERNIERA ITALY P AVV.90° X FISS.MONT.** */ ITALY HINGE "P" 90°*	24 PZ	200 PZ

ART. - ITEM
01.4783IS

Base Italy asimmetrica
Asymmetrical mounting plate

Base in zama a croce da avvitare. Utilizzabile solo con cerniera art.01.4720IN.
Cross, screw-in, zamak mounting plate. To be used only with hinge art.01.4720IN.

DATI TECNICI/TECHNICAL DATA mm

H	12



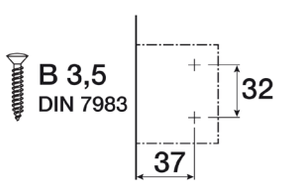

COD.	DESCRIZIONE / DESCRIPTION		
01.4783IS1208	**BASETTA ITALY ZAMA DA AVV.H.12 MM.SLIDE** */ NICKEL PALTED MOUNTING PLATE H.12MM*	24 PZ	200 PZ

ART. - ITEM
01.4725I-0

Cerniera Italy a chiusura automatica
Automatic closure hinge

Cerniera con ala collo 0 con sgancio rapido. Da utilizzare con la basetta 01.4796I.
Hinge crank 0 with rapid release. To be used with mounting plates 01.4796I.

DATI TECNICI/TECHNICAL DATA mm

△	110°
⊕	35



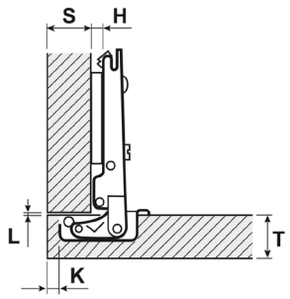

COD.	DESCRIZIONE / DESCRIPTION		
01.4725IS0008	**CERNIERA ITA Ø35 C.0 AP.110° SGAN.RAP.** */ ITALY HINGE Ø35 CRANK 0 OP.110°*	25 PZ	250 PZ

ART. - ITEM
01.4725I-8

Cerniera Italy a chiusura automatica
Automatic closure hinge

Cerniera con ala collo 8 con sgancio rapido. Da utilizzare con la basetta 01.4796I.
Hinge crank 8 with rapid release. To be used with mounting plates 01.4796I.

DATI TECNICI/TECHNICAL DATA mm

△	110°
⊕	35



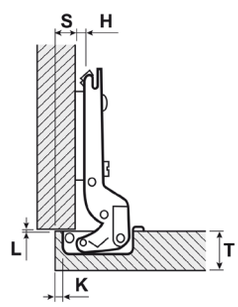

COD.	DESCRIZIONE / DESCRIPTION		
01.4725IS0808	**CERNIERA ITA Ø35 C.8 AP.110° SGAN.RAP.** */ ITALY HINGE Ø35 CRANK 8 OP.110°*	25 PZ	250 PZ

ART. - ITEM
01.4725I-15

Cerniera Italy a chiusura automatica
Automatic closure hinge

Cerniera con ala collo 15 con sgancio rapido. Da utilizzare con la basetta 01.4796I.
Hinge crank 15 with rapid release. To be used with mounting plates 01.4796I.

DATI TECNICI/TECHNICAL DATA mm

△	110°
⊕	35



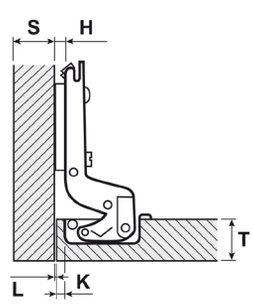

COD.	DESCRIZIONE / DESCRIPTION		
01.4725IS1508	**CERNIERA ITA Ø35 C.15 AP.110° SGAN.RAP.** */ ITALY HINGE Ø35 CRANK 15 OP.110°*	25 PZ	250 PZ

ART. - ITEM
01.4796I

Base Italy simmetrica
Symmetrical mounting plate

Base a croce in acciao con viti EURO. Da utilizzare con cerniere 01.4725I.
Cross, steel mounting plate with euro-screws. To be used with hinges 01.4725I.

DATI TECNICI/TECHNICAL DATA mm

H	5



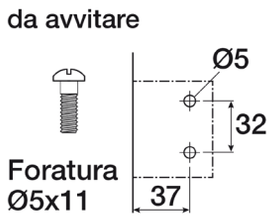

COD.	DESCRIZIONE / DESCRIPTION		
01.4796I00508	**BASETTA SERIE B997 INTERASSE 32 H.5** / *MOUNTING PLATE B997 BACKSET 32 H.5*	25 PZ	250 PZ

ART. - ITEM
01.4830I-0

Cerniera Italy a chiusura automatica
Automatic closure hinge

Cerniera da avvitare con ala collo 0. Da utilizzare con basi 01.4878I.
Screw-in hinge crank 0. To be used with mounting plate 01.4878I.

DATI TECNICI/TECHNICAL DATA mm

△	94°
⊕	26



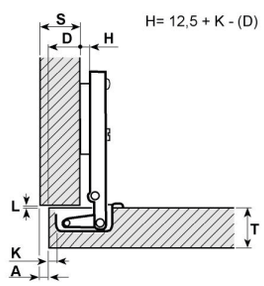

COD.	DESCRIZIONE / DESCRIPTION		
01.4830I00008	**CERNIERA ITALY Ø26 COLLO 0** / *ITALY HINGE DIAM 26 CRANK 0*	50 PZ	500 PZ

ART. - ITEM
01.4830I-8

Cerniera Italy a chiusura automatica
Automatic closure hinge

Cerniera da avvitare con ala collo 8. Da utilizzare con basi 01.4878I.
Screw-in hinge crank 8. To be used with mounting plate 01.4878I.

DATI TECNICI/TECHNICAL DATA mm

△	94°
⊕	26



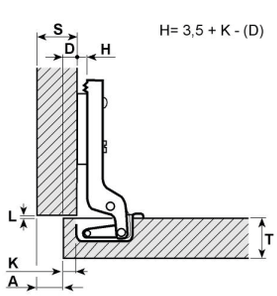

COD.	DESCRIZIONE / DESCRIPTION		
01.4830I00808	**CERNIERA ITALY Ø26 COLLO 8** / *ITALY HINGE DIAM 26 CRANK 8*	50 PZ	500 PZ

ART. - ITEM
01.4830I-15

Cerniera Italy a chiusura automatica
Automatic closure hinge

Cerniera da avvitare con ala collo 15. Da utilizzare con basi 01.4878I.
Screw-in hinge crank 15. Suitable with mounting plate 01.4878I.

DATI TECNICI/TECHNICAL DATA mm

△	94°
⌖	26



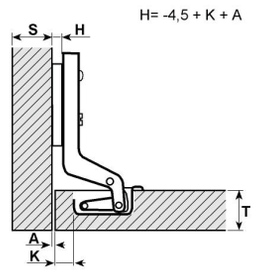

COD.	DESCRIZIONE / DESCRIPTION		
01.4830I01508	**CERNIERA ITALY Ø26 COLLO 15** / *KEY HOLE HINGE DIAM 26 CRANK 15*	50 PZ	500 PZ

ART. - ITEM
01.4878I

Base Italy simmetrica
Symmetrical mounting plate

Base in acciaio da avvitare. Adatta alle cerniere art.01.4830I.
Screw-in, steel mounting plate. Suitable with hinge art.01.4830I.

DATI TECNICI/TECHNICAL DATA mm

H	2



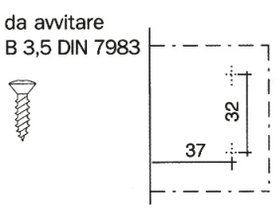

COD.	DESCRIZIONE / DESCRIPTION		
01.4878I00208	**BASETTA ITALY AVVITARE H.2 PER MINI** / *KEY-HOLE MOUNTING PLATE FOR MINI H.MM.2*	50 PZ	500 PZ

ART. - ITEM
01.4830T00

Cerniera MINI a chiusura ammortizzata collo 0
Soft closing hinge crank 0 with clip

Cerniera MINI con ala collo 0. Da utilizzare con basetta a sgancio rapido 01.4878T e 01.4884T
MINI hinge crank 0. To be used with mounting plate 01.4878T and 01.4884T

DATI TECNICI/TECHNICAL DATA mm

△	94°
⌖	26



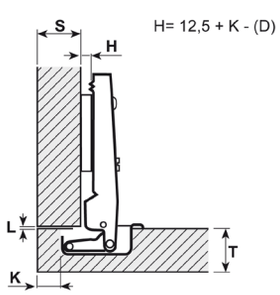

COD.	DESCRIZIONE / DESCRIPTION		
01.4830T00008	**CERNIERA Ø26 SOFT STOP COLLO 0** / *SOFT STOP HINGE Ø 26 CRANK 0*	24 PZ	100 PZ

ART. - ITEM
01.4830T08

Cerniera MINI a chiusura ammortizzata collo 8
Soft closing hinge crank 8 with clip

Cerniera MINI con ala collo 8. Da utilizzare con basetta a sgancio rapido 01.4878T 01.4884T
MINI hinge crank 8. To be used with mounting plate 01.4878T and 01.4884T

DATI TECNICI/TECHNICAL DATA mm	
△	94°
⊕	26



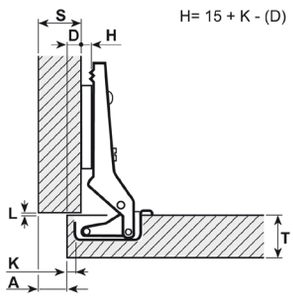

COD.	DESCRIZIONE / DESCRIPTION		
01.4830T00808	**CERNIERA Ø26 SOFT STOP COLLO 8** / *SOFT STOP HINGE Ø26 CRANK 8*	24 PZ	100 PZ

ART. - ITEM
01.4830T15

Cerniera MINI a chiusura ammortizzata collo 15
Soft closing hinge crank 15 with clip

Cerniera MINI con ala collo 15. Da utilizzare con basette a sgancio rapido 01.4878T e 01.4884T
MINI hinge crank 15. To be used with mounting plate 01.4878T and 01.4884T

DATI TECNICI/TECHNICAL DATA mm	
△	94°
⊕	26



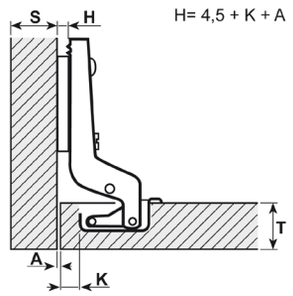

COD.	DESCRIZIONE / DESCRIPTION		
01.4830T01508	**CERNIERA Ø26 SOFT STOP COLLO 15** / *SOFT STOP HINGE Ø26 CRANK 15*	24 PZ	100 PZ

ART. - ITEM
01.4878T

Base simmetrica
Symmetrical mounting plate

Base in acciaio da avvitare. Adatta alle cerniere art.01.4830T.
Screw-in, steel mounting plate. Suitable with hinge art.01.4830T.

DATI TECNICI/TECHNICAL DATA mm	
H	0



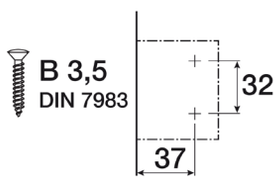

COD.	DESCRIZIONE / DESCRIPTION		
01.4878T00008	**BASETTA AVVITARE H.0 PER MINI** / *SCREW ON MOUNTING PLATE FOR MINI H. 0*	24 PZ	100 PZ

ART. - ITEM
01.4884T

Base simmetrica
Symmetrical mounting plate with EURO-SCREWS

Base a croce in acciaio con viti EURO. Adatta alle cerniere art.01.4830T.
Cross, steel mounting plate with euro-screws. Compatible with hinge art.01.4830T.

DATI TECNICI/TECHNICAL DATA mm	
H	0



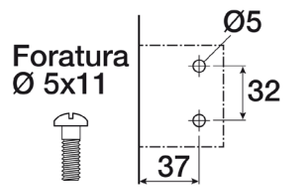

COD.	DESCRIZIONE / DESCRIPTION		
01.4884T00008	**BASETTA AVVIT. C/VITI EURO H.0 PER MINI** / *MOUNT.PLATE W/EURO SCREWS FOR MINI H. 0*	24 PZ	100 PZ

ART. - ITEM
01.4716

Cerniera per ante ufficio
Hinge for office doors

Apertura a 270° utilizzando uno spessore anta di 18 mm. Apertura a 230° utilizzando uno spessore anta di 20 mm.
Door thickness 18mm allow 270° opening. Door thickness 20mm allow 230° opening.



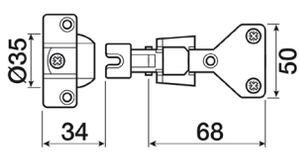

COD.	DESCRIZIONE / DESCRIPTION	
01.4716001308	**CERNIERA ART.73101S/E NICHEL SORM.13** / *NICKEL PL.OFFICE DOOR HINGE OPENING 270°*	24 PZ
01.4716G00008	**GABBIA ART. C70348-1 NICHELATA** / *NICKEL MOUNTING PLATE FOR HINGE 01.4716*	24 PZ

ART. - ITEM
01.4998

Cerniera a scatto da avvitare
Screw-in, snap hinge

Cerniera per ante a sormonto che non necessita di foratura.
Hinge for doors with rabbet. It doesn't need drilling.

DATI TECNICI/TECHNICAL DATA mm	
H	57
L	45



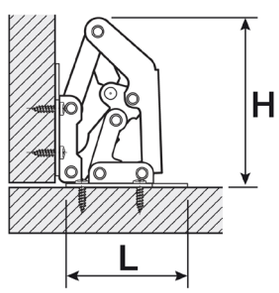

COD.	DESCRIZIONE / DESCRIPTION		
01.4998C00008	**CERNIERA A SNODI MULTIPLI NICHELATA** / *NICKEL PLATED EASY-ON HINGE*	200 PZ	200 PZ

ART. - ITEM
01.0050

Cerniera in Stile Barocco
Baroque Style hinge

Cerniera in ferro per antine. Utilizzabile sia in battuta sia in luce.
Iron hinge for small doors. Suitable for doors with rabbet and for full inset doors.

DATI TECNICI/TECHNICAL DATA mm				
Ø	9	11	14	16
H	65	80	95	105



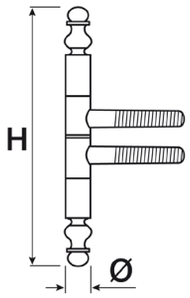

COD.	DESCRIZIONE / DESCRIPTION	
01.0050001103	**CERNIERA ART.605/11 NERA** / *BLACK HINGE ART.50/11*	24 PZ
01.0050001401	**CERNIERA ART.50/14 BRONZATA** / *BRONZED HINGE ART.50/14*	24 PZ
01.0050001402	**CERNIERA ART.50/14 OTTONATA** / *BRASSED HINGE ART.50/14*	24 PZ
01.0050001602	**CERNIERA ART.50/16 OTTONATA** / *BRASSED HINGE ART.50/16*	24 PZ
01.0050000901	**CERNIERA ART.605/9 BRONZATA** / *BRONZED HINGE ART.605/9*	24 PZ
01.0050000902	**CERNIERA ART.605/9 OTTONATA** / *BRASSED HINGE ART.605/9*	24 PZ
01.0050000903	**CERNIERA ART.605/9 NERA** / *BLACK HINGE ART.605/9*	24 PZ
01.0050000904	**CERNIERA ART.605/9 BRONZATA SPECIALE** / *ANTIQUE BRASSED HINGE ART.605/9*	24 PZ
01.0050001101	**CERNIERA ART.605/11 BRONZATA** / *BRONZED HINGE ART.605/11*	24 PZ
01.0050001104	**CERNIERA ART.605/11 BRONZATA SPECIALE** / *ANTIQUE BRASSED HINGE ART.605/11*	24 PZ

ART. - ITEM
01.0056

Cerniera in Stile Austria ridotto
Austrian style compact hinge

Cerniera in ferro per antine. Utilizzabile sia in battuta sia in luce.
Iron hinge for small doors. Suitable for doors with rabbet and for full inset doors.

DATI TECNICI/TECHNICAL DATA mm	
Ø	9
H	65



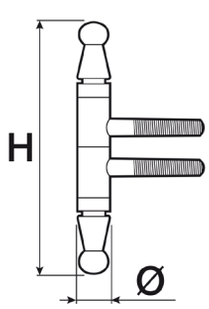

COD.	DESCRIZIONE / DESCRIPTION	
01.0056000904	**CERNIERA ART.56/9 OTTONE ANTICO H.65** / *ANTIQUE BRASS HINGE ART.56/9 H.65*	24 PZ

ART. - ITEM
01.0056M

Cerniera in Stile Austria mignon
Austrian style mini hinge

Cerniera in ferro per antine. Utilizzabile sia in battuta sia in luce.
Iron hinge for small doors. Suitable for doors with rabbet and for full inset doors.

DATI TECNICI/TECHNICAL DATA mm	
Ø	9
H	45



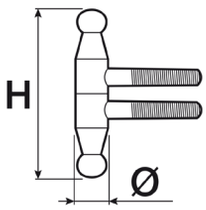

COD.	DESCRIZIONE / DESCRIPTION	
01.0056M00904	**CERNIERA ART.56/9 OTTONE ANTICO MIGNON** / *ANTIQUE BRASSED MIGNON HINGE ART.56/9*	24 PZ

ART. - ITEM
01.0057

Cerniera in Stile Austria
Austrian style hinge

Cerniera in ferro per antine. Utilizzabile sia in battuta sia in luce.
Iron hinge for small doors. Suitable for doors with rabbet and for full inset doors.

DATI TECNICI/TECHNICAL DATA mm	
Ø	9
H	80



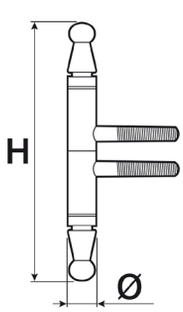

COD.	DESCRIZIONE / DESCRIPTION	
01.0057000901	**CERNIERA ART.57/9 BRONZATA** / *BRONZED HINGE ART.57/9*	24 PZ
01.0057000902	**CERNIERA ART.57/9 OTTONATA** / *BRASSED HINGE ART.57/9*	24 PZ
01.0057000904	**CERNIERA ART.57/9 BRONZATA SPECIALE** / *SPECIAL BRONZED HINGE ART.57/9*	24 PZ

ART. - ITEM
01.0064

Cerniera in Stile Turchia
Hinge

Cerniera in ferro per antine. Utilizzabile sia in battuta sia in luce.
Iron hinge for small doors. Suitable for doors with rabbet and for full inset doors.

DATI TECNICI/TECHNICAL DATA mm			
Ø	9	11	11
H	100	120	100



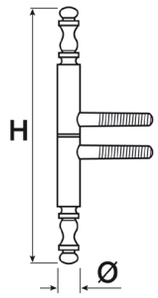

COD.	DESCRIZIONE / DESCRIPTION	
01.0064000901	**CERNIERA ART.64/9 CM.10 BRONZATA** / *BRONZED HINGE ART.64/9 CM.10*	24 PZ
01.0064000903	**CERNIERA ART.64/9 CM.10 NERA** / *BLACK HINGE ART.64/9 CM.10*	24 PZ
01.0064001101	**CERNIERA ART.64/11 CM.10 BRONZATA** / *BRONZED HINGE ART.64/11 CM.10*	24 PZ
01.0064001104	**CERNIERA ART.64/11 CM.10 BRONZATA SPEC.** / *ANTIQUE BRASSED HINGE ART.64/11 CM.10*	24 PZ
01.0064001111	**CERNIERA ART.64/11 CM.10 ARRUGGINITA** / *RUSTED HINGE ART.64/11 CM.10*	24 PZ
01.0064121101	**CERNIERA ART.64/11 CM.12 BRONZATA** / *BRONZED HINGE ART.64/11 CM.12*	24 PZ
01.0064121104	**CERNIERA ART.64/11 CM.12 BRONZATA SPEC.** / *ANTIQUE BRASSED HINGE ART.64/11 CM.12*	24 PZ

ART. - ITEM
01.0065

Cerniera classica
Classic hinge

Cerniera in ferro per antine. Utilizzabile sia in battuta sia in luce.
Iron hinge for small doors. Suitable for doors with rabbet and for full inset doors.

DATI TECNICI/TECHNICAL DATA mm	
Ø	9
H	26



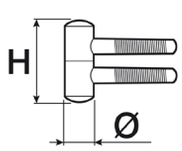

COD.	DESCRIZIONE / DESCRIPTION	
01.0065000901	**CERNIERA ART.65/9 BRONZO** / *BRONZED HINGE ART.65/9*	24 PZ
01.0065000903	**CERNIERA ART.65/9 NERA** / *BLACK HINGE ART.65/9*	24 PZ
01.0065000904	**CERNIERA ART.65/9 BRONZO SPECIALE** / *SPECIAL BRONZED HINGE ART.65/9*	24 PZ
01.0065000908	**CERNIERA ART.65/9 NICHELATA** / *NICKEL PLATED HINGE ART.65/9*	24 PZ

ART. - ITEM
01.0070

Cerniera classica
Classic hinge

Cerniera in ferro per antine. Utilizzabile sia in battuta sia in luce.
Iron hinge for small doors. Suitable for doors with rabbet and for full inset doors.

DATI TECNICI/TECHNICAL DATA mm	
Ø	9
H	45



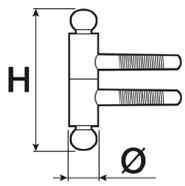

COD.	DESCRIZIONE / DESCRIPTION	
01.0070000904	**CERNIERA ART.70/9 BRONZO SPECIALE** / *SPECIAL BRONZED HINGE ART.70/9*	24 PZ

ART. - ITEM
01.0104

Cerniera in Stile Barocco Lungo
Hinge Baroque style long version

Cerniera in ferro per antine. Utilizzabile sia in battuta sia in luce.
Iron hinge for small doors. Suitable for doors with rabbet and for full inset doors.

DATI TECNICI/TECHNICAL DATA mm	
Ø	9
H	80



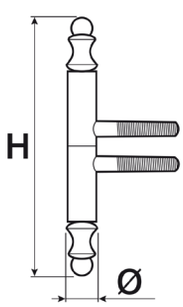

COD.	DESCRIZIONE / DESCRIPTION	
01.0104000904	**CERNIERA ART.104/9 BRONZ.SPECIALE** / *SPECIAL BRONZE HINGE ART.104/9*	24 PZ

ART. - ITEM
01.0114

Cerniera classica
Classic hinge

Cerniera in ferro per antine. Utilizzabile sia in battuta sia in luce.
Iron hinge for small doors. Suitable for doors with rabbet and for full inset doors.

DATI TECNICI/TECHNICAL DATA mm				
Ø	9	11	14	16
H	37	40	48	52



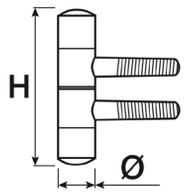

COD.	DESCRIZIONE / DESCRIPTION	
01.0114000901	**CERNIERA ART.114/9 BRONZATA** / *BRONZED HINGE ART.114/9*	24 PZ
01.0114000902	**CERNIERA ART.114/9 OTTONATA** / *BRASSED HINGE ART.114/9*	24 PZ
01.0114000903	**CERNIERA ART.114/9 NERA** / *BLACK HINGE ART.114/9*	24 PZ
01.0114000904	**CERNIERA ART.114/9 BRONZATA SPECIALE** / *ANTIQUE BRASSED HINGE ART.114/9*	24 PZ
01.0114001101	**CERNIERA ART.114/11 BRONZATA** / *BRONZED HINGE ART.114/11*	24 PZ
01.0114001103	**CERNIERA ART.114/11 NERA** / *BLACK HINGE ART.114/11*	24 PZ
01.0114001401	**CERNIERA ART.114/14 BRONZATA** / *BRONZED HINGE ART.114/14*	24 PZ
01.0114001402	**CERNIERA ART.114/14 OTTONATA** / *BRASSED HINGE ART.114/14*	24 PZ
01.0114001601	**CERNIERA ART.114/16 BRONZATA** / *BRONZED HINGE ART.114/16*	24 PZ
01.0114001602	**CERNIERA ART.114/16 OTTONATA** / *BRASSED HINGE ART.114/16*	24 PZ

ART. - ITEM
01.0100

Cerniera in stile
Hinge old style

Cerniera in ferro per antine. Utilizzabile sia in battuta sia in luce.
Iron hinge for small doors. Suitable for doors with rabbet and for full inset doors.

DATI TECNICI/TECHNICAL DATA mm	
Ø	11
H	120



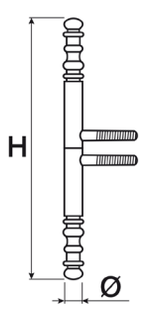

COD.	DESCRIZIONE / DESCRIPTION	
01.0100001104	**CERNIERA ART.100/11 CM.12 BRONZ.SPECIALE** / *SPECIAL BRONZE HINGE ART.100/11 CM.12*	24 PZ

ART. - ITEM
01.0090

Attrezzo a battente
Overlay tool

Dima di foratura per il montaggio di cerniere per porte in battuta.
Drilling tool for the mounting of doors with rabbet

DATI TECNICI/TECHNICAL DATA mm	
Ø	9-11



COD.	DESCRIZIONE / DESCRIPTION	
01.0090000000	**ATTREZZO A BATTENTE 9/11** / *WOODEN TOOL 9/11*	1 CP

ART. - ITEM
01.0091

Attrezzo a filo
Flush tool

Dima di foratura per il montaggio di cerniere per porte in luce.
Drilling tool for the mounting of full inset doors.

DATI TECNICI/TECHNICAL DATA mm	
Ø	9-11



COD.	DESCRIZIONE / DESCRIPTION	
01.0091000000	**ATTREZZO A FILO 9/11** / *DRILLING TOOL FOR INSET DOORS 9/11*	1 CP

ART. - ITEM
01.0200

Polisetto arte povera a vite
Screw-in art pouvre hinge

Cerniera in ferro per antine. Utilizzabile sia in battuta sia in luce.
Iron hinge for small doors. Suitable for doors with rabbet and for full inset doors.

DATI TECNICI/TECHNICAL DATA mm	
Ø	9
H	12



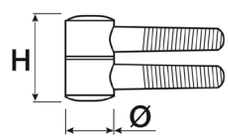

COD.	DESCRIZIONE / DESCRIPTION		
01.0200000003	**POLISETTO ARTE POVERA NERO A VITE** / *BLACK ARTE POVERA HINGE*	100 PZ	500 PZ
01.0200000004	**POLISETTO ARTE POVERA ORO VECCHIO A VITE** / *ANTIQUE BRASSED ARTE POVERA HINGE*	100 PZ	500 PZ
01.0200000013	**POLISETTO ARTE POVERA PATINATO A VITE** / *PATINATED ARTE POVERA HINGE*	100 PZ	500 PZ

ART. - ITEM
01.0090P

Attrezzo a battente per polisetti in arte povera
Overlay tool for art pauvre hinges

Dima di foratura per il montaggio di polisetti per porte in battuta. Completo di accessori e punta
Drilling tool for the mounting of item 01.0200, for doors with rabbet. With accessories and bit

DATI TECNICI/TECHNICAL DATA mm	
Ø	9



COD.	DESCRIZIONE / DESCRIPTION	
01.0090P00000	**ATTREZZO A BATTENTE PER ARTE POVERA** / *WOODEN TOOL FOR HINGE*	1 CP

ART. - ITEM
01.0091P

Attrezzo a filo per polisetti in arte povera
Flush tool for art pauvre hinges

Dima di foratura per il montaggio di polisetti per porte in luce. Completo di accessori e punta
Drilling tool for the mounting of item 01.0200 for full inset doors. With accessories and bit

DATI TECNICI/TECHNICAL DATA mm	
Ø	9



COD.	DESCRIZIONE / DESCRIPTION	
01.0091P00000	**ATTREZZO A FILO PER ARTE POVERA** / *FLUSH TOOL FOR ARTE POVERA HINGES*	1 CP

ART. - ITEM
01.0092

Punta per attrezzi
Drill bit

Punta conica da utilizzare per le forature necessarie al montaggio di cerniere e polisetti.
Conic bit suitable for the needed drilling to the mounting of hinges.

DATI TECNICI/TECHNICAL DATA mm		
Ø	5,2	5,7
H	130	140



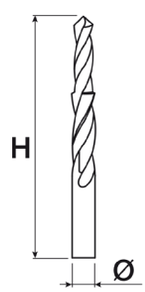

COD.	DESCRIZIONE / DESCRIPTION	
01.0092000900	**PUNTA X CERNIERA Ø9** / *HINGE DRILL BIT Ø9*	1 PZ
01.0092001100	**PUNTA X CERNIERA Ø11** / *HINGE DRILL BIT Ø11*	1 PZ

ART. - ITEM
01.0202

Polisetto in arte povera
Art pouvre hinge

Polisetto in ferro da ribattere. Utilizzabile sia in battuta sia in luce.

Iron hinge to clinch. Suitable for doors with rabbet and for full inset doors.

DATI TECNICI/TECHNICAL DATA mm	
Ø	10
L	60



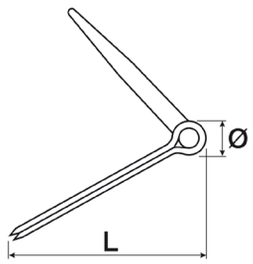

COD.	DESCRIZIONE / DESCRIPTION	
01.0202000S03	**POLISETTO COMPLETO ART.80** / *BLACK HINGE ART.80*	24 PZ
01.0202000S04	**POLISETTO ORO VECCHIO ART.80** / *OLD BRASSED HINGE ART.80*	24 PZ

ART. - ITEM
01.0204

Polisetto in arte povera filettato
Threaded art pouvre hinge

Polisetto in ferro da ribattere con filetto stampato. Utilizzabile sia in battuta sia in luce.
Iron hinge to clinch with pressed thread. Suitable for doors with rabbet and for full inset doors.

DATI TECNICI/TECHNICAL DATA mm	
Ø	10
L	60



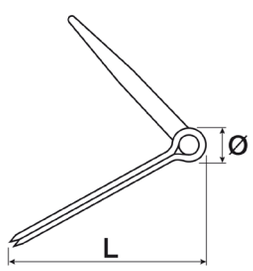

COD.	DESCRIZIONE / DESCRIPTION	
01.0204000003	**POLISETTO COMPLETO FILETTATO BRUNITO** / *THREADED BLACK HINGE*	24 PZ

ART. - ITEM
01.0208

Polisetto con alette
Hinge with leaves

Polisetto con alette da avvitare. Utilizzabile solo su porte in luce.
Hinge with leaves to be screwed. Suitable only for full inset doors.

DATI TECNICI/TECHNICAL DATA mm	
Ø	9
L	62
Ø1	22



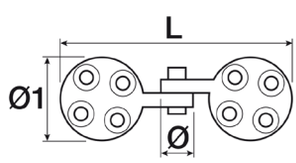

COD.	DESCRIZIONE / DESCRIPTION	
01.0208000003	**POLISETTO ART.1090 DX BRUNITO** / *RIGHT BLACK HINGE ART.1090*	24 PZ
01.0208S00003	**POLISETTO ART.1090 SX BRUNITO** / *LEFT BLACK HINGE ART.1090*	24 PZ

ART. - ITEM
01.2033

Cerniera con zanca
Inset leaf hinge

Cerniera in ferro per ante in battuta.
Iron hinge for doors with rabbet.

DATI TECNICI/TECHNICAL DATA mm	
Ø	9
A	30
B	8
H	70
L	19



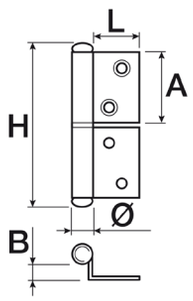

COD.	DESCRIZIONE / DESCRIPTION		
01.20330C3003	**CERNIERA ART.33 DX PL/30 NERA** */ RIGHT BLACK HINGE ART.33 PL/30*	24 PZ	100 PZ
01.20330C3004	**CERNIERA ART.33 DX PL/30 OTTON.ANTICATO** */ RIGHT ANTIQUE BRASSED HINGE ART.33 PL/30*	24 PZ	100 PZ
01.2033SC3003	**CERNIERA ART.33 SX PL/30 NERA** */ LEFT BLACK HINGE ART.33 PL/30*	24 PZ	100 PZ
01.2033SC3004	**CERNIERA ART.33 SX PL/30 OTTON.ANTICATO** */ LEFT ANTIQUE BRASSED HINGE ART.33 PL/30*	24 PZ	100 PZ

ART. - ITEM
01.2047

Cerniera con zanca
Inset leaf hinge

Cerniera in ferro per ante in battuta.
Iron hinge for doors with rabbet.

DATI TECNICI/TECHNICAL DATA mm	
Ø	9
A	30
B	8
H	97
L	20



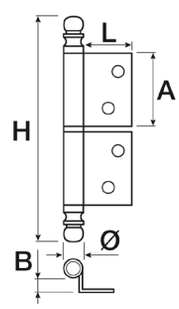

COD.	DESCRIZIONE / DESCRIPTION		
01.2047000C04	**CERNIERA TIPO ART.47 DX OTTON.ANTICATO** */ RIGHT ANTIQUE BRASSED HINGE ART.47*	24 PZ	100 PZ
01.2047000C11	**CERNIERA TIPO ART.47 DX ARRUGGINITA** */ RIGHT RUSTED HINGE ART.47*	24 PZ	100 PZ
01.2047S00C04	**CERNIERA TIPO ART.47 SX OTTON.ANTICATO** */ LEFT ANTIQUE BRASSED HINGE ART.47*	24 PZ	100 PZ
01.2047S00C11	**CERNIERA TIPO ART.47 SX ARRUGGINITA** */ LEFT RUSTED HINGE ART.47*	24 PZ	100 PZ

ART. - ITEM
01.2057

Cerniera con zanca
Inset leaf hinge

Cerniera in ferro per ante in battuta. Regolabile in verticale mediante il foro ovale nell'aletta del maschio.
Iron hinge for doors with rabbet. Vertical setting by oval hole on the male leaf.

DATI TECNICI/TECHNICAL DATA mm	
Ø	10,5
A	40
B	8
H	116
L	20



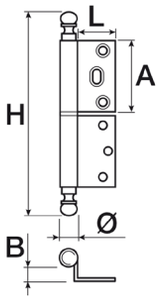

COD.	DESCRIZIONE / DESCRIPTION		
01.2057000C00	**CERNIERA TIPO ART.57 DX GREZZA** */ RIGHT RAW HINGE ART.57*	24 PZ	100 PZ
01.2057000C04	**CERNIERA TIPO ART.57 DX OTTON.ANTICATO** */ RIGHT ANTIQUE BRASSED HINGE ART.57*	24 PZ	100 PZ
01.2057S00C00	**CERNIERA TIPO ART.57 SX GREZZA** */ LEFT RAW HINGE ART.57*	24 PZ	100 PZ
01.2057S00C04	**CERNIERA TIPO ART.57 SX OTTON.ANTICATO** */ LEFT ANTIQUE BRASSED HINGE ART.57*	24 PZ	100 PZ

ART. - ITEM
01.2058

Cerniera con zanca
Inset leaf hinge

Cerniera in ferro per ante in battuta.
Iron hinge for doors with rabbet.

DATI TECNICI/TECHNICAL DATA mm	
Ø	8,5
A	30
B	8
H	110
L	19



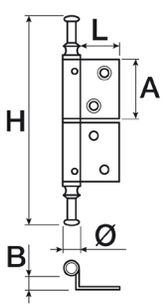

COD.	DESCRIZIONE / DESCRIPTION		
01.2058000C04	**CERNIERA TIPO ART.58 DX OTTON.ANTICATO** */ RIGHT ANTIQUE BRASSED HINGE ART.58*	24 PZ	100 PZ
01.2058S00C04	**CERNIERA TIPO ART.58 SX OTTON.ANTICATO** */ LEFT ANTIQUE BRASSED HINGE ART.58*	24 PZ	100 PZ

ART. - ITEM
01.2112

Cerniera con zanca
Inset leaf hinge

Cerniera in ferro per ante in battuta. Regolabile in verticale mediante il foro ovale nell'aletta del maschio.
Iron hinge for doors with rabbet. Vertical setting by oval hole on the male leaf.

DATI TECNICI/TECHNICAL DATA mm	
Ø	8,5
A	40
B	8
H	128
L	20



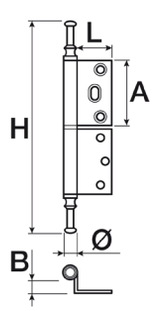

COD.	DESCRIZIONE / DESCRIPTION		
01.2112000C04	**CERNIERA TIPO ART.112 DX OTTON.ANTICATA** */ RIGHT ANTIQUE BRASSED HINGE ART.112*	24 PZ	100 PZ
01.2112S00C04	**CERNIERA TIPO ART.112 SX OTTON.ANTICATO** */ LEFT ANTIQUE BRASSED HINGE ART.112*	24 PZ	100 PZ

ART. - ITEM
01.2029

Cerniera con zanca
Inset leaf hinge

Cerniera in ferro per ante in battuta. Regolabile in verticale mediante il foro ovale nell'aletta del maschio.
Iron hinge for doors with rabbet. Vertical setting by oval hole on the male leaf.



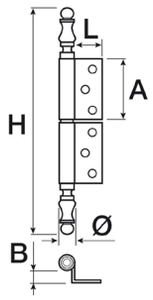

DATI TECNICI/TECHNICAL DATA mm	
Ø	10,5
A	40
B	8
H	145
L	20

COD.	DESCRIZIONE / DESCRIPTION		
01.2029000C04	**CERNIERA TIPO ART.29 DX OTT.ANTICATO** */ RIGHT ANTIQUE BRASSED HINGE ART.29*	24 PZ	100 PZ
01.2029S00C04	**CERNIERA TIPO ART.29 SX OTT.ANTICATO** */ LEFT ANTIQUE BRASSED HINGE ART.29*	24 PZ	100 PZ

ART. - ITEM
01.2030

Cerniera piana
Flat hinge

Cerniera in ferro con alette semicentrate per ante in luce.
Iron hinge with partial centered leaves, for full inset doors.



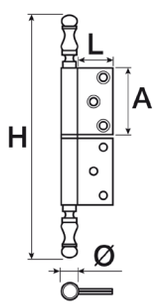

DATI TECNICI/TECHNICAL DATA mm	
Ø	10,5
A	40
H	145
L	20

COD.	DESCRIZIONE / DESCRIPTION		
01.2030000C04	**CERNIERA TIPO ART.30 DX OTTON.ANTICATO** */ RIGHT ANTIQUE BRASSED FLAT HINGE ART.30*	24 PZ	100 PZ
01.2030S00C04	**CERNIERA TIPO ART.30 SX OTTON.ANTICATO** */ LEFT ANTIQUE BRASSED FLAT HINGE ART.30*	24 PZ	100 PZ

ART. - ITEM
01.2031

Cerniera a fiscia
Offset hinge

Cerniera con alette decentrate per ante in battuta.
Hinge for doors with rabbet, with not centered leaves.



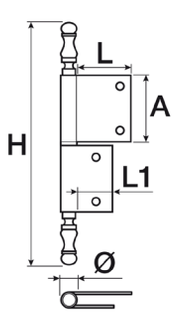

DATI TECNICI/TECHNICAL DATA mm	
Ø	10,5
A	40
H	145
L	32
L1	20

COD.	DESCRIZIONE / DESCRIPTION		
01.2031000C04	**CERNIERA TIPO ART.31 DX OTT.ANTICATA** */ RIGHT ANTIQUE BRASSED HINGE ART.31*	24 PZ	100 PZ
01.2031S00C04	**CERNIERA TIPO ART.31 SX OTT.ANTICATA** */ LEFT ANTIQUE BRASSED HINGE ART.31*	24 PZ	100 PZ

ART. - ITEM
01.4012

Cerniera con zanca
Inset leaf hinge

Cerniera in ferro per ante in battuta.
Iron hinge for doors with rabbet.

DATI TECNICI/TECHNICAL DATA mm	
Ø	10
A	35
B	9
H	103
L	16



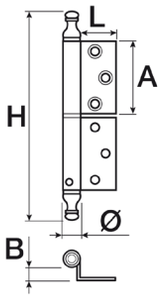

COD.	DESCRIZIONE / DESCRIPTION		
01.4012000004	**CERNIERA ART.36 DX OTTON.ANTICATA** */ RIGHT ANTIQUE BRASSED HINGE ART.36*	24 PZ	100 PZ
01.4012S00004	**CERNIERA ART.36 SX OTTON.ANTICATA** */ LEFT ANTIQUE BRASSED HINGE ART.36*	24 PZ	100 PZ

ART. - ITEM
01.4014

Cerniera con zanca
Inset leaf hinge

Cerniera in ferro per ante in battuta.
Iron hinge for doors with rabbet.

DATI TECNICI/TECHNICAL DATA mm	
Ø	8,5
A	35
B	9
H	116
L	16



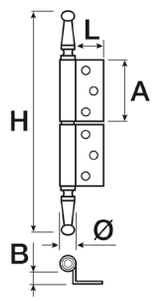

COD.	DESCRIZIONE / DESCRIPTION		
01.4014000004	**CERNIERA ART.32 DX OTTON.ANTICATA** */ RIGHT ANTIQUE BRASSED HINGE ART.32*	24 PZ	100 PZ
01.4014S00004	**CERNIERA ART.32 SX OTTON.ANTICATA** */ LEFT ANTIQUE BRASSED HINGE ART.32*	24 PZ	100 PZ

ART. - ITEM
01.4024

Cerniera con zanca
Inset leaf hinge

Cerniera in ferro per ante in battuta.
Iron hinge for doors with rabbet.

DATI TECNICI/TECHNICAL DATA mm	
Ø	7
A	25
B	6
H	86
L	16



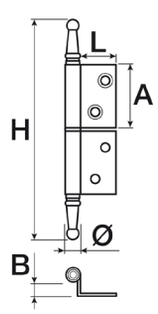

COD.	DESCRIZIONE / DESCRIPTION		
01.4024000004	**CERNIERA ART.34 DX OTT.ANT. ZANCATA** */ RIGHT ANTIQUE BRASSED HINGE ART.34*	24 PZ	100 PZ
01.4024S00004	**CERNIERA ART.34 SX OTT.ANT. ZANCATA** */ LEFT ANTIQUE BRASSED HINGE ART.34*	24 PZ	100 PZ

ART. - ITEM
01.4246

Cerniera in Stile Tirolese
Hinge Tyrol style

Cerniera in ferro battuto.
Wrought iron hinge.

DATI TECNICI/TECHNICAL DATA mm	
H	155
A	107
L1	65
L2	15



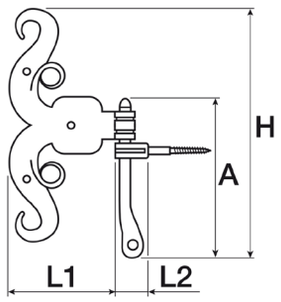

COD.	DESCRIZIONE / DESCRIPTION	
01.4246000000	**CERNIERA ART.C 54/110 TIROLESE** */ HINGE ART.C 54/110*	12 PZ
01.4246000011	**CERNIERA ART.C 54/110 TIROLESE ARRUG.** */ RUSTED HINGE ART.C 54/110*	12 PZ

ART. - ITEM
01.3990

Cerniera piana
Flat hinge

Cerniere in ferro per ante in luce. Regolabile in orizzontale mediante i fori ovali situati nelle alette.
Iron hinge for full inset doors. Horizontal setting by oval holes on the leaves.

DATI TECNICI/TECHNICAL DATA mm	
Ø	8,5
A	40
H	56
L	16



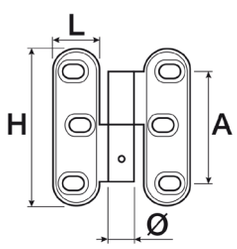

COD.	DESCRIZIONE / DESCRIPTION		
01.3990000003	**CERNIERA ART.65 DX BRUNITA** */ RIGHT BLACK HINGE ART.65*	24 PZ	100 PZ
01.3990000004	**CERNIERA ART.65 DX ORO VECCHIO** */ RIGHT ANTIQUE BRASSED HINGE ART.65*	24 PZ	100 PZ
01.3990S00003	**CERNIERA ART.65 SX BRUNITA** */ LEFT BLACK HINGE ART.65*	24 PZ	100 PZ
01.3990S00004	**CERNIERA ART.65 SX ORO VECCHIO** */ LEFT ANTIQUE BRASSED HINGE ART. 65*	24 PZ	100 PZ

ART. - ITEM
01.4222

Cerniera tonda
Round hinge

Cerniera in ferro arrotondata.
Round iron hinge.

DATI TECNICI/TECHNICAL DATA mm	
H	30
L	45



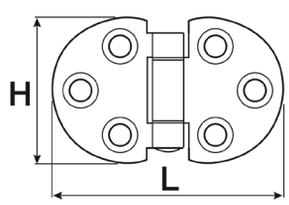

COD.	DESCRIZIONE / DESCRIPTION		
01.4222000002	**CERNIERA ART.222 MM.45X30 TONDA OTTONATA** */ ROUND BRASSED HINGE ART.222 MM.45X30*	24 PZ	100 PZ
01.4222000003	**CERNIERA ART.222 MM.45X30 TONDA NERA** */ ROUND BLACK HINGE ART.222 MM.45X30*	24 PZ	100 PZ
01.4222000004	**CERNIERA ART.222 MM.45X30 TONDA OTT.AN** */ ROUND ANTIQUE BRASS HINGE MM.45X30*	24 PZ	100 PZ

ART. - ITEM
01.4155

Cerniera a biscotto
Butt hinge

Cerniera in ferro rettangolare.
Rectangular iron hinge.

DATI TECNICI/TECHNICAL DATA mm	
H	40
L	53



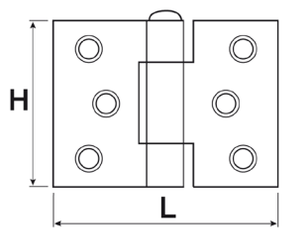

COD.	DESCRIZIONE / DESCRIPTION		
01.4155000003	**CERNIERA ART.155 MM.40X53 NERA** / *BLACK HINGE ART.155 40X53MM*	24 PZ	100 PZ

ART. - ITEM
01.4154

Cerniera a biscotto
Butt hinge

Cerniera in ferro rettangolare.
Rectangular iron hinge.

DATI TECNICI/TECHNICAL DATA mm	
H	40
L	73



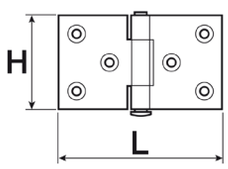

COD.	DESCRIZIONE / DESCRIPTION		
01.4154000003	**CERNIERA ART.154 MM.40X73 NERA** / *BLACK HINGE ART.154 40X70MM*	24 PZ	100 PZ

ART. - ITEM
01.4060

Cerniera piana
Flat hinge

Cerniera in ferro con snodo piano.
Iron hinge with flat joint.

DATI TECNICI/TECHNICAL DATA mm	
H	50
L	87



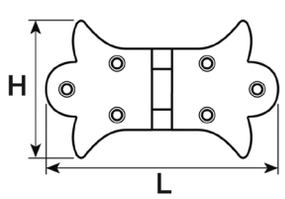

COD.	DESCRIZIONE / DESCRIPTION		
01.4060000003	**CERNIERA ART.005 GIGLIO** / *BLACK HINGE ART.005*	24 PZ	100 PZ

ART. - ITEM
01.4062

Cerniera piana o centrata
Flat or centered hinge

Cerniera in ferro con snodo piano o centrato.
Iron hinge with flat or centered joint.

DATI TECNICI/TECHNICAL DATA mm	
H	50 50
L	80 85



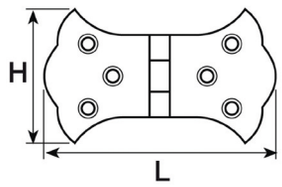

COD.	DESCRIZIONE / DESCRIPTION		
01.4062000003	**CERNIERA ART.0013 PIANA NERA** / *FLAT BLACK HINGE ART.0013*	24 PZ	100 PZ
01.4062000004	**CERNIERA ART.0013 PIANA OTT.ANTICATA** / *FLAT ANTIQUE BRASSED HINGE ART.0013*	24 PZ	100 PZ
01.40620C0003	**CERNIERA ART.0013 CENTRATA NERA** / *CENTRED BLACK HINGE ART.0013*	24 PZ	100 PZ

ART. - ITEM
01.4028

Cerniera centrata
Centered hinge

Cerniera con snodo centrato.
Hinge with centered joint.

DATI TECNICI/TECHNICAL DATA mm	
H	45
L	135



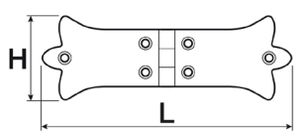

COD.	DESCRIZIONE / DESCRIPTION		
01.4028000003	**CERNIERA ART.62 NERA** / *BLACK HINGE ART.62*	24 PZ	100 PZ

ART. - ITEM
01.4030

Cerniera centrata
Centered hinge

Cerniera in ferro con snodo centrato.
Iron hinge with centered joint.

DATI TECNICI/TECHNICAL DATA mm	
H	50
L	168



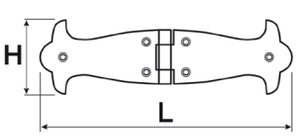

COD.	DESCRIZIONE / DESCRIPTION		
01.4030000003	**CERNIERA ART.60 NERA** / *BLACK HINGE ART.60*	24 PZ	100 PZ

ART. - ITEM
01.4120

Cerniera piana
Flat hinge

Cerniera in ferro con snodo piano.
Iron hinge with flat joint.

DATI TECNICI/TECHNICAL DATA mm	
H	47
L	135



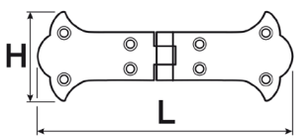

COD.	DESCRIZIONE / DESCRIPTION		
01.4120000003	**CERNIERA ART.120 PIANA NERA** / *FLAT BLACK HINGE ART.120*	24 PZ	100 PZ

ART. - ITEM
01.4128

Cerniera piana
Flat hinge

Cerniera in ferro con snodo piano.
Iron hinge with flat joint.

DATI TECNICI/TECHNICAL DATA mm	
H	28
L	148



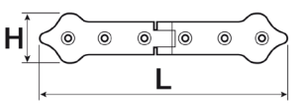

COD.	DESCRIZIONE / DESCRIPTION		
01.4128000003	**CERNIERA ART.128 PIANA NERA** / *FLAT BLACK HINGE ART.128*	24 PZ	100 PZ

ART. - ITEM
01.4034

Cerniera centrata
Centered hinge

Cerniera in ferro con snodo centrato.
Iron hinge with centered joint.

DATI TECNICI/TECHNICAL DATA mm	
H	62
A	30
L1	72
L2	205



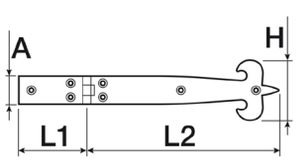

COD.	DESCRIZIONE / DESCRIPTION		
01.4034000003	**CERNIERA ART.63 NERA** / *BLACK HINGE ART.63*	24 PZ	50 PZ

ART. - ITEM
01.4092

Cerniera piana
Flat hinge

Cerniera in ferro con snodo piano. Stile spagnolo.
Iron hinge with flat joint. Spanish style.

DATI TECNICI/TECHNICAL DATA mm	
H	95
H1	28
L	33
L1	118



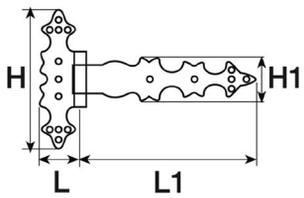

COD.	DESCRIZIONE / DESCRIPTION		
01.4092000003	**CERNIERA ART.0900 NERA** / *BLACK HINGE ART.0900*	50 PZ	400 PZ

ART. - ITEM
01.4094

Cerniera zancata mm.15
Inset leaf hinge mm.15

Cerniera in ferro per ante in battuta. Stile spagnolo.
Iron hinge for doors with rabbet. Spanish style.

DATI TECNICI/TECHNICAL DATA mm	
H	95
H1	28
L	33
L1	112



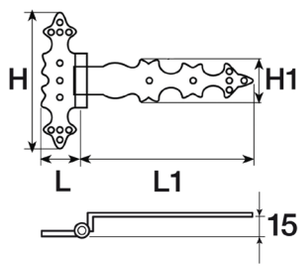

COD.	DESCRIZIONE / DESCRIPTION		
01.4094000003	**CERNIERA ART.0900 ZANCATA NERA** / *BENT BLACK HINGE ART.0900*	50 PZ	350 PZ

ART. - ITEM
01.4096

Cerniera piana
Flat hinge

Cerniera in ferro a farfalla grande con snodo piano. Stile spagnolo.

Big iron hinge with flat joint. Spanish style.

DATI TECNICI/TECHNICAL DATA mm	
H	96
L	67



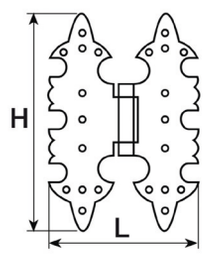

COD.	DESCRIZIONE / DESCRIPTION		
01.4096000003	**CERNIERA ART.0901 NERA** / *BLACK HINGE ART.0901*	50 PZ	450 PZ

ART. - ITEM
01.4098

Cerniera piana
Flat hinge

Cerniera in ferro con snodo piano. Stile spagnolo.
Iron hinge with flat joint. Spanish style.

DATI TECNICI/TECHNICAL DATA mm	
H	69
H1	23
L	23
L1	88



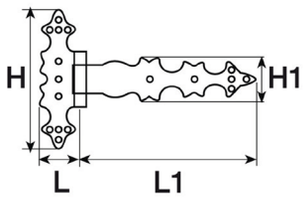

COD.	DESCRIZIONE / DESCRIPTION		
01.4098000003	**CERNIERA ART.0902 NERA** / *BLACK HINGE ART.0902*	50 PZ	500 PZ

ART. - ITEM
01.4100

Cerniera zancata mm.11
Inset leaf hinge mm.11

Cerniera in ferro per ante in battuta. Stile spagnolo.
Iron hinge for doors with rabbet. Spanish style.

DATI TECNICI/TECHNICAL DATA mm	
H	69
H1	23
L	20
L1	84



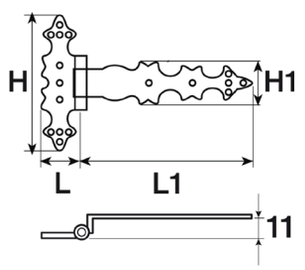

COD.	DESCRIZIONE / DESCRIPTION		
01.4100000003	**CERNIERA ART.0903 ZANCATA NERA** / *BENT BLACK HINGE ART.0903*	50 PZ	300 PZ

ART. - ITEM
01.4102

Cerniera piana
Flat hinge

Cerniera in ferro a farfalla piccola con snodo piano. Stile spagnolo.
Small iron hinge with flat joint. Spanish style.

DATI TECNICI/TECHNICAL DATA mm	
H	70
L	38



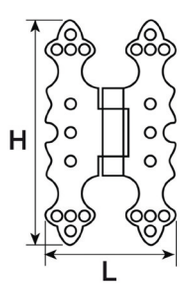

COD.	DESCRIZIONE / DESCRIPTION		
01.4102000003	**CERNIERA ART.0904 NERA** / *BLACK HINGE ART.0904*	50 PZ	500 PZ

ART. - ITEM
01.4230

Cerniera con fermo per tavoli
Hinge with stop for table

Viene utilizzata per la realizzazione di tavoli con apertura a libro.
Suitable for the production of folding tables.

DATI TECNICI/TECHNICAL DATA mm	
H	45
L	122



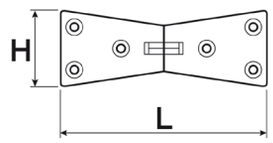

COD.	DESCRIZIONE / DESCRIPTION	
01.4230000003	**CERNIERA ART.168 NERA PICCOLA** */ BLACK HINGE ART.168*	24 PZ

ART. - ITEM
01.4306

Cerniera in stile
Antique style hinge

Cerniera in zama per ante in luce con snodo diametro 6 mm.
Zamak hinge for full inset doors with joint diam. 6 mm.

DATI TECNICI/TECHNICAL DATA mm	
H	35
H1	21
L	18



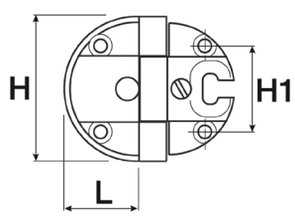

COD.	DESCRIZIONE / DESCRIPTION		
01.4306T00603	**CERNIERA TIPO 231/6 C/GRANO NERA EBANO** */ BLACK HINGE ART.231/6 WITH SCREW*	24 PZ	1000 PZ

ART. - ITEM
01.4304

Cerniera in stile
Antique style hinge

Cerniera pressofusa per ante in luce con snodo diametro 9 mm.
Zamak hinge for full inset doors with joint diam. 9 mm.

DATI TECNICI/TECHNICAL DATA mm	
Ø	9
H	35



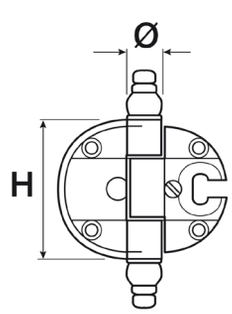

COD.	DESCRIZIONE / DESCRIPTION		
01.4304010902	**CERNIERA ART.231/B OTTONE LUCIDO C/GRANO** */ BRASSED HINGE ART.231/B WITH SCREW*	24 PZ	100 PZ
01.4304010904	**CERNIERA ART.231/B C/GR.BRONZO CHIARO** */ SOFT BRONZE HINGE ART.231/B*	24 PZ	100 PZ

ART. - ITEM
01.4309

Cerniera in stile
Antique style hinge

Cerniera in zama per ante in luce.
Zamak hinge for full inset doors.

DATI TECNICI/TECHNICAL DATA mm		
H	32	32
L1	24	18
L2	26	26



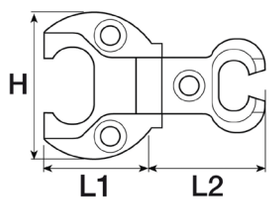

COD.	DESCRIZIONE / DESCRIPTION		
01.4309001802	**CERNIERA ART.415 MM.18 OTTONATA** / *BRASSED HINGE ART.415 MM.18*	50 PZ	250 PZ
01.4309001804	**CERNIERA ART.415 MM.18 OTT.ANTICATA** / *ANTIQUE BRASSED HINGE ART.415 18MM*	50 PZ	250 PZ
01.4309001808	**CERNIERA ART.415 MM.18 NICHELATA** / *NICKEL PLATED HINGE ART.415 MM.18*	50 PZ	250 PZ
01.4309002401	**CERNIERA ART.415 MM.24 BRONZATA** / *BRONZED HINGE ART.415 MM.24*	50 PZ	250 PZ
01.4309002402	**CERNIERA ART.415 MM.24 OTTONATA** / *BRASSED HINGE ART.415 MM.24*	50 PZ	250 PZ
01.4309002404	**CERNIERA ART.415 MM.24 OTT.ANTICATA** / *ANTIQUE BRASSED HINGE ART.415 24MM.*	50 PZ	250 PZ
01.4309002408	**CERNIERA ART.415 MM.24 NICHELATA** / *NICKEL PLATED HINGE ART.415 MM.24*	50 PZ	250 PZ

ART. - ITEM
01.4309F

Cerniera in stile
Antique style hinge

Cerniera pressofusa per ante in luce con fermo.
Zamak hinge for full inset doors with stop.

DATI TECNICI/TECHNICAL DATA mm	
H	32
△	110°
L1	24
L2	26



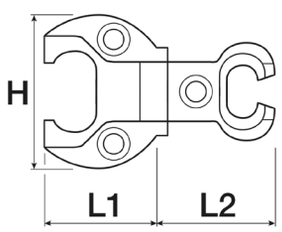

COD.	DESCRIZIONE / DESCRIPTION		
01.4309F02401	**CERNIERA ART.415 MM.24 BRONZ.C/FERMO** / *BRONZED HINGE ART.415/24 WITH STOP*	50 PZ	250 PZ

ART. - ITEM
01.4315

Cerniera in stile
Antique style hinge

Cerniera in zama per ante in battuta con snodo diametro 9 mm.
Questa cerniera viene fornita solo completa di premontaggio.
Zamak hinge with joint diam. 9 mm for doors with rabbet. With mounting plate.



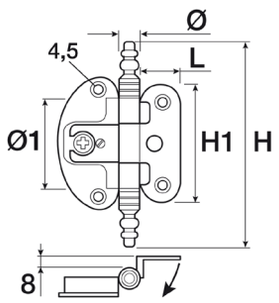

DATI TECNICI/TECHNICAL DATA mm		
Ø	9	9
H	105	80
H1	46	46
L	14	14
Ø1	35	35

COD.	DESCRIZIONE / DESCRIPTION		
01.4315008001	**CERNIERA ART.621 MM.80 BRONZO COMPLETA** / *BRONZED HINGE ART.621 MM.80 W/PLATE*	24 PZ	100 PZ
01.4315008002	**CERNIERA ART.621 MM.80 OTTONATA COMPLETA** / *BRASSED HINGE ART.621 MM.80 W/PLATE*	24 PZ	100 PZ
01.4315010501	**CERNIERA ART.621 MM.105 BRONZO COMPLETA** / *BRONZED HINGE ART.621 MM.105 W/PLATE*	24 PZ	100 PZ
01.4315010502	**CERNIERA ART.621 MM.105 OTTON. COMPLETA** / *BRASSED HINGE ART.621 MM.105 W/PLATE*	24 PZ	100 PZ

ART. - ITEM
01.4316

Cerniera in stile
Antique style hinge

Cerniera pressofusa per ante in battuta con snodo diametro 6 mm.
Zamak hinge with joint diam. 6 mm for doors with rabbet.



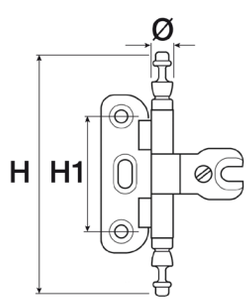

DATI TECNICI/TECHNICAL DATA mm		
Ø	6	6
H	73	39
H1	32	32

COD.	DESCRIZIONE / DESCRIPTION		
01.4316000002	**CERNIERA ART.672 S/TESTE.S/PREM.OTT.LUC.** / *BRASSED HINGE ART.254 W/OUT PLATE*	24 PZ	100 PZ
01.4316000902	**CERNIERA ART.0673 S/PREM.OTTONATA LUCIDA** / *BRASSED HINGE ART.254/P W/OUT PLATE*	24 PZ	100 PZ
01.4316000904	**CERNIERA ART.0673 S/PREM.BRONZO CHIARO** / *ANTIQUE BRASSED HINGE ART.254/P W/OUT PL*	24 PZ	100 PZ

ART. - ITEM
01.4320

Premontaggio a 2 regolazioni
Two adjustments mounting plate

Premontaggio a 2 regolazioni per cerniere art. 01.4316.
With two adjustments mounting plate for hinges art. 01.4316.



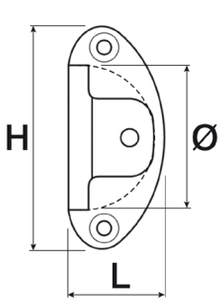

DATI TECNICI/TECHNICAL DATA mm	
Ø	35
H	52
L	22

COD.	DESCRIZIONE / DESCRIPTION		
01.4320000002	**SOLO BASETTA ART.0673/B OTTONATA LUCIDA** / *BRASSED PLATE WITH 2 ADJUSTMENTS*	24 PZ	100 PZ
01.4320000004	**SOLO BASETTA ART.0673/B BRONZO CHIARO** / *ANTIQUE BRASSED PL. WITH 2 ADJUSTEMENTS*	24 PZ	100 PZ

ART. - ITEM
01.4329

Cerniera pressofusa
Zamak hinge

Cerniera da mm.8 per ante in battuta. Questa cerniera viene fornita solo completa di basetta.
Hinge 8 mm. for doors with rabbet. With mounting plate.

DATI TECNICI/TECHNICAL DATA mm	
Ø	35
H	52
H1	32
L	97



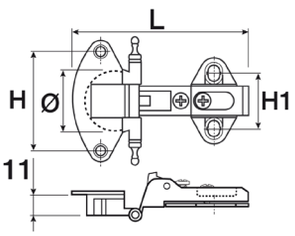

COD.	DESCRIZIONE / DESCRIPTION		
01.4329000002	**CERNIERA ART.KARIN OTTONATA C/BASETTA** / *BRASSED HINGE KARIN WITH M. PLATE*	24 PZ	150 PZ
01.4329000004	**CERNIERA ART.KARIN OTT.ANT. C/BASETTA** / *ANTIQUE BRASS HINGE KARIN WITH M.PLATE*	24 PZ	150 PZ

ART. - ITEM
01.4335

Cerniera in stile pressofusa
Zamak antique style hinge

Cerniera per ante in battuta. Da utilizzare con la basetta art.01.4337.
Hinge for doors with rabbet. To be used with mounting plate art.01.4337.

DATI TECNICI/TECHNICAL DATA mm	
Ø	35
∠	180°



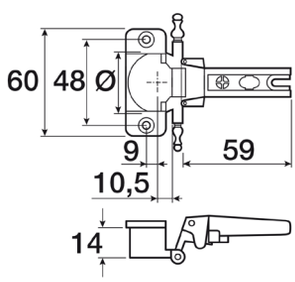

COD.	DESCRIZIONE / DESCRIPTION		
01.4335000001	**CERNIERA ART.414 BRONZATA C/PIGNA** / *BRONZED HINGE ART.414 WITH RUBBET*	24 PZ	125 PZ
01.4335000002	**CERNIERA ART.414 OTTONATA C/PIGNA** / *BRASSED HINGE ART.414 WITH RABBET*	24 PZ	125 PZ
01.4335000008	**CERNIERA ART.414 NICHELATA C/PIGNA** / *NICKEL PLATED HINGE ART.414 WITH RABBET*	24 PZ	125 PZ

ART. - ITEM
01.4337

Basetta regolabile
Adjustable mounting plate

Da utilizzare con la cerniera art. 01.4335.
To be used with hinge art.01.4335.

DATI TECNICI/TECHNICAL DATA mm	
H	48
L	42



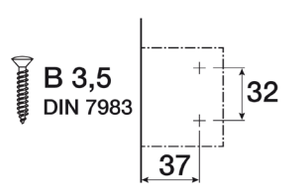

COD.	DESCRIZIONE / DESCRIPTION		
01.4337000001	**PIASTRINA ART.314 BRONZATA** / *BRONZED ADJUSTABLE BASE ART.314*	24 PZ	125 PZ
01.4337000002	**PIASTRINA ART.314 OTTONATA** / *BRASSED ADJUSTABLE BASE ART.314*	24 PZ	125 PZ
01.4337000008	**PIASTRINA ART.314 NICHELATA** / *NICKEL PLATED ADJUSTABLE BASE ART.314*	24 PZ	125 PZ

ART. - ITEM
01.4341

Cerniera in stile
Antique style hinge

Cerniera per ante in battuta. Da utilizzare con la basetta art.01.4342.
Hinge for doors with rabbet. To be used with mounting plate 01.4342.

DATI TECNICI/TECHNICAL DATA mm

Ø	35



COD.	DESCRIZIONE / DESCRIPTION		
01.4341000008	**CERNIERA MEPLA SKS10 95^ NICHELATA** / *NICKEL PLATED HINGE ART.SKS10 95°*	24 PZ	125 PZ

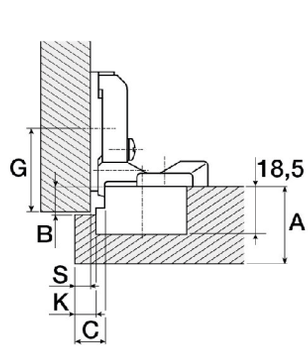

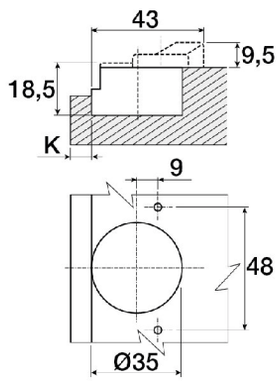

Dati tecnici base a croce H=2 - Technical data sheet for mounting plate H=2										
Larghezza battuta - Rabbet's width	K	6	7	8	9	10	11	12	13	14
Foratura - Drilling	C	2	3	4	5	6	7	8	9	10
Profondità battuta - Rabbet's depth	B	16	15	14	13	12	11	10	9	8
Sormonto - Overlap	S	-0,5	0,5	1,5	2,5	3,5	4,5	5,5	6,5	7,5
Spessore anta - Thickness of the door	A	36	35	34	33	32	31	30	29	28
Distanza base- Mounting plate's distance	G	45	44	43	42	41	40	39	38	37

ART. - ITEM
01.4342

Basetta per cerniera in acciaio
Mounting plate for steel hinge

Da utilizzare con la cerniera art.01.4341.
To be used with hinge art.01.4341.

DATI TECNICI/TECHNICAL DATA mm

H	0



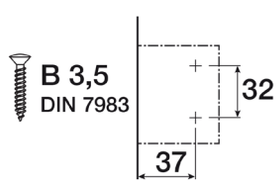

COD.	DESCRIZIONE / DESCRIPTION		
01.4342000008	**PIASTRINA ART.F062135413236 NICHELATA** / *NICKEL PLATED MOUNTING PLATE*	24 PZ	125 PZ

ART. - ITEM
01.F40242

Cerniera per ribalte
Flap hinge

Cerniera per ribalte MARKANT 11. Tenuta sicura e precisa grazie alle tre viti di fissaggio.
Flap hinge MARKANT 11. Three screw fasteners ensure firm and exact hinge seating in bottom panel and flap.

DATI TECNICI/TECHNICAL DATA mm

Ø	35

hettich



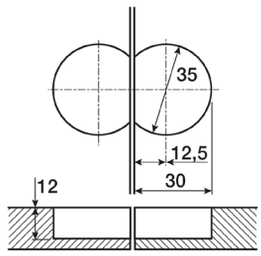

COD.	DESCRIZIONE / DESCRIPTION	
01.F402420008	**CERNIERA X RIBALTA MARKANT 11 NICHEL** / *NICKEL FLAP HINGE MARKANT 11*	20 PZ

ART. - ITEM
01.4362

Cerniera per ribalta
Hinge for tilt down flaps

Cerniera per ante a ribalta.
Hinge for flap doors.



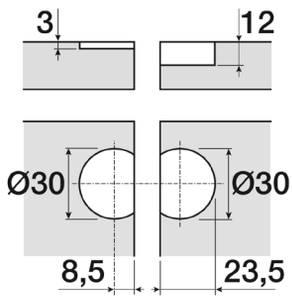

COD.	DESCRIZIONE / DESCRIPTION		
01.4362000008	**CERNIERA ART.342.75.628 NICHELATA** / *NICKEL PLATED HINGE ART.342.75.628*	24 PZ	50 PZ
01.4362000018	**CERNIERA ART.342.75.824 OTTONATO** / *BRASSED HINGE ART.342.75.806*	24 PZ	50 PZ

ART. - ITEM
01.4370

Cerniera piana con ala tonda
Flat hinge with round leaf

Cerniera in stile Barocco per ante in luce. Realizzate in ottone.
Brass baroque style hinge for full inset doors.

DATI TECNICI/TECHNICAL DATA mm

Ø	10
H	65
H1	43
L	55
L1	14



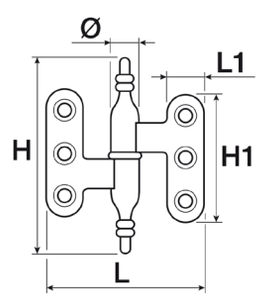

COD.	DESCRIZIONE / DESCRIPTION	
01.4370405501	**CERNIERA ART.354 DX MM.40X55 BRONZATA** / *RIGHT BRONZED HINGE ART.354 MM.40X55*	24 PZ
01.4370405502	**CERNIERA ART.354 DX MM.40X55 OTT.LUCIDO** / *RIGHT BRASS HINGE ART.354 MM.40X55*	24 PZ
01.4370S45501	**CERNIERA ART.354 SX MM.40X55 BRONZATA** / *LEFT BRONZED HINGE ART.354 MM.40X55*	24 PZ
01.4370S45502	**CERNIERA ART.354 SX MM.40X55 OTT.LUCIDO** / *LEFT BRASS HINGE ART.354 MM.40X55*	24 PZ

ART. - ITEM
01.4372

Cerniera piana con ala quadra
Flat hinge with square leaf

Cerniera in stile Barocco per ante in luce. Realizzate in ottone.
Brass baroque style hinge for full inset doors.

DATI TECNICI/TECHNICAL DATA mm		
Ø	9	11
A	40	52
H	65	90
L	15	17



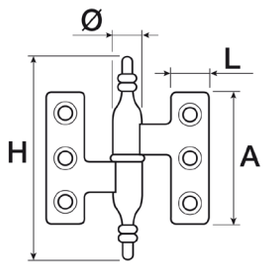

COD.	DESCRIZIONE / DESCRIPTION	
01.4372405501	**CERNIERA ART.352 DX MM.40X55 BRONZ.PIANA** / *RIGHT BRONZED HINGE ART.352 MM.40X55*	24 PZ
01.4372556501	**CERNIERA ART.352 DX MM.55X65 BRONZ.PIANA** / *RIGHT BRONZED HINGE ART.352 MM.55X65*	24 PZ
01.4372S45501	**CERNIERA ART.352 SX MM.40X55 BRONZ.PIANA** / *LEFT BRONZED HINGE ART.352 MM.40X55*	24 PZ
01.4372S56501	**CERNIERA ART.352 SX MM.55X65 BRONZ.PIANA** / *LEFT BRONZED HINGE ART.352 MM.55X65*	24 PZ

ART. - ITEM
01.4374

Cerniera zancata
Inset leaf hinge

Cerniera in stile Barocco per ante in battuta. Realizzata in ottone.
Brass baroque style hinge for doors with rabbet.

DATI TECNICI/TECHNICAL DATA mm	
Ø	9
A	40
B	12
H	65
L	12



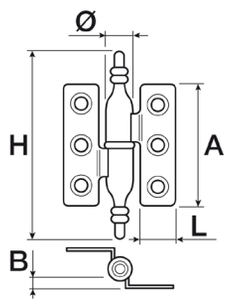

COD.	DESCRIZIONE / DESCRIPTION	
01.4374405501	**CERNIERA ART.356 DX MM.40X55 BRONZ.** / *RIGHT BRONZED HINGE ART.356 MM.40X50*	24 PZ
01.4374S45501	**CERNIERA ART.356 SX MM.40X55 BRONZATA** / *LEFT BRONZED HINGE ART.356 MM.40X55*	24 PZ

ART. - ITEM
01.4376

Cerniera a biscotto con fermo
Butt hinge with stop

Cerniera utilizzata per la realizzazione di tavoli con apertura a libro. Realizzata in ottone.
Brass hinge to be used for the production of folding tables. Made of brass.

DATI TECNICI/TECHNICAL DATA mm	
H	30
L	80



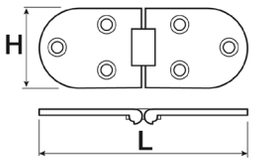

COD.	DESCRIZIONE / DESCRIPTION	
01.4376308001	**CERNIERA ART.130 MM.30X80 C/FERMO BRONZ.** */ BRONZED HINGE ART.130 30X80 W/STOP*	24 PZ
01.4376308002	**CERNIERA ART.130 MM.30X80 C/FERMO OTTONE** */ BRIGHT BRASS HINGE ART.130 30X80 W/STOP*	24 PZ
01.4376308007	**CERNIERA ART.130 MM.30X80 C/FERMO OTTONE** */ SATIN BRASS HINGE ART.130 30X80 W/STOP*	24 PZ
01.4376308008	**CERNIERA ART.130 MM.30X80 C/FERMO NICHEL** */ NICKEL PLATED HINGE ART.130 30X80 W/STOP*	24 PZ
01.4376308052	**CERNIERA ART.130 MM.30X80 C/FERMO NICHEL** */ MATT NICKEL HINGE ART.130 30X80 W/STOP*	24 PZ

ART. - ITEM
01.4378

Cerniera a biscotto
Butt hinge

Realizzata in ottone, senza fermo.
Brass hinge, without stop.

DATI TECNICI/TECHNICAL DATA mm	
H	30
L	80



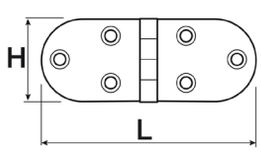

COD.	DESCRIZIONE / DESCRIPTION	
01.4378308E01	**CERNIERA MM.30X80 S/FERMO OTTONE BRONZ.** */ BRONZED HINGE 30X80 W/OUT STOP ART.131*	24 PZ
01.4378308E02	**CERNIERA MM.30X80 S/FERMO OTTONE LUCIDO** */ BRASS HINGE 30X80 W/OUT STOP ART.131*	24 PZ
01.4378308E07	**CERNIERA MM.30X80 S/FERMO OTTONE SATIN.** */ SATIN BRASS HINGE 30X80 W/OUT STOP*	24 PZ
01.4378308E08	**CERNIERA MM.30X80 S/FERMO NICHELATA** */ NICKEL PLATED HINGE 30X80 W/OUT STOP*	24 PZ

ART. - ITEM
01.4380

Cerniera a biscotto
Butt hinge

Cerniera in ferro con snodo piano.
Iron hinge with flat joint.

DATI TECNICI/TECHNICAL DATA mm	
H	32
L	80



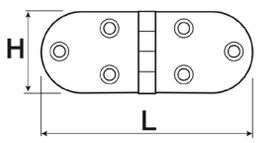

COD.	DESCRIZIONE / DESCRIPTION		
01.4380328001	**CERNIERA ART.0815 A BISCOTTO BRONZATA** / *BRONZED HINGE ART.0815*	24 PZ	100 PZ
01.4380328003	**CERNIERA ART.0815 A BISCOTTO BRUNITA** / *BLACK HINGE ART.0815*	24 PZ	100 PZ
01.4380328006	**CERNIERA ART.0815 A BISCOTTO TROPIC.** / *TROPICALIZED HINGE ART.0815*	24 PZ	100 PZ

ART. - ITEM
01.4390

Cerniera a sfilare
Pull out hinge

Realizzata in ottone con ala piana stondata. Adatta per ante in luce.
Brass hinge, with flat rounded leaf. Suitable for full inset doors.

DATI TECNICI/TECHNICAL DATA mm	
Ø	6
A	50
H	55
L	40



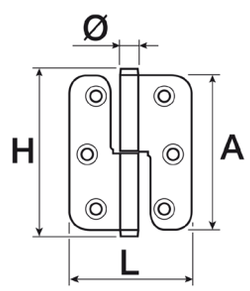

COD.	DESCRIZIONE / DESCRIPTION	
01.4390504001	**CERNIERA ART.116 DX MM.50X40 BRONZATA** / *RIGHT BRONZED HINGE ART.116 MM.50X40*	24 PZ
01.43905S4001	**CERNIERA ART.116 SX MM.50X40 BRONZATA** / *LEFT BRONZED HINGE ART.116 MM.50X40*	24 PZ

ART. - ITEM
01.4392

Cerniera a sfilare
Pull out hinge

Realizzata in ottone con ala piana stondata e testine. Adatta per ante in luce.
Brass hinge, with flat rounded leaf and knobs. Suitable for full inset doors.

DATI TECNICI/TECHNICAL DATA mm	
Ø	6
H	85
H1	50
L	40
L1	17



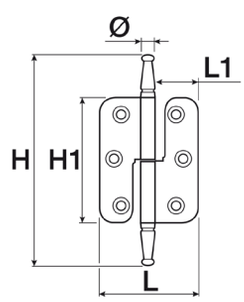

COD.	DESCRIZIONE / DESCRIPTION	
01.4392504001	**CERNIERA DX MM.50X40 PIANA STON.BRONZATA** / *RIGHT BRONZED HINGE ART.118 MM.50X40*	24 PZ
01.43925S4001	**CERNIERA SX MM.50X40 PIANA STON.BRONZATA** / *LEFT BRONZED HINGE ART.118 MM.50X40*	24 PZ

ART. - ITEM
01.4396

Cerniera a sfilare
Pull out hinge

Realizzata in ottone con ala piana e testine. Adatta per ante in luce.
Brass hinge, with flat leaf and knobs. Suitable for full inset doors.

DATI TECNICI/TECHNICAL DATA mm

Ø	8	8
H	75	65
H1	50	40
L	40	40
L1	16	16



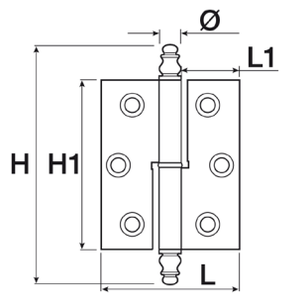

COD.	DESCRIZIONE / DESCRIPTION	
01.4396404001	**CERNIERA ART.133 DX MM.40X40 BRONZATA** / *RIGHT BRONZED HINGE ART.133 MM.40X40*	24 PZ
01.4396404002	**CERNIERA ART.133 DX MM.40X40 OTTONE** / *RIGHT BRASS HINGE ART.133 MM.40X40*	24 PZ
01.4396504000	**CERNIERA ART.133 DX MM.50X40 OTTONE** / *RIGHT BRASS HINGE ART.133 MM.50X40*	24 PZ
01.4396504001	**CERNIERA ART.133 DX MM.50X40 BRONZATA** / *RIGHT BRONZED HINGE ART.133 MM.50X40*	24 PZ
01.4396S44001	**CERNIERA ART.133 SX MM.40X40 BRONZATA** / *LEFT BRONZED HINGE ART.133 MM.40X40*	24 PZ
01.4396S44002	**CERNIERA ART.133 SX MM.40X40 OTTONE** / *LEFT BRASS HINGE ART.133 MM.40X40*	24 PZ
01.4396S54000	**CERNIERA ART.133 SX MM.50X40 OTTONE** / *LEFT BRASS HINGE ART.133 MM.50X40*	24 PZ
01.4396S54001	**CERNIERA ART.133 SX MM.50X40 BRONZATA** / *LEFT BRONZED HINGE ART.133 MM.50X40*	24 PZ

ART. - ITEM
01.4398

Cerniera a sfilare
Pull out hinge

Realizzata in ottone con ala zancata e testine. Adatta per ante in battuta.
Brass hinge, with inset leaf and knobs. Suitable for doors with rabbet.

DATI TECNICI/TECHNICAL DATA mm

Ø	8	8
H	75	65
H1	50	40
L	40	40
L1	18	18



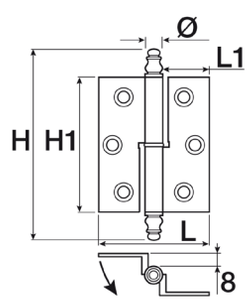

COD.	DESCRIZIONE / DESCRIPTION	
01.4398404001	**CERNIERA ART.135 DX MM.40X40 DOPPIA** / *RIGHT BRONZED HINGE ART.135 MM.40X40*	24 PZ
01.4398504000	**CERNIERA ART.135 DX MM.50X40 DOPPIA** / *RIGHT BRASS HINGE ART.135 MM.50X40*	24 PZ
01.4398504001	**CERNIERA ART.135 DX MM.50X40 DOPPIA** / *RIGHT BRONZED HINGE ART.135 MM.50X40*	24 PZ
01.4398S44001	**CERNIERA ART.135 SX MM.40X40 DOPPIA** / *LEFT BRONZED HINGE ART.135 MM.40X40*	24 PZ
01.4398S54000	**CERNIERA ART.135 SX MM.50X40 DOPPIA** / *LEFT BRASS HINGE ART.135 MM.50X40*	24 PZ
01.4398S54001	**CERNIERA ART.135 SX MM.50X40 DOPPIA** / *LEFT BRONZED HINGE ART.135 MM.50X40*	24 PZ

ART. - ITEM
01.4400

Cerniera rigata a sfilare
Grooved pull out hinge

Realizzata in ottone con ala piana e testine. Adatta per ante in luce.
Brass hinge, with flat leaf and knobs. Suitable for full inset doors.

DATI TECNICI/TECHNICAL DATA mm		
Ø	8	8
H	85	75
H1	60	50
L	40	40
L1	16	16



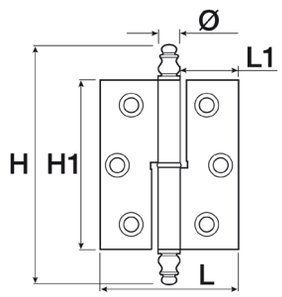

COD.	DESCRIZIONE / DESCRIPTION	
01.4400504001	**CERN.ART.140 DX MM.50X40 RIGATA PIANA** */ RIGHT BRONZED HINGE ART.140 MM.50X40*	24 PZ
01.4400504002	**CERN.ART.140 DX MM.50X40 RIGATA PIANA** */ RIGHT BRASS HINGE ART.140 MM.50X40*	24 PZ
01.4400604001	**CERN.ART.140 DX MM.60X40 RIGATA PIANA** */ RIGHT BRONZED HINGE ART.140 MM.60X40*	24 PZ
01.4400S54001	**CERN.ART.140 SX MM.50X40 RIGATA PIANA** */ LEFT BRONZED HINGE ART.140 MM.50X40*	24 PZ
01.4400S54002	**CERN.ART.140 SX MM.50X40 RIGATA PIANA** */ LEFT BRASS HINGE ART.140 MM.50X40*	24 PZ
01.4400S64001	**CERN.ART.140 SX MM.60X40 RIGATA PIANA** */ LEFT BRONZED HINGE ART.140 MM.60X40*	24 PZ

ART. - ITEM
01.4405

Cerniera a sfilare
Pull out hinge

Realizzata in ottone con ala piana. Adatta per ante in luce.
Brass hinge, with flat leaf. Suitable for full inset doors.

DATI TECNICI/TECHNICAL DATA mm	
Ø	6
H	50
L	22



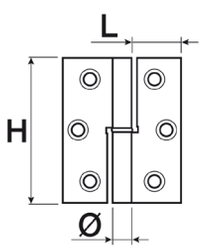

COD.	DESCRIZIONE / DESCRIPTION	
01.4405504000	**CERN.ART.126 DX SFIL.PIANA 50X40 OTTONE** */ RIGHT BRASS HINGE ART.126 MM.50X40*	24 PZ
01.4405504001	**CERN.ART.126 DX SFIL.PIANA 50X40 BRONZ.** */ RIGHT BRONZED HINGE ART.126 MM.50X40*	24 PZ
01.4405S54000	**CERN.ART.126 SX SFIL.PIANA 50X40 ORO** */ LEFT BRASS HINGE ART.126 MM.50X40*	24 PZ
01.4405S54001	**CERN.ART.126 SX SFIL.PIANA 50X40 BRONZ.** */ LEFT BRONZED HINGE ART.126 MM.50X40*	24 PZ

ART. - ITEM
01.4406

Cerniera a sfilare
Pull out hinge

Realizzata in ottone con ala zancata. Adatta per ante in battuta.
Brass hinge, with inset leaf. Suitable for doors with rabbet.

DATI TECNICI/TECHNICAL DATA mm	
Ø	6
B	8
H	50
L	16



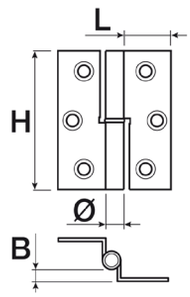

COD.	DESCRIZIONE / DESCRIPTION	
01.4406504000	**CERNIERA ART.129 DX MM.50X40 OTT. LUCIDO** */ RIGHT BRASS HINGE ART.129 MM.50X40*	24 PZ
01.4406504001	**CERNIERA ART.129 DX MM.50X40 BRONZATA** */ RIGHT BRONZED HINGE ART.129 MM.50X40*	24 PZ
01.4406S54000	**CERNIERA ART.129 SX MM.50X40 ORO LUCIDO** */ LEFT BRASS HINGE ART.129 MM.50x40*	24 PZ
01.4406S54001	**CERNIERA ART.129 SX MM.50X40 BRONZATA** */ LEFT BRONZED HINGE ART.129 MM.50X40*	24 PZ

ART. - ITEM
01.4410

Cerniera piana
Flat hinge

Realizzata in profilato di ottone.
Brass flat hinge.

DATI TECNICI/TECHNICAL DATA mm

H	25	30	30	35	40	40	40	50	50	50	60	60	70
L	25	30	25	35	35	40	30	40	50	30	50	40	55



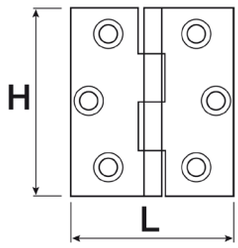

COD.	DESCRIZIONE / DESCRIPTION	
01.4410252500	**CERNIERA 25X25 FRESATA OTTONE PIANA** / *FLAT BRASS HINGE MM.25X25*	24 PZ
01.4410252501	**CERNIERA 25X25 FRESATA BRONZ. PIANA** / *FLAT BRONZED HINGE MM.25X25*	24 PZ
01.4410302500	**CERNIERA 30X25 FRESATA OTTONE PIANA** / *FLAT BRASS HINGE MM.30X25*	24 PZ
01.4410302501	**CERNIERA 30X25 FRESATA PIANA BRONZATA** / *FLAT BRONZED HINGE MM.30X25*	24 PZ
01.4410303000	**CERNIERA 30X30 FRESATA OTTONE PIANA** / *FLAT BRASS HINGE MM.30X30*	24 PZ
01.4410303001	**CERNIERA 30X30 FRESATA PIANA BRONZATA** / *FLAT BRONZED HINGE MM.30X30*	24 PZ
01.4410303008	**CERNIERA 30X30 FRESATA PIANA NICHELATA** / *FLAT NICKEL PLATED HINGE MM.30X30*	24 PZ
01.4410353500	**CERNIERA 35X35 FRESATA OTTONE PIANA** / *FLAT BRASS HINGE MM.35X35*	24 PZ
01.4410353501	**CERNIERA 35X35 FRESATA BRONZATA PIANA** / *FLAT BRONZED HINGE MM.35X35*	24 PZ
01.4410403000	**CERNIERA 40X30 FRESATA OTTONE PIANA** / *FLAT BRASS HINGE MM.40X30*	24 PZ
01.4410403001	**CERNIERA 40X30 FRESATA PIANA BRONZATA** / *FLAT BRONZED HINGE MM.40X30*	24 PZ
01.4410403008	**CERNIERA 40X30 FRESATA PIANA NICHELATA** / *FLAT NICKEL PLATED HINGE MM.40X30*	24 PZ
01.4410403500	**CERNIERA 40X35 FRESATA OTTONE PIANA** / *FLAT BRASS HINGE MM.40X35*	24 PZ
01.4410403501	**CERNIERA 40X35 FRESATA PIANA BRONZATA** / *FLAT BRONZED HINGE MM.40X35*	24 PZ
01.4410403508	**CERNIERA 40X35 FRESATA PIANA NICKELATA** / *FLAT NICHEL PLATED HINGE MM.40X35*	24 PZ
01.4410404000	**CERNIERA 40X40 FRESATA OTTONE PIANA** / *FLAT BRASS HINGE MM.40X40*	24 PZ
01.4410404001	**CERNIERA 40X40 OTTONE PIANA BRONZATA Q.** / *FLAT BRONZED HINGE MM.40X40*	24 PZ
01.4410404008	**CERNIERA 40X40 FRESATA PIANA NICHELATA** / *FLAT NICKEL PLATED HINGE MM.40X40*	24 PZ
01.4410503000	**CERNIERA 50X30 FRESATA OTTONE PIANA** / *FLAT BRASS HINGE MM.50X30*	24 PZ
01.4410503001	**CERNIERA 50X30 FRESATA BRONZATA PIANA** / *FLAT BRONZED HINGE MM.50X30*	24 PZ
01.4410504000	**CERNIERA 50X40 FRESATA OTTONE PIANA** / *FLAT BRASS HINGE MM.50X40*	24 PZ
01.4410504001	**CERNIERA 50X40 FRESATA BRONZATA PIANA** / *FLAT BRONZED HINGE MM.50X40*	24 PZ
01.4410504008	**CERNIERA 50X40 FRESATA OTTONE PIANA** / *FLAT NIKEL PLATED HINGE MM.50X40*	24 PZ
01.4410505000	**CERNIERA 50X50 FRESATA OTTONE PIANA** / *FLAT BRASS HINGE MM.50X50*	24 PZ
01.4410505001	**CERNIERA 50X50 FRESATA BRONZATA PIANA** / *FLAT BRONZED HINGE MM.50X50*	24 PZ
01.4410505008	**CERNIERA 50X50 FRESATA NICHELATA PIANA** / *FLAT NICKEL PLATED HINGE MM.50X50*	24 PZ
01.4410604000	**CERNIERA 60X40 FRESATA OTTONE PIANA** / *FLAT BRASS HINGE MM.60X40*	24 PZ
01.4410604001	**CERNIERA 60X40 FRESATA PIANA BRONZATA** / *FLAT BRONZED HINGE MM.60X40*	24 PZ
01.4410605000	**CERNIERA 60X50 FRESATA OTTONE PIANA** / *FLAT BRASS HINGE MM.60X50*	24 PZ
01.4410605001	**CERNIERA 60X50 FRESATA OTTONE BRONZATA** / *FLAT BRONZED HING MM.60X50*	24 PZ
01.4410605008	**CERNIERA 60X50 FRESATA NICHELATA PIANA** / *FLAT NICKEL PLATED HINGE MM.60X50*	24 PZ
01.4410705500	**CERNIERA 70X55 FRESATA OTTONE PIANA** / *FLAT BRASS HINGE MM.70X55*	24 PZ
01.4410705501	**CERNIERA 70X55 FRESATA BRONZATA PIANA** / *FLAT BRONZED HINGE MM.70X55*	24 PZ

ART. - ITEM
01.4412

Cerniera mezza curva
Half curve hinge

Realizzata in profilato di ottone è adatta per ante in battuta.
Brass hinge. Suitable for doors with rabbet.

DATI TECNICI/TECHNICAL DATA mm			
H	35	40	50
L	35	35	40



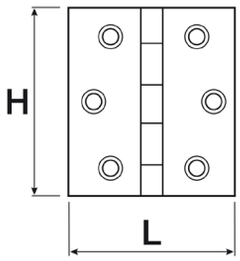

COD.	DESCRIZIONE / DESCRIPTION	
01.4412353500	**CERNIERA 35X35 OTTONE MEZZA CURVA** / *HALF CRANKED BRASS HINGE MM.35X35*	24 PZ
01.4412403500	**CERNIERA 40X35 OTTONE MEZZA CURVA** / *HALF CRANKED BRASS HINGE MM.40X35*	24 PZ
01.4412504000	**CERNIERA 50X40 OTTONE MEZZA CURVA** / *HALF CRANKED BRASS HINGE MM.50X40*	24 PZ

ART. - ITEM
01.4414

Cerniera doppia curva
Double curve hinge

Realizzata in profilato di ottone è adatta per ante in battuta.
Brass hinge. Suitable for doors with rabbet.

DATI TECNICI/TECHNICAL DATA mm					
H	40	40	50	50	60
B	5	8	10	8	10
L	35	40	50	40	50



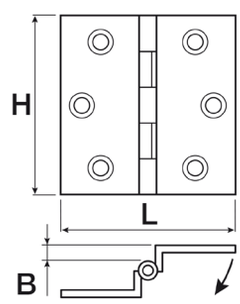

COD.	DESCRIZIONE / DESCRIPTION	
01.4414403500	**CERNIERA 40X35 OTTONE DOPPIA CURVA** / *DOUBLE CRANKED BRASS HINGE MM.40X35*	24 PZ
01.4414403501	**CERNIERA 40X35 OTTONE DOPPIA CURVA** / *DOUBLE CRANKED BRONZED HINGE MM.40X35*	24 PZ
01.4414404000	**CERNIERA 40X40 OTTONE DOPPIA CURVA** / *DOUBLE CRANKED BRASS HINGE MM.40X40*	24 PZ
01.4414404001	**CERNIERA 40X40 OTTONE DOPPIA CURVA** / *DOUBLE CRANKED BRONZED HINGE MM.40X40*	24 PZ
01.4414504000	**CERNIERA 50X40 OTTONE DOPPIA CURVA** / *DOUBLE CRANKED BRASS HINGE MM.50X40*	24 PZ
01.4414504001	**CERNIERA 50X40 OTTONE DOPPIA CURVA** / *DOUBLE CRANKED BRONZED HINGE MM.50X40*	24 PZ
01.4414504008	**CERNIERA 50X40 OTTONE DOPPIA CURVA NICH.** / *DOUBLE CRANKED NICKEL PL.HINGE MM.50X40*	24 PZ
01.4414505000	**CERNIERA 50X50 OTTONE DOPPIA CURVA** / *DOUBLE CRANKED BRASS HINGE MM.50X50*	24 PZ
01.4414605000	**CERNIERA 60X50 OTTONE DOPPIA CURVA** / *DOUBLE CRANKED BRASS HINGE MM.60X50*	24 PZ

ART. - ITEM
01.4459

Cerniera doppia curva con asola
Double curve hinge with slot

Realizzata in profilato di ottone. Regolazione verticale dell'anta mediante l'asola.
Brass hinge with slot for vertical setting.

DATI TECNICI/TECHNICAL DATA mm		
H	40	40
B	13	10
L	35	35



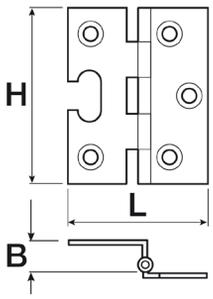

COD.	DESCRIZIONE / DESCRIPTION		
01.4459E40100	**CERNIERA 107 40X35 COLLO 10 OTT.LUCIDO** / *BRASS HINGE ART.107 MM.40X35 CRANK 10*	24 PZ	150 PZ
01.4459E40101	**CERNIERA 107 40X35 COLLO 10 BRONZATA** / *BRONZED HINGE ART.107 MM.40X35 CRANK 10*	24 PZ	150 PZ
01.4459E40130	**CERNIERA 107 40X35 COLLO 13 OTT.LUCIDO** / *BRASS HINGE ART.107 MM.40X35 CRANK 13*	24 PZ	100 PZ
01.4459E40131	**CERNIERA 107 40X35 COLLO 13 BRONZO** / *BRONZED HINGE ART.107 MM.40X35 CRANK 13*	24 PZ	100 PZ

ART. - ITEM
01.4455

Cerniera piana
Flat hinge

Realizzata in profilato di ottone. Regolazione verticale dell'anta mediante l'asola.
Brass flat hinge with slot for vertical setting

DATI TECNICI/TECHNICAL DATA mm	
H	50
L	40



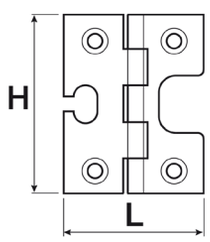

COD.	DESCRIZIONE / DESCRIPTION		
01.4455504000	**CERNIERA ART.111 50X40 PIANA C/ASOLA ORO** / *FLAT BRASS HINGE ART.111 MM.50X40*	24 PZ	100 PZ

ART. - ITEM
01.4456

Cerniera piana
Flat hinge

Realizzata in profilato di ottone. Regolazione verticale dell'anta mediante l'asola.
Breass flat hinge with slot for vertical setting.

DATI TECNICI/TECHNICAL DATA mm	
H	50
L	40



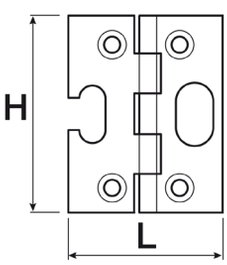

COD.	DESCRIZIONE / DESCRIPTION		
01.4456504000	**CERNIERA ART.110 50X40 PIANA C/ASOLA** / *FLAT BRASS HINGE ART.110 MM.50X40*	24 PZ	100 PZ
01.4456505001	**CERNIERA ART.110 50X50 PIANA CON ASOLA** / *FLAT BRONZED HINGE ART.110 MM.50X50*	24 PZ	100 PZ

ART. - ITEM
01.4410T

Cerniera piana rotonda
Flat round hinge

Realizzata in profilato di ottone.
Brass flat round hinge.

DATI TECNICI/TECHNICAL DATA mm	
H	35 40
L	35 40



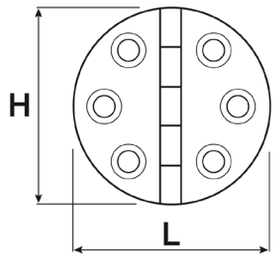

COD.	DESCRIZIONE / DESCRIPTION		
01.4410T04008	**CERNIERA 40X40 FRES.TONDA NICHEL.6 FORI** / *ROUND NICKEL PLATED HINGE 40X40 6 HOLES*	24 PZ	200 PZ
01.4410TE3500	**CERNIERA 35X35 FRES.TONDA OTT. 6 FORI** / *ROUND BRASS HINGE 35X35 6 HOLES*	24 PZ	200 PZ
01.4410TE3501	**CERNIERA 35X35 FRES.TONDA BRONZO 6 FORI** / *ROUND BRONZED HINGE 35X35 6 HOLES*	24 PZ	200 PZ
01.4410TE4000	**CERNIERA 40X40 FRES.TONDA OTT.6 FORI** / *ROUND BRASS HINGE 40X40 6 HOLES*	24 PZ	200 PZ
01.4410TE4001	**CERNIERA 40X40 FRES.TONDA BRONZO 6 FORI** / *ROUND BRONZED HINGE 40X40 6 HOLES*	24 PZ	200 PZ

ART. - ITEM
01.4453

Cerniera piana tutta tonda
Flat all-round hinge

Realizzata in profilato di ottone. Regolazione verticale dell'anta mediante l'asola.
Brass flat round hinde with slot for vertical setting.

DATI TECNICI/TECHNICAL DATA mm	
H	40
L	40



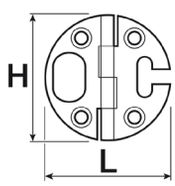

COD.	DESCRIZIONE / DESCRIPTION		
01.4453E04000	**CERNIERA ART.102 MM.40 OTTONE C/ASOLA** / *BRASS HINGE ART.102 MM.40 W/SLOT*	24 PZ	200 PZ
01.4453E04001	**CERNIERA ART.102 MM.40 BRONZATA C/ASOLA** / *BRONZED HINGE ART.102 MM.40 W/SLOT*	24 PZ	200 PZ
01.4453E04008	**CERNIERA ART.102 MM.40 NICHELATA C/ASOLA** / *NIKEL PLATED HINGE ART.102 MM.40 W/SLOT*	24 PZ	200 PZ

ART. - ITEM
01.4478

Cerniera piana
Flat hinge

Realizzata in profilato di ottone.
Flat brass hinge.

DATI TECNICI/TECHNICAL DATA mm	
H	30
L	47



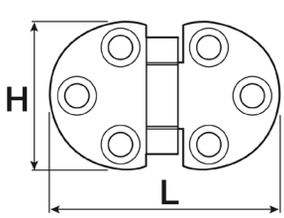

COD.	DESCRIZIONE / DESCRIPTION		
01.4478304702	**CERNIERA ART.112 30X47 OTTONE LUCIDO** / *BRASS HINGE ART.112 MM.30X47*	24 PZ	100 PZ

ART. - ITEM
01.4465

Cerniera sfilabile
Pull out hinge

Realizzata in profilato di ottone. Adatta per il montaggio di ante a sormonto.
Brass hinge for overlap doors.

DATI TECNICI/TECHNICAL DATA mm		
H	40	50
L	13,5	13,5



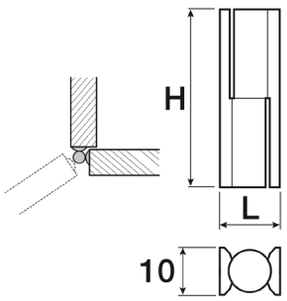

COD.	DESCRIZIONE / DESCRIPTION		
01.4465004002	**CERNIERA ART.294/40 OTTONE LUCIDO** / *BRASS HINGE ART.294 MM. 40*	25 PZ	100 PZ
01.4465005002	**CERNIERA ART.294/50 OTTONE LUCIDO** / *BRIGHT BRASS HINGE ART.294/50*	25 PZ	100 PZ

ART. - ITEM
01.4468

Cerniera con molla
Hinge with spring

Realizzata in profilato di ottone. La molla conferisce alla cerniera maggior resistenza sia in apertura sia in chiusura.
Brass hinge with spring. The spring gives to the hinge more strenght both for opening and closing.

DATI TECNICI/TECHNICAL DATA mm	
H	38
L	64



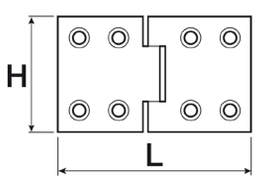

COD.	DESCRIZIONE / DESCRIPTION		
01.4468000007	**CERNIERA ART.313 OTTONE SATINATO C/MOLLA** / *SATIN BRASS HINGE ART.313 W/SPRING*	24 PZ	50 PZ
01.4468S00007	**CERNIERA ART.313 OTT.SATINATO SMUSSATA** / *ROUNDED MAT BRASS HINGE ART.313 W/SPRING*	24 PZ	50 PZ

ART. - ITEM
01.4416

Cerniera piana
Flat hinge

Cerniera adatta per ante in luce. Permette la regolazione dell'anta in verticalemediante le 2 viti. Realizzata in profilato di ottone.
Brass hinge for full inset doors with screws for vertical setting.

DATI TECNICI/TECHNICAL DATA mm	
H	50
L	40



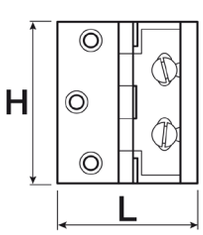

COD.	DESCRIZIONE / DESCRIPTION		
01.4416E50400	**CERNIERA ART.122 MM.50X40 C/0 OTTONE** / *BRASS HINGE ART.122 MM.50X40*	24 PZ	100 PZ
01.4416E50401	**CERNIERA ART.122 MM.50X40 C/0 BRONZO** / *BRONZED HINGE ART.122 50X40*	24 PZ	100 PZ

ART. - ITEM
01.4418

Cerniera doppio collo
Hinge for doors with rabbet

Cerniera adatta per ante in battuta. Permette la regolazione dell'anta in vertica le mediante le 2 viti. Realizzata in profilato di ottone.
Brass hinge for door with rabbet with screws for vertical settings.

DATI TECNICI/TECHNICAL DATA mm

H	50	50
B	13	8
L	40	40



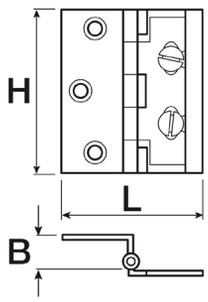

COD.	DESCRIZIONE / DESCRIPTION		
01.4418E50800	**CERNIERA ART.122 50X40 C/8 OTTONE** / *BRASS HINGE ART.122 MM.50X40 CRANK 8*	24 PZ	100 PZ
01.4418E50801	**CERNIERA ART.122 50X40 C/8 BRONZO** / *BRONZED HINGE ART.122 MM.50X40 CRANK 8*	24 PZ	100 PZ
01.4418E51301	**CERNIERA ART.122 50X40 C/13 BRONZO** / *BRONZED HINGE ART.122 MM.50X40 CRANK 13*	24 PZ	100 PZ
01.4418E51310	**CERNIERA ART.122 50X40 C/13 SMUSS.OTTONE** / *ROUNDED BRASS HINGE MM.50X40 CRANK 13*	24 PZ	100 PZ

ART. - ITEM
01.4417

Cerniera piana
Flat hinge

Cerniera adatta per ante in luce. Permette la regolazione dell'anta in verticale mediante la vite. Realizzata in profilato di ottone.
Brass hinge for full inset doors.Vertical door setting by the screw.

DATI TECNICI/TECHNICAL DATA mm

H	40
L	40



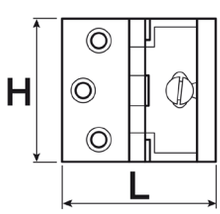

COD.	DESCRIZIONE / DESCRIPTION		
01.4417E40400	**CERNIERA ART.123 40X40 C/0 OTTONE** / *BRASS HINGE ART.123 MM.40X40*	24 PZ	100 PZ
01.4417E40411	**CERNIERA ART.123 40X40 C/0 SMUSS.BRONZO** / *ROUNDED BRONZED HINGE ART.123 MM.40X40*	24 PZ	100 PZ

ART. - ITEM
01.4419

Cerniera doppio collo
Hinge for doors with rabbet

Cerniera adatta per ante in battuta. Permette la regolazione dell'anta in vertica le mediante la vite. Realizzata in profilato di ottone.
Brass hinge for doors with rabbet with screw for vertical setting.

DATI TECNICI/TECHNICAL DATA mm

H	40
B	8
L	40



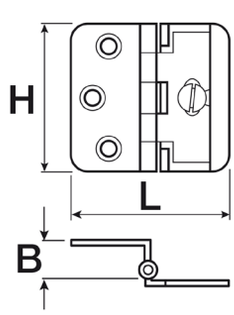

COD.	DESCRIZIONE / DESCRIPTION		
01.4419E40800	**CERNIERA ART.123 40X40 C/8 OTTONE** / *BRASS HINGE ART.123 MM.40X40 CRANK 8*	24 PZ	100 PZ

ART. - ITEM
01.4420

Cerniera piana
Flat hinge

Cerniera adatta per ante in luce. Permette la regolazione dell'anta in verticale mediante la vite. Realizzata in profilato di ottone.
Brass hinge for full inset doors. Door vertical setting by the screw.

DATI TECNICI/TECHNICAL DATA mm	
H	40
L	40



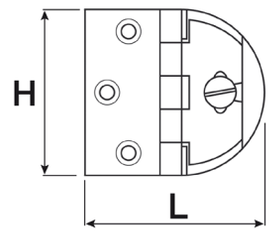

COD.	DESCRIZIONE / DESCRIPTION		
01.4420E00000	**CERNIERA ART.104 40X40 OTTONE** */ BRASS HINGE ART.104 MM.40X40*	24 PZ	150 PZ
01.4420E00010	**CERNIERA ART.104 40X40 BRONZO** */ BRONZED HINGE ART.104 MM.40X40*	24 PZ	150 PZ

ART. - ITEM
01.4420T

Cerniera piana
Flat hinge

Cerniera adatta per ante in luce. Permette la regolazione dell'anta in verticale mediante la vite. Realizzata in profilato di ottone.
Brass round flat hinge for full inset doors. Door vertical setting by the screw.

DATI TECNICI/TECHNICAL DATA mm	
H	40
L	40



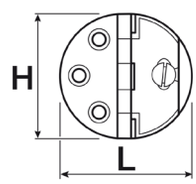

COD.	DESCRIZIONE / DESCRIPTION		
01.4420E00002	**CERNIERA ART.104 40X40 TUTTA TONDA OTTON** */ ROUND BRASS HINGE ART.104 MM.40X40*	24 PZ	150 PZ
01.4420E00012	**CERNIERA ART.104 40X40 TUTTA TONDA** */ ROUND BRONZED HINGE ART.104 MM.40X40*	24 PZ	150 PZ

ART. - ITEM
01.4421

Cerniera doppio collo
Hinge for doors with rabbet

Cerniera adatta per ante in battuta. Permette la regolazione dell'anta in vertica le mediante la vite. Realizzata in profilato di ottone.
Brass hinge for doors with rabbet. Door vertical setting by one screw.



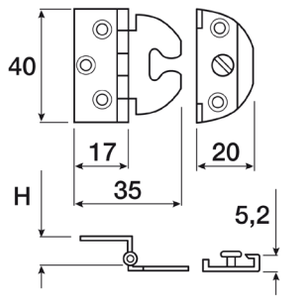

DATI TECNICI/TECHNICAL DATA mm

H	8 10 13

COD.	DESCRIZIONE / DESCRIPTION		
01.4421E00800	**CERNIERA ART.104 COLLO MM.8 OTTONE** / *BRASS HINGE ART.104 CRANK 8*	24 PZ	150 PZ
01.4421E00801	**CERNIERA ART.104 COLLO MM.8 BRONZO** / *BRONZED HINGE ART.104 CRANK 8*	24 PZ	150 PZ
01.4421E01000	**CERNIERA ART.104 COLLO MM.10 OTTONE** / *BRASS HINGE ART.104 CRANK 10*	24 PZ	100 PZ
01.4421E01001	**CERNIERA ART.104 COLLO MM.10 BRONZO** / *BRONZED HINGE ART.104 CRANK 10*	24 PZ	100 PZ
01.4421E01008	**CERNIERA ART.104 COLLO MM.10 NICHELATA** / *NICKEL PLATED HINGE ART.104 CRANK 10*	24 PZ	100 PZ
01.4421E01300	**CERNIERA ART.104 COLLO MM.13 OTTONE** / *BRASS HINGE ART.104 CRANK MM.13*	24 PZ	100 PZ
01.4421E01301	**CERNIERA ART.104 COLLO MM.13 BRONZO** / *BRONZED HINGE ART.104 CRANK 13*	24 PZ	100 PZ
01.4421E01308	**CERNIERA ART.104 COLLO MM.13 NICHELATA** / *NICKEL PLATED HINGE ART.104 CRANK 13*	24 PZ	100 PZ

ART. - ITEM
01.4424

Cerniera piana in Stile Impero
Empire style flat hinge

Cerniera adatta per ante in luce. Permette la regolazione dell'anta in verticalemediante la vite. Realizzata in profilato di ottone.
Brass Empire style flat hinge for full inset doors.Vertical door setting by the screw.



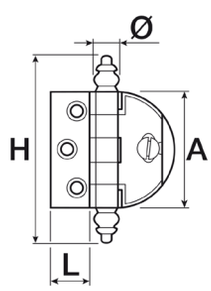

DATI TECNICI/TECHNICAL DATA mm

Ø	8
A	40
H	65
L	15

COD.	DESCRIZIONE / DESCRIPTION		
01.4424404000	**CERNIERA ART.16/A 40X40 OTTONE** / *FLAT BRASS HINGE ART.16/A MM.40X40*	24 PZ	100 PZ

ART. - ITEM
01.4430

Cerniera a spina fissa con fori
Hinge with fixed pin and holes

Cerniera disponibile in ferro grezzo, ferro zincato e ferro ottonato.
Raw, zinc plated or brassed hinge.

DATI TECNICI/TECHNICAL DATA mm

H	30	40	40	50	50	60	70	80	80
L	30	40	35	50	40	50	55	80	60



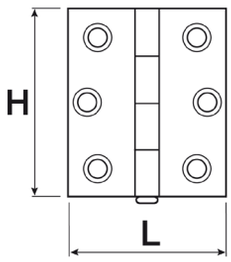

COD.	DESCRIZIONE / DESCRIPTION		
01.4430303000	**CERNIERA ART.120 MM.30X30 FERRO LUCIDO** / *RAW HINGE ART.120 MM.30X30*	24 PZ	100 PZ
01.4430303002	**CERNIERA ART.120 MM.30X30 FERRO OTTONATO** / *BRASSED HINGE ART.120 MM.30X30*	24 PZ	100 PZ
01.4430303009	**CERNIERA ART.120 MM.30X30 FERRO ZINCATO** / *ZINC PLATED HINGE ART.120 MM.30X30*	24 PZ	100 PZ
01.4430403500	**CERNIERA ART.120 MM.40X35 FERRO LUCIDO** / *RAW HINGE ART.120 MM.40X35*	24 PZ	100 PZ
01.4430403502	**CERNIERA ART.120 MM.40X35 FERRO OTTONATO** / *BRASSED HINGE ART.120 MM.40X35*	24 PZ	100 PZ
01.4430403509	**CERNIERA ART.120 MM.40X35 FERRO ZINCATO** / *ZINC PLATED HINGE ART.120 MM.40X35*	24 PZ	100 PZ
01.4430404000	**CERNIERA ART.120 MM.40X40 FERRO LUCIDO** / *RAW HINGE ART.120 MM.40X40*	24 PZ	100 PZ
01.4430404002	**CERNIERA ART.120 MM.40X40 FERRO OTTONATO** / *BRASSED HINGE ART.120 MM.40X40*	24 PZ	100 PZ
01.4430404009	**CERNIERA ART.120 MM.40X40 FERRO ZINCATO** / *ZINC PLATED HINGE ART.120 MM.40X40*	24 PZ	100 PZ
01.4430504000	**CERNIERA ART.120 MM.50X40 FERRO LUCIDO** / *RAW HINGE ART.120 MM.50X40*	24 PZ	100 PZ
01.4430504009	**CERNIERA ART.120 MM.50X40 FERRO ZINCATO** / *ZINC PLATED HINGE ART.120 MM.50X40*	24 PZ	100 PZ
01.4430505000	**CERNIERA ART.120 MM.50X50 FERRO LUCIDO** / *RAW HINGE ART.120 MM.50X50*	24 PZ	100 PZ
01.4430505002	**CERNIERA ART.120 MM.50X50 FERRO OTTONATO** / *BRASSED HINGE ART.120 MM.50X50*	24 PZ	100 PZ
01.4430605000	**CERNIERA ART.120 MM.60X50 FERRO LUCIDO** / *RAW HINGE ART.120 MM.60X50*	24 PZ	100 PZ
01.4430605002	**CERNIERA ART.120 MM.60X50 FERRO OTTONATO** / *BRASSED HINGE ART.120 MM.60X50*	24 PZ	100 PZ
01.4430605009	**CERNIERA ART.120 MM.60X50 FERRO ZINCATO** / *ZINC PLATED HINGE MM.60X50*	24 PZ	100 PZ
01.4430705500	**CERNIERA ART.120 MM.70X55 FERRO LUCIDO** / *RAW HINGE ART.120 MM.70X55*	24 PZ	100 PZ
01.4430705502	**CERNIERA ART.120 MM.70X55 FERRO OTTONATO** / *BRASSED HINGE ART.120 MM.70X55*	24 PZ	100 PZ
01.4430705509	**CERNIERA ART.120 MM.70X55 FERRO ZINCATO** / *ZINC PLATED HINGE ART.120 MM.70X55*	24 PZ	100 PZ
01.4430806000	**CERNIERA ART.120 MM.80X60 FERRO LUCIDO** / *ZINC PLATED HINGE ART.4120 MM.80X60*	24 PZ	100 PZ
01.4430806009	**CERNIERA ART.120 MM.80X60 FERRO ZINCATO** / *ZINC PLATED HINGE ART.4120 MM.80X60*	24 PZ	100 PZ
01.4430808002	**CERNIERA ART.120 MM.80X80 FERRO OTTONATO** / *BRASSED HINGE ART.120 MM.80X80*	24 PZ	100 PZ

ART. - ITEM
01.4432

Cerniera a spina fissa tipo stretto con fori
Hinge with fixed pin and holes narrow type

Cerniera tipo stretto con fori.
Hinge with holes, narrow type.

DATI TECNICI/TECHNICAL DATA mm					
H	25	30	40	50	60
L	22	22	25	30	31



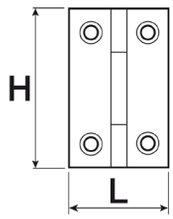

COD.	DESCRIZIONE / DESCRIPTION		
01.4432252209	**CERNIERA ART.120/A MM.25X22 F.ZINCATO** / *ZINC PLATED HINGE ART.120/A MM.25X22*	24 PZ	100 PZ
01.4432302200	**CERNIERA ART.120/A MM.30X20 F.LUCIDO** / *RAW HINGE ART.120/A MM.30X20*	24 PZ	100 PZ
01.4432402500	**CERNIERA ART.120/A MM.40X25 F.LUCIDO** / *RAW HINGE ART.120/A MM.40X25*	24 PZ	100 PZ
01.4432402509	**CERNIERA ART.120/A MM.40X25 F.ZINCATO** / *ZINC PLATED HINGE ART.120/A MM.40X25*	24 PZ	100 PZ
01.4432503000	**CERNIERA ART.120/A MM.50X30 F.LUCIDO** / *RAW HINGE ART.120/A MM.50X30*	24 PZ	100 PZ
01.4432603100	**CERNIERA ART.120/A MM.60X30 F.LUCIDO** / *RAW HINGE ART.120/A MM.60X31*	24 PZ	100 PZ

ART. - ITEM
01.4434

Cerniera a spina levare
Loose pin hinge

Cerniera con pomolini.
Hinge with knobs.

DATI TECNICI/TECHNICAL DATA mm							
H	30	40	40	50	50	60	70
L	30	40	35	50	40	50	55



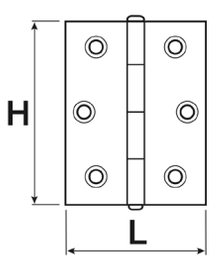

COD.	DESCRIZIONE / DESCRIPTION		
01.4434303002	**CERNIERA ART.121 MM.30X30 FERRO OTTONATA** / *BRASSED HINGE ART.121 30X30*	24 PZ	100 PZ
01.4434403502	**CERNIERA ART.121 MM.40X35 FERRO OTTONATA** / *BRASSED HINGE ART.121 40X35*	24 PZ	100 PZ
01.4434404002	**CERNIERA ART.121 MM.40X40 FERRO OTTONA** / *BRASSED HINGE ART.121 40X40*	24 PZ	100 PZ
01.4434504002	**CERNIERA ART.121 MM.50X40 FERRO OTTONATO** / *BRASSED HINGE ART.121 MM.50X40*	24 PZ	100 PZ
01.4434505002	**CERNIERA ART.121 MM.50X50 FERRO OTTONA** / *BRASSED HINGE ART.121 50X50*	24 PZ	100 PZ
01.4434605002	**CERNIERA ART.121 MM.60X50 FERRO OTTONATO** / *BRASSED HINGE ART.121 60X50*	24 PZ	100 PZ
01.4434705502	**CERNIERA ART.121 MM.70X55 FERRO OTTONATO** / *BRASSED HINGE ART.121 70X55*	24 PZ	100 PZ

ART. - ITEM
01.4438

Cerniera per cofanetti
Hinge for casket

Cerniera per cofanetti.
Hinge for casket.

DATI TECNICI/TECHNICAL DATA mm

H	20	20	25	25	30
L	20	13	15	13	20



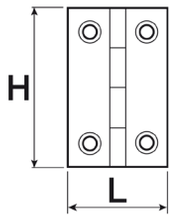

COD.	DESCRIZIONE / DESCRIPTION		
01.4438132002	**CERNIERA ART.381 MM.13X20 FERRO OTTONA** / *BRASSED HINGE ART.381 MM.13X20*	100 PZ	1000 PZ
01.4438132502	**CERNIERA ART.381 MM.13X25 FERRO OTTONA** / *BRASSED HINGE ART.381 MM.13X25*	100 PZ	1000 PZ
01.4438152502	**CERNIERA ART.381 MM.15X25 FERRO OTTONATA** / *BRASSED HINGE ART.381 MM.15X25*	100 PZ	500 PZ
01.4438202002	**CERNIERA ART.381 MM.20X20 FERRO OTTONATO** / *BRASSED HINGE ART.381 MM.20X20*	100 PZ	500 PZ
01.4438203002	**CERNIERA ART.381 MM.20X30 FERRO OTTONATO** / *BRASSED HINGE ART.381 MM.20X30*	100 PZ	500 PZ

ART. - ITEM
01.4444

Cerniera a spina fissa
Fixed pin hinge

Cerniera tipo lungo.
Long type hinge.

DATI TECNICI/TECHNICAL DATA mm

H	25	25	25	25	25	25	29	30
L	100	120	40	80	60	50	160	140



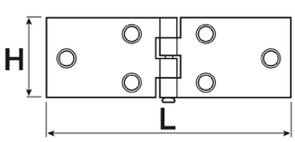

COD.	DESCRIZIONE / DESCRIPTION	
01.4444004000	**CERNIERA ART.254 MM.40 LUNGA F.L.** / *RAW HINGE ART.254 MM.40*	24 PZ
01.4444005000	**CERNIERA ART.254 MM.50 LUNGA F.L.** / *RAW HINGE ART.254 MM.50*	24 PZ
01.4444005009	**CERNIERA ART.254 MM.50 LUNGA F.ZINCATO** / *ZINC PLATED HINGE ART.254 MM.50*	24 PZ
01.4444006000	**CERNIERA ART.254 MM.60 LUNGA F.L.** / *RAW HINGE ART.254 MM.60*	24 PZ
01.4444008000	**CERNIERA ART.254 MM.80 LUNGA F.L.** / *RAW HINGE ART.254 MM.80*	24 PZ
01.4444010000	**CERNIERA ART.254 MM.100 LUNGA F.L.** / *RAW HINGE ART.254 MM.100*	24 PZ
01.4444012000	**CERNIERA ART.254 MM.120 LUNGA F.L.** / *RAW HINGE ART.254 MM.120*	24 PZ
01.4444014009	**CERNIERA ART.254 MM.140 LUNGA F.ZINCATO** / *ZINC PLATED HINGE ART.254 MM.140*	24 PZ
01.4444016009	**CERNIERA ART.254 MM.160 LUNGA F.ZINCATO** / *ZINC PLATED HINGE ART.254 MM.160*	24 PZ

ART. - ITEM
01.4550

Cerniera a metraggio senza bordo
Hinge without edge in bars

La cerniera può essere fornita con taglio a misura per quantitativi multipli di 50 pezzi.
The hinge can be supplied in different lenght for minimum 50 pcs or multiple.

DATI TECNICI/TECHNICAL DATA mm	
H	32
L	3500



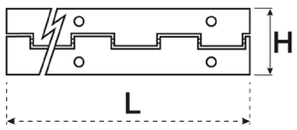

COD.	DESCRIZIONE / DESCRIPTION	
01.4550V03202	**VERGA CERNIERA A MT.32X07 S/BORDO OTTON.** */ BRASSED HINGE MM.32X07 IN BAR*	1 PZ
01.4550V03203	**VERGA CERNIERA A MT.32X07 S/BORDO BRUN.** */ BLACK HINGE MM.32X07 IN BAR*	1 PZ

ART. - ITEM
01.4552

Cerniera a metraggio con bordo
Hinge with edge in bars

La cerniera può essere fornita con taglio a misura per quantitativi multipli di 50 pezzi.
The hinge can be supplied in different lenght for minimum 50 pcs or multiple.

DATI TECNICI/TECHNICAL DATA mm	
H	32
L	3500



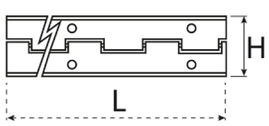

COD.	DESCRIZIONE / DESCRIPTION	
01.45520V03202	**VERGA CERNIERA A MT.32X07 C/BORDO OTTON.** */ BRASSED HINGE W/BORD MM.32X07 IN BARS*	1 PZ
01.45520V03203	**VERGA CERNIERA A MT.32X07 BRUN.C/BORDO** */ BLACK HINGE WITH BORD 32X07 IN BARS*	1 PZ

ART. - ITEM
01.4466

Cerniera per paravento
Hinge for folding screen

Orientabile in entrambi le direzioni.
Adjustable in both directions.

DATI TECNICI/TECHNICAL DATA mm				
H	40	50	60	70
L	20	25	30	35



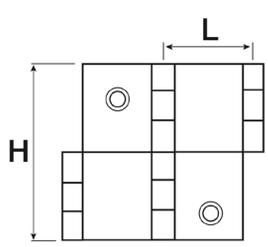

COD.	DESCRIZIONE / DESCRIPTION	
01.4466402002	**CERNIERA 40X20 F.OTT.PARAVENTO** */ BRASSED HINGE ART.775 MM.40X20*	12 PZ
01.4466502502	**CERNIERA 50X25 F.OTT.PARAVENTO** */ BRASSED HINGE ART.775 MM.50X25*	12 PZ
01.4466603002	**CERNIERA 60X30 F.OTT.PARAVENTO** */ BRASSED HINGE ART.775 MM.60X30*	12 PZ
01.4466703502	**CERNIERA 70X35 F.OTT.PARAVENTO** */ BRASSED HINGE ART.775 MM.70X35*	12 PZ

ART. - ITEM
01.3419

Cerniera invisibile doppio effetto
Invisible hinge double action

Cerniera invisibile adatta al montaggio su armadi con ante in battuta.Il particolare montaggio di testa sullo spessore dell'anta stessa, rende la cerniera invisibile sia con anta chiusa sia con anta aperta. E' costruita in ottone, con un angolo di apertura teorico di 95°. Regolabile sia in verticale per mezzo di una cava ovale, sia in orizzontale attraverso due grani di pressione.
Invisible hinge suitable for furniture with doors with rabbet. The particular mounting on the door thickness makes this hinge invisible both with open or closed door.It is made of brass, with opening angle 95°. Door veritcal setting by oval hole. Door orizontal setting by two dowels.



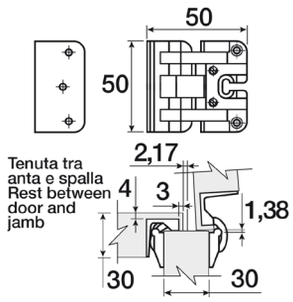

COD.	DESCRIZIONE / DESCRIPTION	
01.3419000002	**CERNIERA ART.19 MM.50 INVIS.DOPPIO EFF** / *INVISIBLE HINGE DOUBLE ACTION ART.19*	24 PZ

ART. - ITEM
01.4500

Cerniera invisibile in ottone
Brass concealed hinge

Utilizzabile sia per ante in battuta sia in luce. Indicata anche per tavoli con allunghe pieghevoli.
Suitable for doors with rabbet or for full inset doors. Suitable also for table with folding extensions.

DATI TECNICI/TECHNICAL DATA mm

Ø	10	12	14	16	18
H	11	13,5	15,5	16,5	17,5
L	6	6	8	8	8,5



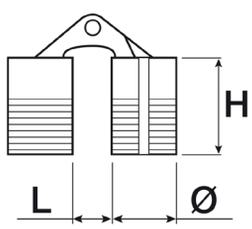

COD.	DESCRIZIONE / DESCRIPTION		
01.4500001000	**CERNIERA OTTONE INVISIBILE DIAM. MM.10** / *INVISIBLE BRASS HINGE Ø10MM*	24 PZ	100 PZ
01.4500001200	**CERNIERA OTTONE INVISIBILE DIAM. MM.12** / *INVISIBLE BRASS HINGE Ø12MM*	24 PZ	100 PZ
01.4500001400	**CERNIERA OTTONE INVISIBILE DIAM. MM.14** / *INVISIBLE BRASS HINGE Ø14MM*	24 PZ	50 PZ
01.4500001600	**CERNIERA OTTONE INVISIBILE DIAM. MM.16** / *INVISIBLE BRASS HINGE Ø16MM*	24 PZ	50 PZ
01.4500001800	**CERNIERA OTTONE INVISIBILE DIAM. MM.18** / *INVISIBLE BRASS HINGE Ø18MM*	12 PZ	30 PZ

ART. - ITEM
01.4502

Cerniera invisibile in plastica e acciaio
Plastic and steel concealed hinge

Utilizzabile sia per ante in battuta sia in luce. Indicata anche per tavoli con allunghe pieghevoli.
Suitable for doors with rabbet or for full inset doors. Suitable also for table with folding extensions.

DATI TECNICI/TECHNICAL DATA mm		
Ø	12	14
H	18	20
L	7	9



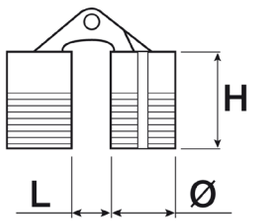

COD.	DESCRIZIONE / DESCRIPTION	
01.4502001242	**CERNIERA MM.12 PLASTICA INVIS. MONT.** / *INVISIBLE PLASTIC HINGE 12MM.*	24 PZ
01.4502001442	**CERNIERA MM.14 PLASTICA INVIS. MONT.** / *INVISIBLE PLASTIC HINGE 14MM.*	24 PZ

ART. - ITEM
01.4510

Cerniera invisibile in plastica e acciaio
Plastic and steel concealed hinge

Utilizzabile sia per ante in battuta sia in luce. Indicata anche per tavoli con allunghe pieghevoli.
Suitable for doors with rabbet or for full inset doors. Suitable also for table with folding extensions.

DATI TECNICI/TECHNICAL DATA mm	
H	33
L1	11
L2	8



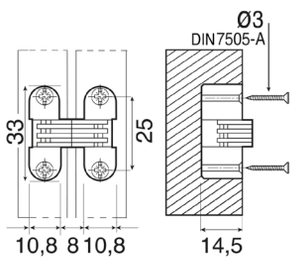

COD.	DESCRIZIONE / DESCRIPTION		
01.4510000040	**CERNIERA ART.495 MM.33X11 PLAST.BIANCA** / *WHITE PLASTIC HINGE MM 33X11 ART. 495*	24 PZ	50 PZ
01.4510000042	**CERNIERA ART.495 MM.33X11 PLAST.MARRONE** / *BROWN PLASTIC HINGE MM 33X11 ART. 495*	24 PZ	50 PZ

ART. - ITEM
01.4512

Cerniera invisibile in plastica e acciaio
Plastic and steel concealed hinge

Utilizzabile sia per ante in battuta sia in luce. Indicata anche per tavoli con allunghe pieghevoli.
Suitable for doors with rabbet or for full inset doors. Suitable also for table with folding extensions.



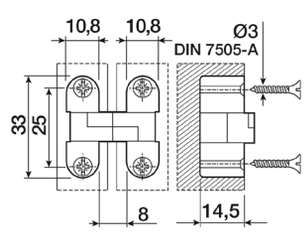

COD.	DESCRIZIONE / DESCRIPTION	
01.4512000001	**CERNIERA ART.2025 INV.ACC/BRZ NYLON** / *INVISIBLE BROWN-BRONZE HINGE ART.2025*	20 PZ
01.4512000009	**CERNIERA ART.2025 INV.ACC/NIK NYL/BIANCO** / *WHITE-NICKEL INVISIBLE HINGE ART.2025*	20 PZ

ART. - ITEM
01.4522

Cerniera invisibile in acciaio
Steel concealed hinge

Utilizzabile sia per ante in battuta sia in luce. Indicata anche per tavoli con allunghe pieghevoli.
Suitable for doors with rabbet or for full inset doors. Suitable also for table with folding extensions.



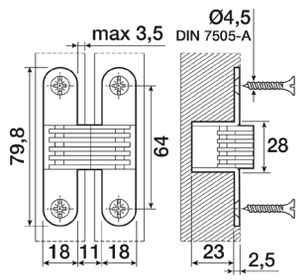

COD.	DESCRIZIONE / DESCRIPTION	
01.4522000001	**CERNIERA ART.501 INVISIBILE BRONZO** / *INVISIBLE BRONZED HINGE ART.501*	20 PZ
01.4522000002	**CERNIERA ART.501 INVISIBILE ACC.OTTONATO** / *INVISIBLE BRASSED HINGE ART.501*	20 PZ

ART. - ITEM
01.4524

Cerniera invisibile in acciaio
Steel concealed hinge

Utilizzabile sia per ante in battuta sia in luce. Indicata anche per tavoli con allunghe pieghevoli.
Suitable for doors with rabbet or for full inset doors. Suitable also for table with folding extensions.

DATI TECNICI/TECHNICAL DATA mm	
H	65
L1	13
L2	9



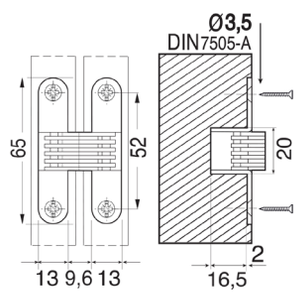

COD.	DESCRIZIONE / DESCRIPTION	
01.4524000001	**CERNIERA ART.502 INVISIBILE ACC.BRONZATO** / *INVISIBLE BRONZED HINGE ART.502*	20 PZ
01.4524000002	**CERNIERA ART.502 INVISIBILE ACC.OTTONATO** / *INVISIBLE BRASSED HINGE ART.502*	20 PZ
01.4524000008	**CERNIERA ART.502 INVISIBILE ACC.NICHEL.** / *INVISIBLE NICKEL PLATED HINGE ART.502*	20 PZ

ART. - ITEM
01.4525

Cerniera invisibile in acciaio
Steel concealed hinge

Utilizzabile sia per ante in battuta sia in luce. Indicata anche per tavoli con allunghe pieghevoli.
Suitable for doors with rabbet or for full inset doors. Suitable also for table with folding extensions.



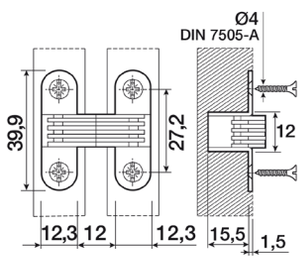

COD.	DESCRIZIONE / DESCRIPTION	
01.4525000001	**CERNIERA ART.497 INVISIBILE ACC.BRONZATO** / *INVISIBLE BRONZED HINGE ART.497*	20 PZ
01.4525000002	**CERNIERA ART.497 INVISIBILE ACC.OTTONATO** / *INVISIBLE BRASSED HINGE ART.497*	20 PZ
01.4525000010	**CERNIERA ART.497 INVISIBILE ACC.NICHEL.** / *INVISIBLE NICKEL PLATED HINGE ART.497*	20 PZ

ART. - ITEM
01.4526

Cerniera invisibile in acciaio
Steel concealed hinge

Utilizzabile sia per ante in battuta sia in luce. Indicata anche per tavoli con allunghe pieghevoli.
Suitable for doors with rabbet or for full inset doors. Suitable also for table with folding extensions.



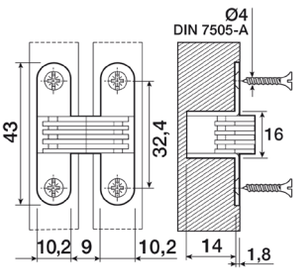

COD.	DESCRIZIONE / DESCRIPTION	
01.4526000002	**CERNIERA ART.503 INVISIBILE ACC.OTTONATO** / *INVISIBLE BRASSED HINGE ART.503*	20 PZ
01.4526000008	**CERNIERA ART.503 INVISIBILE ACC.NICHEL.** / *INVISIBLE NICKEL PLATED HINGE ART. 503*	20 PZ

ART. - ITEM
01.4527

Cerniera invisibile in zama e ottone
Die cast and brass concealed hinge

Utilizzabile sia per ante in battuta sia in luce. Indicata anche per tavoli con allunghe pieghevoli.
Suitable for doors with rabbet or for full inset doors. Suitable also for table with folding extensions.



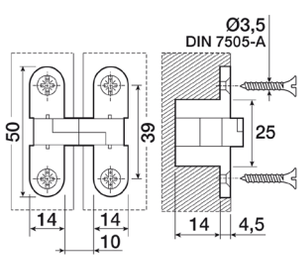

COD.	DESCRIZIONE / DESCRIPTION	
01.4527000001	**CERNIERA ART.828 INV.ZAMA E OTT.BRONZ.** / *BRONZED INVISIBLE HINGE ART.828*	20 PZ
01.4527000002	**CERNIERA ART.828 INV.ZAMA E OTT.OTTON.** / *BRASSED INVISIBLE HINGE ART.828*	20 PZ
01.4527000008	**CERNIERA ART.828 INV.ZAMA E OTT.NICHEL.** / *NICKEL PLATED INVISIBLE HINGE ART.828*	20 PZ

ART. - ITEM
01.4528

Cerniera invisibile per porta
Concealed hinge for door

Realizzata in acciaio inox e nylon. La portata per una coppia di cerniere è di 40 Kg.
Stainless steel and nylon hinge. One pair capacity is 40 kg.

DATI TECNICI/TECHNICAL DATA mm	
H	89
L1	25
L2	12



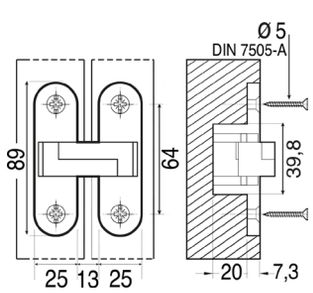

COD.	DESCRIZIONE / DESCRIPTION	
01.4528000008	**CERNIERA ART.2010 INVISIBILE ACC.INOX** / *INVISIBLE STAINLESS STEEL HINGE ART.2010*	20 PZ

ART. - ITEM
01.4529

Cerniera invisibile per porta
Concealed hinge for door

Realizzata in acciaio e nylon. La portata per una coppia di cerniere è di 35 Kg.
Stainless steel and nylon hinge. One pair capacity is 35 kg.



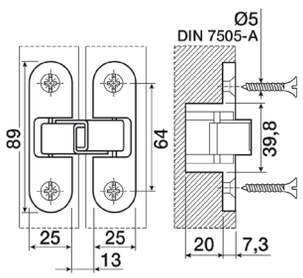

COD.	DESCRIZIONE / DESCRIPTION	
01.4529000002	**CERNIERA ART.2015 INVISIBILE ACC.OTTON.** */ INVISIBLE BRASSED HINGE ART.2015*	20 PZ
01.4529000008	**CERNIERA ART.2015 INVISIBILE ACC.NICHEL.** */ INVISIBLE NICKEL PLATED HINGE ART.2015*	20 PZ

ART. - ITEM
01.4530

Cerniera invisibile (brevetto SEPA)
Concealed hinge (SEPA patented)

Cerniera per pannelli con spessore a partire da 24 mm. Realizzata in ottone. Apertura: 180°.
Brass hinge for panels with 24 mm minimum thickness. Opening: 180°.

DATI TECNICI/TECHNICAL DATA mm			
H	41	52	88
L	45	45	45
L1	18	18	18



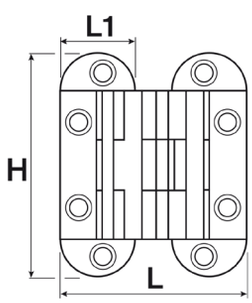

COD.	DESCRIZIONE / DESCRIPTION	
01.4530234100	**CERNIERA ART.23/41-45 OTTONE A FISARM.** */ BRASSED HINGE ART.23/41-45*	20 PZ
01.4530345200	**CERNIERA ART.34/52-45 OTTONE A FISARM.** */ BRASSED HINGE ART. 34/52-45*	20 PZ
01.4530708800	**CERNIERA ART.70/88-45 OTTONE A FISARM.** */ BRASSED HINGE ART.70/88-45*	20 PZ

ART. - ITEM
01.4535

Cerniera invisibile regolabile
Adjustable concealed hinge

Cerniera invisibile regolabile in 3 dimensioni con un unico utensile. Realizzata in zama e fibra di vetro. Adatta per ante con spessore minimo 18mm. Mini invasiva: profondità solo 15mm.
3D invisible hinge adjustable with one tool.Manufactured in zamak and fibreglass. Suitable for doors of minimun thickness 18mm. Mini-invasive: only 15mm deep.



COD.	DESCRIZIONE / DESCRIPTION		
01.4535000039	**CERNIERA INVISIBILE REG. ART.929 ARGENTO** / *SILVER INVISIBLE ADJUSTABLE HINGE*	2 PZ	20 PZ
01.4535000041	**CERNIERA INVISIBILE REG.VERN.NERO OPACO** / *MAT BLACK INVISIBLE ADJUSTABLE HINGE*	2 PZ	20 PZ

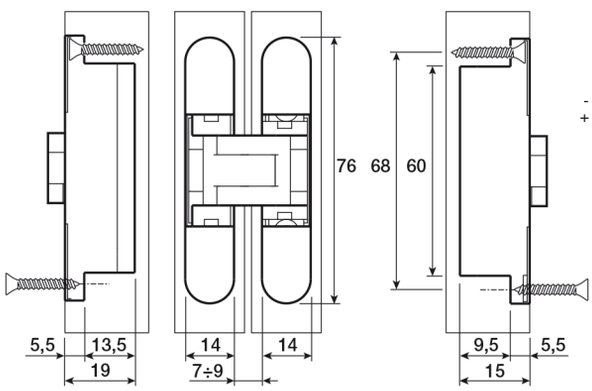

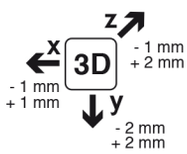

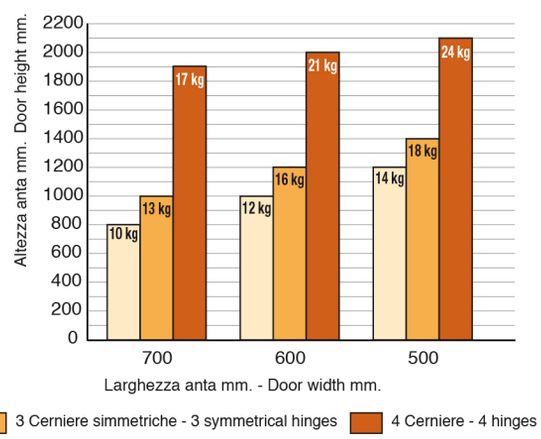

ART. - ITEM
01.4533

Cerniera invisibile per porte
Concealed hinge for door

Cerniera per mobili regolabile su tre assi. Regolazione orizzontale ±1.5 mm, regolazione verticale ±1.5 mm e regolazione della profondità ±1.0 mm. Spessore minimo anta: 18 mm.
Adjustable door hinge. Horizontal adjustment ±1.5 mm, vertical adjustment ±1.5 mm, deep adjustment ±1.0 mm. Door minimum thickness: 18 mm.



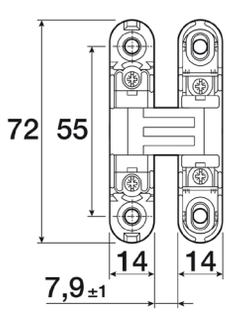

COD.	DESCRIZIONE / DESCRIPTION		
01.4533001853	**CERNIERA ART.K6100 MM.18 CROMO SAT.** / *SATIN CHROME HINGE ART.K6100 MM.18*	2 PZ	30 PZ

ART. - ITEM
01.FK6200

Cerniera invisibile per porte
Concealed doors hinge

Cerniera a 5 fulcri regolabile su tre assi. Regolazione orizzontale ±1.0 mm, regolazione verticale ±1.0 mm e regolazione della profondità ±1.0 mm. Per ante da 600/900 X 2100 mm. Spessore minimo: 32 mm.
Adjustable hinge 5 fulcrums.Horizontal adjustment ±1.0 mm, vertical adjustment ±1.0 mm and depth adjustment ±1.0 mm. For panels 600/900 mm x 2100 mm. Minimum door thickness: 32 mm.



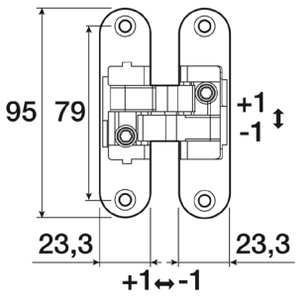

COD.	DESCRIZIONE / DESCRIPTION		
01.K620000302	**CERNIERA ART.6200 DX/SX ORO LUCIDO** / *BRASSED HINGE ART.6200*	9 PZ	27 PZ
01.K620000308	**CERNIERA ART.6200 DX/SX CROMATO SATIN.** / *SATIN CHROME HINGE ART.6200*	9 PZ	27 PZ

ART. - ITEM
01.4532

Cerniera per ribalta
Hinge for drop-leaf table

Indicata per tavoli con allunghe pieghevoli.
Hinge for tables with folding extensions.

DATI TECNICI/TECHNICAL DATA mm		
H	48	54
L	85	85
⇕	22	19



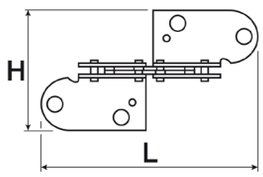

COD.	DESCRIZIONE / DESCRIPTION		
01.4532001906	**CERNIERA PER RIBALTA MM.19** / *HINGE FOR TABLE MM.19*	24 PZ	100 PZ
01.4532002206	**CERNIERA PER RIBALTA MM.22** / *HINGE FOR TABLE MM.22*	24 PZ	100 PZ

ART. - ITEM
01.4542

Cerniera per gamba tavolo
Hinge for table leg

Cerniera che permette la realizzazione di tavoli con gambe pieghevoli.
Hinge for table with folding legs.

DATI TECNICI/TECHNICAL DATA mm	
H	65
L	65



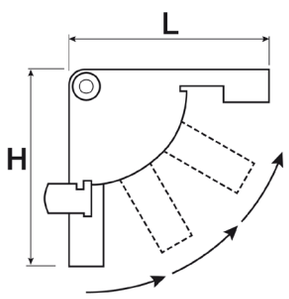

COD.	DESCRIZIONE / DESCRIPTION		
01.4542000009	**CERNIERA ART.64290919 ACCIAIO ZINCATO** / *ZINC PLATED TABLE LEG HINGE ART.64290919*	10 CP	50 CP

ART. - ITEM
01.4546

Cerniera a molla doppia azione
Spring hinge double action

Cerniera tipo Bommer che permette l'apertura di porte modello saloon.
Hinge, Bommer style, permits doors open it either direction and automatically return to close position.

DATI TECNICI/TECHNICAL DATA mm		
Ø	22	22
H	122	97
H1	100	75
L	28	22
L1	30	29



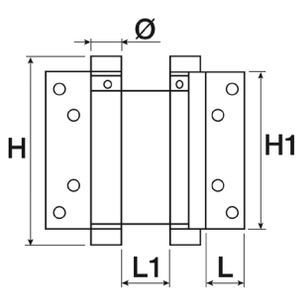

COD.	DESCRIZIONE / DESCRIPTION	
01.4546007501	**CERNIERA BOMMER DOP.AZ.29/75 BR.** / *BRONZED HINGE BOMMER DOUBLE ACTION 29/75*	1 CP
01.4546007502	**CERNIERA BOMMER DOP.AZ.29/75 OTT.** / *BRASSED HINGE BOMMER DOUBLE ACTION 29/75*	1 CP
01.4546007508	**CERNIERA BOMMER DOP.AZ.29/75 NICH.** / *NICKEL PL.HINGE BOMMER DOUBLE ACT.29/75*	1 CP
01.4546010001	**CERNIERA BOMMER DOP.AZ.30/100 BR.** / *BRONZED HINGE BOMMER DOUBLE ACT.30/100*	1 CP
01.4546010002	**CERNIERA BOMMER DOP.AZ.30/100 OTT.** / *BRASSED HINGE BOMMER DOUBLE ACT.30/100*	1 CP
01.4546010008	**CERNIERA BOMMER DOP.AZ.30/100 NICHEL** / *NICKEL PL.HINGE BOMMER DUOBLE ACT.30/100*	1 CP

ART. - ITEM
01.4556

Cerniera per panca con molla
Hinge with spring for bench

Cerniera per panca con molla.
Suitable for bench opening.



COD.	DESCRIZIONE / DESCRIPTION		
01.4556000040	**CERNIERA BIANCA PER PANCA CON MOLLA** / *WHITE BENCH HINGE WITH SPRING*	1 CP	50 CP

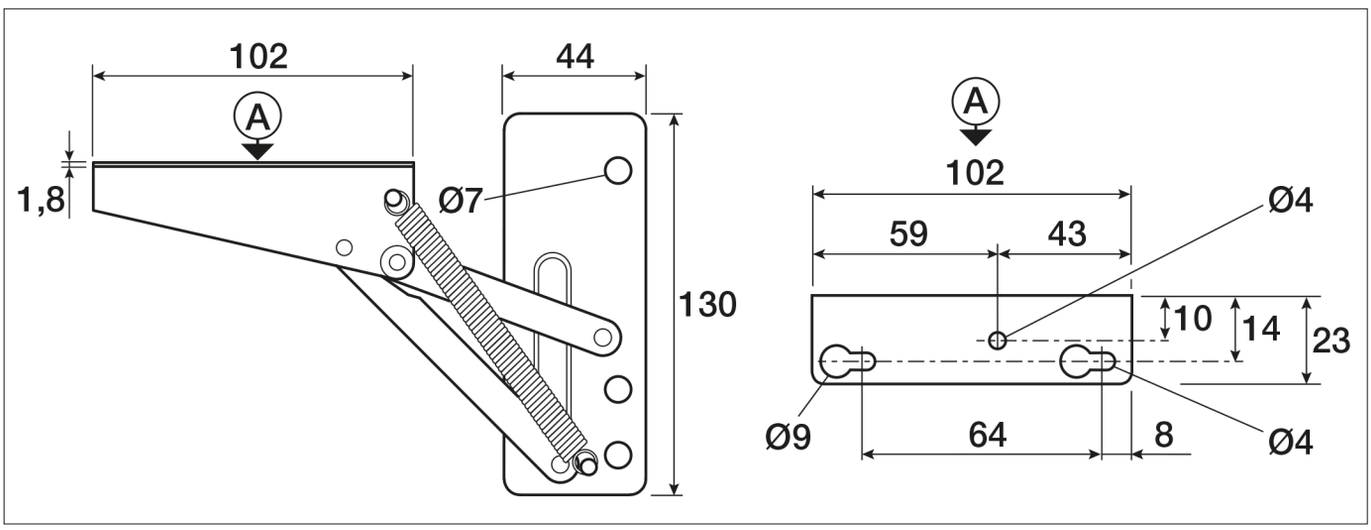

ART. - ITEM
01.4622

Cerniera per antine in vetro
Hinge for glass doors

Cerniera utilizzabile per antine in luce.
Suitable for full inset doors.

DATI TECNICI/TECHNICAL DATA mm	
Ø	9
H	15
L	40
P	7
S	8



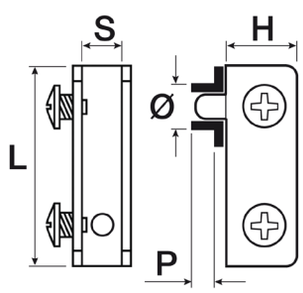

COD.	DESCRIZIONE / DESCRIPTION		
01.4622000003	**CERNIERA ART.0505 NERA** / *BLACK HINGE ART.0505*	25 CP	100 CP
01.4622000010	**CERNIERA ART.0505 CROMATA** / *CHROMED PLATED HINGE ART. 0505*	25 CP	100 CP

ART. - ITEM
01.4642

Cerniera per antine in vetro
Hinge for glass doors

Cerniera con chiusura a scatto per antine in luce. Fornita con euroviti per il fissaggio al fianco del mobile.
Snap closing hinge for full inset doors. With euro screw.

DATI TECNICI/TECHNICAL DATA mm	
H	65
A	16
L3	20
L1	35
L2	40



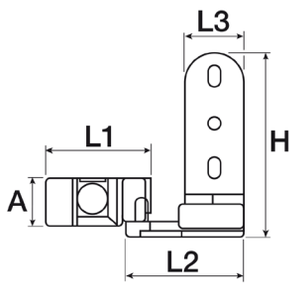

COD.	DESCRIZIONE / DESCRIPTION		
01.4642000E03	**CERNIERA C/SC.+EUROVITI FIN.NERA** / *BLACK HINGE W/EUROSCREWS*	24 CP	100 CP

ART. - ITEM
01.4680

Cerniera per antine in vetro
Hinge for glass doors

Cerniera con scatto per antine in luce.
Snap hinge for full inset doors.

DATI TECNICI/TECHNICAL DATA mm	
H	47
L	42
S	7



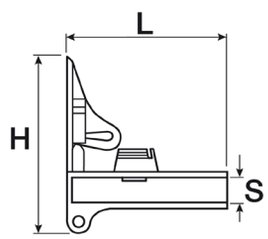

COD.	DESCRIZIONE / DESCRIPTION		
01.4680000010	**CERNIERA CROMATA PER ANTINE IN VETRO** / *CHROMED HINGE FOR GLASS DOORS*	25 CP	100 CP

ART. - ITEM
01.4684

Cerniera per antine in vetro
Hinge for glass doors

Cerniera con scatto per antine a sormonto.
Snap hinge for doors with rabbet.

DATI TECNICI/TECHNICAL DATA mm	
H	48
H1	31
L	43
S	7



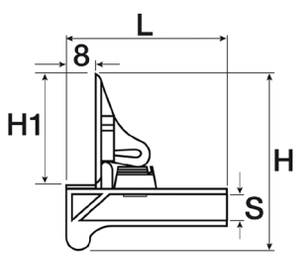

COD.	DESCRIZIONE / DESCRIPTION		
01.4684000002	**CERNIERA ART.0240 ZANCATA OTTONATA** / *BRASSED HINGE FOR GLASS DOORS ART.0240*	25 CP	100 CP
01.4684000010	**CERNIERA ART.0240 ZANCATA CROMATA** / *CHROMED HINGE FOR GLASS DOORS ART.0240*	25 CP	100 CP

ART. - ITEM
01.4690

Cerniera per ante in vetro
Hinge for glass doors.

Cerniera per ante in luce. Per il montaggio è necessario effettuare 2 fori nel vetro:a) il foro per la vite di fissaggio diam.11, il foro per lo snodo della cerniera diam.24.
Hinge for full inset doors. For mounting you need two holes in the glass: hole for the fixing-screw diam.11, hole for the hinge joint diam.24.



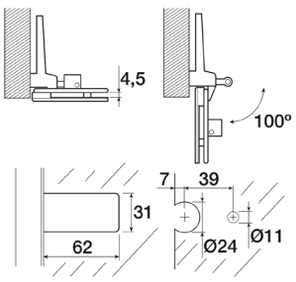

DATI TECNICI/TECHNICAL DATA mm	
H1	30
L1	62
L2	60

COD.	DESCRIZIONE / DESCRIPTION	
01.4690000010	**CERNIERA ART.1024 CROMO LUCIDO** / *BRIGHT CHROMED HINGE ART.1024*	20 PZ

ART. - ITEM
01.4692

Cerniera per ante in vetro
Hinge for glass doors.

Cerniera per ante in luce. Per il montaggio è necessario effettuare 2 fori nel vetro:a) il foro per la vite di fissaggio diam.11, il foro per lo snodo della cerniera diam.23.
Hinge for full inset doors. For mounting you need to make two holes in the glass: the hole for the fixing-screw diam.11, the hole for the hinge joint diam.23.



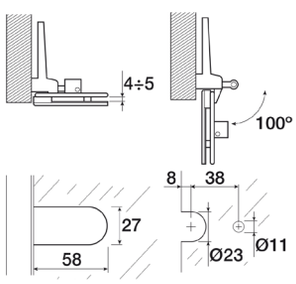

DATI TECNICI/TECHNICAL DATA mm	
H1	30
L1	62
L2	60

COD.	DESCRIZIONE / DESCRIPTION	
01.4692000010	**CERNIERA ART.1027 CROMO LUCIDO** / *CHROMED HINGE ART.1027*	20 PZ

ART. - ITEM
01.4691

Base per cerniera
Plate for hinge

Base in linea per gli art.01.4690 e 01.4692.
Plate for hinges 01.4690 and 01.4692.

DATI TECNICI/TECHNICAL DATA mm	
H	16
L	47



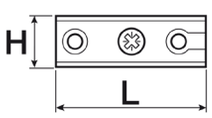

COD.	DESCRIZIONE / DESCRIPTION	
01.4691000000	**BASETTA ART.AH/2** / *MOUNTING PLATE ART.AH/2*	20 PZ

ART. - ITEM
01.4660

Contropiastra per vetri
Glass counterplate

Contropiastra che viene utilizzata sia come maniglia per le antine in vetro sia come incontro per calamita; ciò permette la chiusura delle stesse se si utilizza una cerniera senza scatto. Da utilizzare abbinata al suo apposito feltrino (art.232 10).
This plate can be used both as handle for glass doors and as plate for magnetic catches. To be used together with its felt (art.232 10).



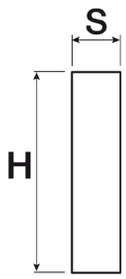

DATI TECNICI/TECHNICAL DATA mm	
H	40
S	7

COD.	DESCRIZIONE / DESCRIPTION		
01.4660004003	**MANIGLIA ART.0507 VERN.NERA S/FELTRINO** */ BLACK HANDLE ART.0507 WITHOUT FELT*	24 PZ	100 PZ
232 10	**FELTRINO ADESIVO 40X46 PER MANIGLIE** */ FELT 40X46 FOR HANDLES*	24 PZ	100 PZ

02 Serrature *Locks*

PAG.

  

Serrature a leva 127÷136
Lever locks

  

Serrature in stile 137÷139
Antique style locks

  

Serrature ad asta 140÷153
Espagnolettes locks

  

Serrature con cilindro 154÷159
Locks with cylinder

  

Serrature varie 160÷161
Various locks



Serrature per finestra 162
Locks for window

INDICE *INDEX*

Cod.	Pag.
02.0012001530	127
02.0012001531	127
02.0012002030	127
02.0012002031	127
02.0012002530	127
02.0012002531	127
02.0012003030	127
02.0012003031	127
02.0012003530	127
02.0012003531	127
02.0012004030	127
02.0012004031	127
02.0012004530	127
02.0012004531	127
02.0012005030	127
02.0012005031	127
02.0012006030	127
02.0012006031	127
02.0012007031	127
02.0012008031	127
02.00120Q1531	127
02.00120Q2031	127
02.00120Q2531	127
02.00120Q3031	127
02.00120Q3531	127
02.00120Q4031	127
02.00120Q5031	127
02.00120Q6031	127
02.0012S01530	127
02.0012S01531	127
02.0012S02030	127
02.0012S02031	127
02.0012S02530	127
02.0012S02531	127
02.0012S03030	127
02.0012S03031	127
02.0012S03530	127
02.0012S03531	127
02.0012S04030	127
02.0012S04031	127
02.0012S04530	128
02.0012S04531	128
02.0012S05030	128
02.0012S05031	128
02.0012S06030	128
02.0012S06031	128
02.0012S07031	128
02.0012S08031	128
02.0012SQ1531	128
02.0012SQ2031	128
02.0012SQ2531	128
02.0012SQ3031	128
02.0012SQ3531	128
02.0012SQ4031	128
02.0012SQ5031	128
02.0012SQ6031	128
02.0018002002	130
02.0018002502	130
02.0018003002	130
02.0018003502	130
02.0018004002	130
02.0018005002	130
02.0018006002	130
02.0018007002	130
02.001SA02022	156
02.001SA02088	156
02.001SA02522	156
02.001SA02588	156
02.001SA03088	156
02.001SA03588	156
02.001SC02088	157
02.001SC02588	157
02.001SC03088	157
02.001SC03588	157
02.0022001500	131
02.0022002000	131
02.0022002500	131
02.0022003000	131
02.0022003500	131
02.0022004000	131
02.0022004500	131
02.0022005000	131
02.0022006000	131
02.0022007000	131
02.0022008000	131
02.00220S1501	132
02.00220S1502	132
02.00220S2001	132
02.00220S2002	132
02.00220S2003	132
02.00220S2501	132
02.00220S2502	132
02.00220S3001	132
02.00220S3002	132
02.00220S3501	132
02.00220S3502	132
02.00220S4001	132
02.00220S4002	132
02.00220S4501	132
02.00220S5001	132
02.00220S5002	132
02.00220S6001	132
02.00220S6002	132
02.00220S7001	132
02.00220S8001	132
02.00220S8002	132
02.0027BD1501	134
02.0027BD2001	134
02.0027BD2501	134
02.0027BD3001	134
02.0027BS1501	134
02.0027BS2001	134
02.0027BS2501	134
02.0027BS3001	134
02.0027FD1502	134
02.0027FD2002	134
02.0027FD2502	134
02.0027FD3002	134
02.0027FS1502	134
02.0027FS2002	134
02.0027FS2502	134
02.0027FS3002	134
02.0034D01534	128
02.0034D02034	128
02.0034D02534	128
02.0034D03034	128
02.0034D03534	128
02.0034D04034	128
02.0034D05034	128
02.0034S01534	128
02.0034S02034	128
02.0034S02534	128
02.0034S03034	128
02.0034S04034	128
02.0034S05034	128
02.0048S01503	135
02.0051002534	130
02.0051F03031	130
02.0053002002	129
02.0053002502	129
02.0053003002	129
02.0053003502	129
02.0053004002	129
02.00530Q2002	129
02.00530Q2502	129
02.00530Q3002	129
02.00530Q3502	129
02.00530Q4002	129
02.0060002500	136
02.0060003000	136
02.0060004000	136
02.0060005000	136
02.0090001600	152
02.0101000002	132
02.0103000000	153
02.0103000002	153
02.0106006001	133
02.0106006002	133
02.0107009002	153
02.0145000000	152
02.0175002008	159
02.0215N00001	145
02.0215N00002	145
02.0215N00008	145
02.0215NB01500	143
02.0215NB01501	143
02.0215NB01503	143
02.0215NB01504	143
02.0215NBD2000	143
02.0215NBD2001	143
02.0215NBD2003	143
02.0215NBD2500	143
02.0215NBD2501	143
02.0215NBD2503	143
02.0215NBD3000	143
02.0215NBD3001	143
02.0215NBD3003	143
02.0215NBS2000	143
02.0215NBS2001	143
02.0215NBS2003	143
02.0215NBS2500	143
02.0215NBS2501	143
02.0215NBS2503	143
02.0215NBS3000	143
02.0215NBS3001	143
02.0215NBS3003	143
02.0215ND1501	145
02.0215ND1502	145
02.0215ND1503	145
02.0215ND1504	145
02.0215ND1508	145
02.0215ND2001	145
02.0215ND2002	145
02.0215ND2003	145
02.0215ND2004	145
02.0215ND2501	145
02.0215ND2502	145
02.0215ND2503	145
02.0215ND2504	145
02.0215ND2508	145
02.0215ND3301	145
02.0215ND3302	145
02.0215ND3308	145
02.0215NS1501	145
02.0215NS1502	145
02.0215NS1503	145
02.0215NS1504	145
02.0215NS1508	145
02.0215NS2001	145
02.0215NS2002	145
02.0215NS2501	145
02.0215NS2502	145
02.0215NS2504	145
02.0215NS3301	145
02.0215NS3302	145
02.0215NS3308	145
02.0216161708	157
02.0223C02011	154
02.0223C02022	154
02.0223C02088	154
02.0223C02511	154
02.0223C02522	154
02.0223C02588	154
02.0223C03022	154
02.0223C03088	154
02.0223N00F01	146
02.0223N10001	146
02.0223N10002	146
02.0223N10004	146
02.0223N10008	146
02.0230000000	152
02.0320002308	158
02.0320002808	158
02.0333000000	151
02.0333B00000	151
02.0333S00000	151
02.0399000001	146
02.0399000001	154
02.0399000002	146
02.0399000002	154
02.0399000003	146
02.0399000003	154
02.0399000004	146

02.0399000004	154	02.1001090002	150	02.1070120000	141	02.5075002003	140
02.0399000008	146	02.1001090003	150	02.1070120006	141	02.5075002006	140
02.0399000008	154	02.1001090004	150	02.1070130006	141	02.5075002500	140
02.0399S00000	144	02.1001090008	150	02.1070140003	141	02.5075002503	140
02.0399S00001	144	02.1001100000	150	02.1070140006	141	02.5075003000	140
02.0399S00003	144	02.1001100001	150	02.1070150000	141	02.5075003003	140
02.0399S00004	144	02.1001100002	150	02.1070150006	141	02.5075004000	140
02.04020A2008	158	02.1001100003	150	02.1070160003	141	02.5075004006	140
02.0419000008	159	02.1001100004	150	02.1070170006	141	02.5080002000	140
02.0582040009	159	02.1001100008	150	02.1076001503	137	02.5080002003	140
02.0590030209	159	02.1001110000	150	02.1076002003	137	02.5080002006	140
02.0601000001	147	02.1001110001	150	02.1076002503	137	02.5080002500	140
02.0601000001	155	02.1001110002	150	02.1076003003	137	02.5080002506	140
02.0601000009	147	02.1001110003	150	02.1076003503	137	02.5080003000	140
02.0601000009	155	02.1001110004	150	02.1076004003	137	02.5080003006	140
02.0608000401	133	02.1001110008	150	02.1076005003	137	02.5085001702	141
02.0608000901	133	02.1001120000	150	02.1076006003	137	02.5085002002	141
02.0608000902	133	02.1001120001	150	02.1076008003	137	02.5085002003	141
02.0608000909	133	02.1001120002	150	02.1936074000	160	02.5085002502	141
02.0613000001	149	02.1001120003	150	02.1970022033	160	02.5085003002	141
02.0613000008	149	02.1001120004	150	02.1997006000	160	02.5085003003	141
02.0623000001	149	02.1001120008	150	02.1997220000	160	02.F100125ABQ1	162
02.0623000008	149	02.1001130000	150	02.1997230000	160	02.F100125ABQ2	162
02.0650001601	147	02.1001130001	150	02.4014D02034	129	02.F100125ABT1	162
02.0650001601	155	02.1001130002	150	02.4014D02534	129	02.F100125ABT2	162
02.0650001602	147	02.1001130003	150	02.4014D03034	129	02.F10022ABQ1	162
02.0650001602	155	02.1001130004	150	02.4014D03534	129	02.F10022ABQ2	162
02.0650001603	147	02.1001130008	150	02.4014D04034	129	02.F10023CBQ2	162
02.0650001603	155	02.1001140000	150	02.4014D04534	129	02.F10023CBT1	162
02.0650001604	147	02.1001140001	150	02.4014D05034	129	02.F10023CBT2	162
02.0650001604	155	02.1001140002	150	02.4014D06034	129	02.F7100192208	159
02.0650001608	147	02.1001140003	150	02.4028004002	136	02.F7104162008	157
02.0650001608	155	02.1001140004	150	02.4028005002	136	02.F7200191610	158
02.0650S01600	144	02.1001140008	151	02.4201000040	161	04.00244M1100	148
02.0650S01601	144	02.1001150000	151	02.4501000040	161	04.00244M1100	156
02.0650S01603	144	02.1001150001	151	02.5012000C00	138	04.00246E1100	148
02.0650S01604	144	02.1001150002	151	02.5012000C03	138	04.00246E1100	156
02.0653000001	149	02.1001150003	151	02.5012000C04	138	04.00246M1100	148
02.0653000008	149	02.1001150008	151	02.5013000C00	137	04.00246M1100	156
02.0700001501	148	02.1001160000	151	02.5013000C03	137	04.00246M1300	148
02.0700001508	148	02.1001160001	151	02.5013000C04	137	04.00246M1300	156
02.0700002001	148	02.1001160002	151	02.5013250C00	138	145300151	135
02.0700002008	148	02.1001160003	151	02.5013250C03	138	145300152	135
02.0700002501	148	02.1001160004	151	02.5013250C04	138	145300201	135
02.0700003001	148	02.1001160008	151	02.5013300C00	138	145300202	135
02.0700D00001	148	02.1001170000	151	02.5013300C03	138	530590	135
02.0700D00008	148	02.1001170001	151	02.5013300C04	138	530600	135
02.0700S00001	148	02.1001170003	151	02.5022T04000	139	530601	135
02.0700S00008	148	02.1001170004	151	02.5022T04500	139	530602	135
02.0700S01501	148	02.1001170008	151	02.5022TS4000	139	530860	135
02.0700S01508	148	02.1002090000	153	02.5022TS4500	139	530870	135
02.0700S02001	148	02.1002100000	153	02.5071C00002	142	532149	135
02.0700S02501	148	02.1002120000	153	02.5071C00003	142	532150	135
02.0700S03001	148	02.1002130000	153	02.5071S00006	142	535320	135
02.1001080000	150	02.1002150000	153	02.5072C00000	142	535321	135
02.1001080001	150	02.1002170000	153	02.5072C00002	142		
02.1001080002	150	02.1070090003	141	02.5072C00003	142		
02.1001080003	150	02.1070090006	141	02.5072S00000	142		
02.1001080004	150	02.1070100000	141	02.5072S00003	142		
02.1001090000	150	02.1070100003	141	02.5072S00006	142		
02.1001090001	150	02.1070100006	141	02.5075002000	140		

ART. - ITEM
02.0012

Serratura da infilare
Mortise lock

Serratura da infilare adatta sia per antine sia per cassetti di piccole dimensioni. Disponibili con bordo quadro o stondato. Disponibile sia destra sia sinistra. Da utilizzare con chiave piccola.
Mortise lock suitable both for doors and for small drawers, available with square or round edges. The lock is available right or left. Small key hole.

DATI TECNICI/TECHNICAL DATA mm

E	Da 15 A 80/From 15 To 80



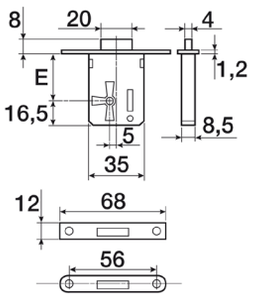

COD.	DESCRIZIONE / DESCRIPTION	
02.0012001530	**SERRATURA ART.12/R MM.15 DX B.T.FERRO** / *RIGHT RAW IRON LOCK 12/R MM.15 ROUND*	20 PZ
02.0012001531	**SERRATURA ART.12/R MM.15 DX B.T.F.OTT.** / *RIGHT BRASSED LOCK 12/R MM.15 ROUND*	20 PZ
02.0012002030	**SERRATURA ART.12/R MM.20 DX B.T.FERRO** / *RIGHT RAW IRON LOCK 12/R MM.20 ROUND*	20 PZ
02.0012002031	**SERRATURA ART.12/R MM.20 DX B.T.F.OTT.** / *RIGHT BRASSED LOCK 12/R 20MM. ROUND*	20 PZ
02.0012002530	**SERRATURA ART.12/R MM.25 DX B.T.FERRO** / *RIGHT RAW IRON LOCK 12/R 25MM. ROUND*	20 PZ
02.0012002531	**SERRATURA ART.12/R MM.25 DX B.T.F.OTT.** / *RIGHT BRASSED LOCK 12/R 25MM. ROUND*	20 PZ
02.0012003030	**SERRATURA ART.12/R MM.30 DX B.T.FERRO** / *RIGHT RAW IRON LOCK 12/R 30MM. ROUND*	20 PZ
02.0012003031	**SERRATURA ART.12/R MM.30 DX B.F.T. OTT.** / *RIGHT BRASSED LOCK 12/R 30MM. ROUND*	20 PZ
02.0012003530	**SERRATURA ART.12/R MM.35 DX B.T.FERRO** / *RIGHT RAW IRON LOCK 12/R 35MM. ROUND*	20 PZ
02.0012003531	**SERRATURA ART.12/R MM.35 DX B.T.F.OTT.** / *RIGHT BRASSED LOCK 12/R 35MM. ROUND*	20 PZ
02.0012004030	**SERRATURA ART.12/R MM.40 DX B.T.FERRO** / *RIGHT RAW IRON LOCK 12/R 40MM. ROUND*	20 PZ
02.0012004031	**SERRATURA ART.12/R MM.40 DX B.T.F.OTT.** / *RIGHT BRASSED LOCK 12/R 40MM. ROUND*	20 PZ
02.0012004530	**SERRATURA ART.12/R MM.45 DX B.T.FERRO** / *RIGHT RAW IRON LOCK 12/R 45MM. ROUND*	20 PZ
02.0012004531	**SERRATURA ART.12/R MM.45 DX B.T.F.OTT.** / *RIGHT BRASSED LOCK 12/R 45MM. ROUND*	20 PZ
02.0012005030	**SERRATURA ART.12/R MM.50 DX B.T.FERRO** / *RIGHT RAW IRON LOCK 12/R 50MM. ROUND*	20 PZ
02.0012005031	**SERRATURA ART.12/R MM.50 DX B.T.F.OTT.** / *RIGHT BRASSED LOCK 12/R 50MM. ROUND*	20 PZ
02.0012006030	**SERRATURA ART.12/R MM.60 DX B.T.FERRO** / *RIGHT RAW IRON LOCK 12/R 60MM. ROUND*	20 PZ
02.0012006031	**SERRATURA ART.12/R MM.60 DX B.T.F.OTT.** / *RIGHT BRASSED LOCK 12/R 60MM. ROUND*	20 PZ
02.0012007031	**SERRATURA ART.12/R MM.70 DX B.T.F.OTT.** / *RIGHT BRASSED LOCK 12/R 70MM. ROUND*	20 PZ
02.0012008031	**SERRATURA ART.12/R MM.80 DX B.T.F.OTT.** / *RIGHT BRASSED LOCK 12/R 80MM. ROUND*	20 PZ
02.00120Q1531	**SERRATURA ART.12/R MM.15 DX B.QUADRO OT.** / *RIGHT BRASSED LOCK 12/R MM.15 SQUARE*	20 PZ
02.00120Q2031	**SERRATURA ART.12/R MM.20 DX B.QUADRO OT.** / *RIGHT BRASSED LOCK 12/R MM.20 SQUARE*	20 PZ
02.00120Q2531	**SERRATURA ART.12/R MM.25 DX B.QUADRO OT.** / *RIGHT BRASSED LOCK 12/R MM.25 SQUARE*	20 PZ
02.00120Q3031	**SERRATURA ART.12/R MM.30 DX B.QUADRO OT.** / *RIGHT BRASSED LOCK 12/R MM.30 SQUARE*	20 PZ
02.00120Q3531	**SERRATURA ART.12/R MM.35 DX B.QUADRO OT.** / *RIGHT BRASSED LOCK 12/R MM.35 SQUARE*	20 PZ
02.00120Q4031	**SERRATURA ART.12/R MM.40 DX B.QUADRO OT.** / *RIGHT BRASSED LOCK 12/R MM.40 SQUARE*	20 PZ
02.00120Q5031	**SERRATURA ART.12/R MM.50 DX B.QUADRO OT.** / *RIGHT BRASSED LOCK 12/R MM.50 SQUARE*	20 PZ
02.00120Q6031	**SERRATURA ART.12/R MM.60 DX B.QUADRO OT.** / *RIGHT BRASSED LOCK 12/R MM.60 SQUARE*	20 PZ
02.0012S01530	**SERRATURA ART.12/R MM.15 SX B.T.FERRO** / *LEFT RAW IRON LOCK 12/R MM.15 ROUND*	20 PZ
02.0012S01531	**SERRATURA ART.12/R MM.15 SX B.T.F.OTT.** / *LEFT BRASSED LOCK 12/R MM.15 ROUND*	20 PZ
02.0012S02030	**SERRATURA ART.12/R MM.20 SX B.T.FERRO** / *LEFT RAW IRON LOCK 12/R MM.20 ROUND*	20 PZ
02.0012S02031	**SERRATURA ART.12/R MM.20 SX B.T.F.OTT.** / *LEFT BRASSED LOCK 12/R MM.20 ROUND*	20 PZ
02.0012S02530	**SERRATURA ART.12/R MM.25 SX B.T.FERRO** / *LEFT RAW IRON LOCK 12/R MM.25 ROUND*	20 PZ
02.0012S02531	**SERRATURA ART.12/R MM.25 SX B.T.F.OTT.** / *LEFT BRASSED LOCK 12/R MM.25 ROUND*	20 PZ
02.0012S03030	**SERRATURA ART.12/R MM.30 SX B.T.FERRO** / *LEFT RAW IRON LOCK 12/R MM.30 ROUND*	20 PZ
02.0012S03031	**SERRATURA ART.12/R MM.30 SX B.F.T. OTT.** / *LEFT BRASSED LOCK 12/R MM.30 ROUND*	20 PZ
02.0012S03530	**SERRATURA ART.12/R MM.35 SX B.T.FERRO** / *LEFT RAW IRON LOCK 12/R MM.35 ROUND*	20 PZ
02.0012S03531	**SERRATURA ART.12/R MM.35 SX B.T.F.OTT.** / *LEFT BRASSED LOCK 12/R MM.35 ROUND*	20 PZ
02.0012S04030	**SERRATURA ART.12/R MM.40 SX B.T.FERRO** / *LEFT RAW IRON LOCK 12/R MM.40 ROUND*	20 PZ
02.0012S04031	**SERRATURA ART.12/R MM.40 SX B.T.F.OTT.** / *LEFT BRASSED LOCK 12/R MM.40 ROUND*	20 PZ

COD.	DESCRIZIONE / DESCRIPTION	
02.0012S04530	**SERRATURA ART.12/R MM.45 SX B.T.FERRO** */ LEFT RAW IRON LOCK 12/R MM.45 ROUND*	20 PZ
02.0012S04531	**SERRATURA ART.12/R MM.45 SX B.T.F.OTT.** */ LEFT BRASSED LOCK 12/R MM.45 ROUND*	20 PZ
02.0012S05030	**SERRATURA ART.12/R MM.50 SX B.T.FERRO** */ LEFT RAW IRON LOCK 12/R MM.50 ROUND*	20 PZ
02.0012S05031	**SERRATURA ART.12/R MM.50 SX B.T.F.OTT.** */ LEFT BRASSED LOCK 12/R MM.50 ROUND*	20 PZ
02.0012S06030	**SERRATURA ART.12/R MM.60 SX B.T.FERRO** */ LEFT RAW IRON LOCK 12/R MM.60 ROUND*	20 PZ
02.0012S06031	**SERRATURA ART.12/R MM.60 SX B.T.F.OTT.** */ LEFT BRASSED LOCK 12/R MM.60 ROUND*	20 PZ
02.0012S07031	**SERRATURA ART.12/R MM.70 SX B.T.F.OTT.** */ LEFT BRASSED LOCK 12/R MM.70 ROUND*	20 PZ
02.0012S08031	**SERRATURA ART.12/R MM.80 SX B.T.F.OTT.** */ LEFT BRASSED LOCK 12/R MM.80 ROUND*	20 PZ
02.0012SQ1531	**SERRATURA ART.12/R MM.15 SX B.QUADRO OT.** */ LEFT BRASSED LOCK 12/R MM.15 SQUARE*	20 PZ
02.0012SQ2031	**SERRATURA ART.12/R MM.20 SX B.QUADRO OT.** */ LEFT BRASSED LOCK 12/R MM.20 SQUARE*	20 PZ
02.0012SQ2531	**SERRATURA ART.12/R MM.25 SX B.QUADRO OT.** */ LEFT BRASSED LOCK 12/R MM.25 SQUARE*	20 PZ
02.0012SQ3031	**SERRATURA ART.12/R MM.30 SX B.QUADRO OT.** */ LEFT BRASSED LOCK 12/R MM.30 SQUARE*	20 PZ
02.0012SQ3531	**SERRATURA ART.12/R MM.35 SX B.QUADRO OT.** */ LEFT BRASSED LOCK 12/R MM.35 SQUARE*	20 PZ
02.0012SQ4031	**SERRATURA ART.12/R MM.40 SX B.QUADRO OT.** */ LEFT BRASSED LOCK 12/R MM.40 SQUARE*	20 PZ
02.0012SQ5031	**SERRATURA ART.12/R MM.50 SX B.QUADRO OT.** */ LEFT BRASSED LOCK 12/R MM.50 SQUARE*	20 PZ
02.0012SQ6031	**SERRATURA ART.12/R MM.60 SX B.QUADRO OT.** */ LEFT BRASSED LOCK 12/R MM.60 SQUARE*	20 PZ

ART. - ITEM
02.0034

Serratura da infilare
Mortise lock

Serratura da infilare utilizzabile sia per antina sia per cassetto. Disponibile solo con bordo quadro in ottone. Usata principalmente nel restauro. Disponibile sia destra sia sinistra. Da utilizzare con chiave piccola.
Mortise lock suitable both for small doors and for small drawers. Available only in brass with square edge. The lock is available right or left and it's suitable for restoration. Small key hole.



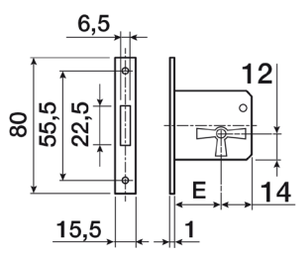

DATI TECNICI/TECHNICAL DATA mm

E	15	20	25	30	35	40	50

COD.	DESCRIZIONE / DESCRIPTION	
02.0034D01534	**SERRATURA ART.14 MM.15 DX B.OTT.MM.80** */ RIGHT LOCK ART.14 MM.15 BRASS EDGE MM.80*	12 PZ
02.0034D02034	**SERRATURA ART.14 MM.20 DX B.OTT.MM.80** */ RIGHT LOCK ART.14 MM.20 BRASS EDGE MM.80*	12 PZ
02.0034D02534	**SERRATURA ART.14 MM.25 DX B.OTT.MM.80** */ RIGHT LOCK ART.14 MM.25 BRASS EDGE MM.80*	12 PZ
02.0034D03034	**SERRATURA ART.14 MM.30 DX B.OTT.MM.80** */ RIGHT LOCK ART.14 MM.30 BRASS EDGE MM.80*	12 PZ
02.0034D03534	**SERRATURA ART.14 MM.35 DX B.OTT.MM.80** */ RIGHT LOCK ART.14 MM.35 BRASS EDGE MM.80*	12 PZ
02.0034D04034	**SERRATURA ART.14 MM.40 DX B.OTT.MM.80** */ RIGHT LOCK ART.14 MM.40 BRASS EDGE MM.80*	12 PZ
02.0034D05034	**SERRATURA ART.14 MM.50 DX B.OTT.MM.80** */ RIGHT LOCK ART.14 MM.50 BRASS EDGE MM.80*	12 PZ
02.0034S01534	**SERRATURA ART.14 MM.15 SX B.OTT.MM.80** */ LEFT LOCK ART.14 MM.15 BRASS EDGE MM.80*	12 PZ
02.0034S02034	**SERRATURA ART.14 MM.20 SX B.OTT.MM.80** */ LEFT LOCK ART.14 MM.20 BRASS EDGE MM.80*	12 PZ
02.0034S02534	**SERRATURA ART.14 MM.25 SX B.OTT.MM.80** */ LEFT LOCK ART.14 MM.25 BRASS EDGE MM.80*	12 PZ
02.0034S03034	**SERRATURA ART.14 MM.30 SX B.OTT.MM.80** */ LEFT LOCK ART.14 MM.30 BRASS EDGE MM.80*	12 PZ
02.0034S04034	**SERRATURA ART.14 MM.40 SX B.OTT.MM.80** */ LEFT LOCK ART.14 MM.40 BRASS EDGE MM.80*	12 PZ
02.0034S05034	**SERRATURA ART.14 MM.50 SX B.OTT.MM.80** */ LEFT LOCK ART.14 MM.50 BRASS EDGE MM.80*	12 PZ

ART. - ITEM
02.4014

Serratura da infilare
Mortise lock

Serratura da infilare utilizzabile sia per antina sia per cassetto. Disponibile solo con bordo quadro in ottone. Usata principalmente nel restauro. Da utilizzare con chiave piccola.
Mortise lock suitable both for small doors and for small drawers. Available only in brass with square edge. The lock is suitable for restoration. Small key hole.



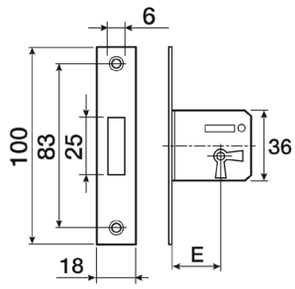

DATI TECNICI/TECHNICAL DATA mm

E	Da 20 A 60/From 20 To 60

COD.	DESCRIZIONE / DESCRIPTION	
02.4014D02034	**SERRATURA ART.14BIS MM.20 DX B.OT.MM.100** / *RIGHT LOCK MM.20 BRASS EDGE MM.100*	12 PZ
02.4014D02534	**SERRATURA ART.14BIS MM.25 DX B.OT.MM.100** / *RIGHT LOCK MM.25 BRASS EDGE MM.100*	12 PZ
02.4014D03034	**SERRATURA ART.14BIS MM.30 DX B.OT.MM.100** / *RIGHT LOCK MM.30 BRASS EDGE MM.100*	12 PZ
02.4014D03534	**SERRATURA ART.14BIS MM.35 DX B.OT.MM.100** / *RIGHT LOCK MM.35 BRASS EDGE MM.100*	12 PZ
02.4014D04034	**SERRATURA ART.14BIS MM.40 DX B.OT.MM.100** / *RIGHT LOCK MM.40 BRASS EDGE MM.100*	12 PZ
02.4014D04534	**SERRATURA ART.14BIS MM.45 DX B.OT.MM.100** / *RIGHT LOCK MM.45 BRASS EDGE MM.100*	12 PZ
02.4014D05034	**SERRATURA ART.14BIS MM.50 DX B.OT.MM.100** / *RIGHT LOCK MM.50 BRASS EDGE MM.100*	12 PZ
02.4014D06034	**SERRATURA ART.14BIS MM.60 DX B.OT.MM.100** / *RIGHT LOCK MM.60 BRASS EDGE MM.100*	12 PZ

ART. - ITEM
02.0053

Serratura da infilare
Mortise lock

Serratura da infilare ambidestra adatta sia per antine sia per cassetti. Disponibile con bordo tondo e quadro ottonato, da utilizzare con chiave piccola.
Mortise lock suitable both for small doors and for small drawers. Available with brassed square and round edge. The lock is both right and left. Small key hole.



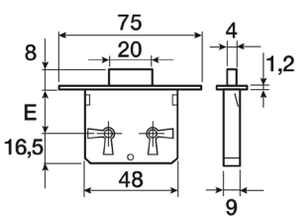

DATI TECNICI/TECHNICAL DATA mm

E	20	25	30	35	40

COD.	DESCRIZIONE / DESCRIPTION	
02.0053002002	**SERRATURA ART.53 MM.20 B.TONDO OTTONATO** / *BRASSED LOCK ART.53 MM.20 ROUND EDGE*	20 PZ
02.0053002502	**SERRATURA ART.53 MM.25 B.TONDO OTTONATO** / *BRASSED LOCK ART.53 MM.25 ROUND EDGE*	20 PZ
02.0053003002	**SERRATURA ART.53 MM.30 B.TONDO OTTONATO** / *BRASSED LOCK ART.53 MM.30 ROUND EDGE*	20 PZ
02.0053003502	**SERRATURA ART.53 MM.35 B.TONDO OTTONATO** / *BRASSED LOCK ART.53 MM.35 ROUND EDGE*	20 PZ
02.0053004002	**SERRATURA ART.53 MM.40 B.TONDO OTTONATO** / *BRASSED LOCK ART.53 MM.40 ROUND EDGE*	20 PZ
02.00530Q2002	**SERRATURA ART.53 MM.20 B.QUADRO OTTONATO** / *BRASSED LOCK ART.53 MM.20 SQUARE EDGE*	20 PZ
02.00530Q2502	**SERRATURA ART.53 MM.25 B.QUADRO OTTONATO** / *BRASSED LOCK ART.53 MM.25 SQUARE EDGE*	20 PZ
02.00530Q3002	**SERRATURA ART.53 MM.30 B.QUADRO OTTONATO** / *BRASSED LOCK ART.53 MM.30 SQUARE EDGE*	20 PZ
02.00530Q3502	**SERRATURA ART.53 MM.35 B.QUADRO OTTONATO** / *BRASSED LOCK ART.53 MM.35 SQUARE EDGE*	20 PZ
02.00530Q4002	**SERRATURA ART.53 MM.40 B.QUADRO OTTONATO** / *BRASSED LOCK ART.53 MM.40 SQUARE EDGE*	20 PZ

ART. - ITEM
02.0051

Serratura da infilare con gancio
Mortise lock with hook

Serratura da infilare indicata per la chiusura di coperchi o di porte scorrevoli. Disponibile solo con bordo tondo ottonato. Da utilizzare con chiave piccola.
Mortise lock suitable for closure of covers or for sliding doors. Available only with brassed round edge. Small key hole.

DATI TECNICI/TECHNICAL DATA mm

E	25	30



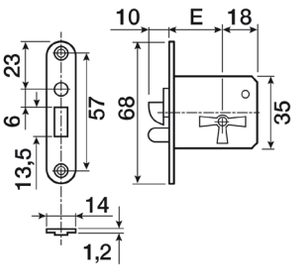

COD.	DESCRIZIONE / DESCRIPTION	
02.0051002534	**SERRATURA ART.51 MM.25 DX B.OTTONATA** / *RIGHT BRASSED LOCK ART.51 MM.25*	20 PZ
02.0051F03031	**SERRATURA ART.51 MM.30 DX B.OTTONATA** / *RIGHT BRASSED LOCK ART.13 MM.30*	20 PZ

ART. - ITEM
02.0018

Serratura da incasso
Bore-in lock

Serratura da incasso adatta sia per antine sia per cassetti di piccole dimensioni. Da utilizzare con chiave piccola.
Bore-in lock suitable both for small doors and for small drawers. Small key hole.

DATI TECNICI/TECHNICAL DATA mm

E	20	25	30	35	40	50	60	70



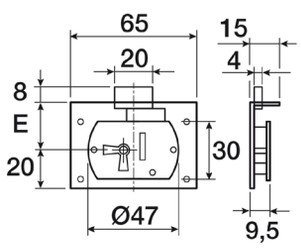

COD.	DESCRIZIONE / DESCRIPTION	
02.0018002002	**SERRATURA ART.18 MM.20 DX B.F.OTTONATO** / *RIGHT BRASSED LOCK ART.18 MM.20*	20 PZ
02.0018002502	**SERRATURA ART.18 MM.25 DX B.F.OTTONATO** / *RIGHT BRASSED LOCK ART.18 MM.25*	20 PZ
02.0018003002	**SERRATURA ART.18 MM.30 DX B.F.OTTONATO** / *RIGHT BRASSED LOCK ART.18 MM.30*	20 PZ
02.0018003502	**SERRATURA ART.18 MM.35 DX B.F.OTTONATO** / *RIGHT BRASSED LOCK ART.18 MM.35*	20 PZ
02.0018004002	**SERRATURA ART.18 MM.40 DX B.F.OTTONATO** / *RIGHT BRASSED LOCK ART.18 MM.40*	20 PZ
02.0018005002	**SERRATURA ART.18 MM.50 DX B.F.OTTONATO** / *RIGHT BRASSED LOCK ART.18 MM.50*	20 PZ
02.0018006002	**SERRATURA ART.18 MM.60 DX B.F.OTTONATO** / *RIGHT BRASSED LOCK ART.18 MM.60*	20 PZ
02.0018007002	**SERRATURA ART.18 MM.70 DX B.F.OTTONATO** / *RIGHT BRASSED LOCK ART.18 MM.70*	20 PZ

ART. - ITEM
02.0022

Serratura da applicare con bordo
Rim lock with edge

Serratura ambidestra adatta sia per antine sia per cassetti di piccole dimensioni. Da utilizzare con chiave piccola.
Screw on lock suitable both for doors and for small drawers. The lock is both right and left. Small key hole.

DATI TECNICI/TECHNICAL DATA mm	
E	Da 15 A 80/From 15 To 80



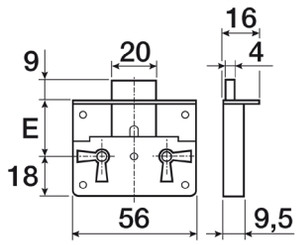

COD.	DESCRIZIONE / DESCRIPTION	
02.0022001500	**SERRATURA ART.22 MM.15 B.FERRO** / *RAW LOCK ART.22 MM.15*	20 PZ
02.0022002000	**SERRATURA ART.22 MM.20 B.FERRO** / *RAW LOCK ART.22 MM.20*	20 PZ
02.0022002500	**SERRATURA ART.22 MM.25 B.FERRO** / *RAW LOCK ART.22 MM.25*	20 PZ
02.0022003000	**SERRATURA ART.22 MM.30 B.FERRO** / *RAW LOCK ART.22 MM.30*	20 PZ
02.0022003500	**SERRATURA ART.22 MM.35 B.FERRO** / *RAW LOCK ART.22 MM.35*	20 PZ
02.0022004000	**SERRATURA ART.22 MM.40 B.FERRO** / *RAW LOCK ART.22 MM.40*	20 PZ
02.0022004500	**SERRATURA ART.22 MM.45 B.FERRO** / *RAW LOCK ART.22 MM.45*	20 PZ
02.0022005000	**SERRATURA ART.22 MM.50 B.FERRO** / *RAW LOCK ART.22 MM.50*	20 PZ
02.0022006000	**SERRATURA ART.22 MM.60 B.FERRO** / *RAW LOCK ART.22 MM.60*	20 PZ
02.0022007000	**SERRATURA ART.22 MM.70 B.FERRO** / *RAW LOCK ART.22 MM.70*	20 PZ
02.0022008000	**SERRATURA ART.22 MM.80 B.FERRO** / *RAW LOCK ART.22 MM.80*	20 PZ

ART. - ITEM
02.0022R

Serratura da applicare senza bordo
Rim lock without edge

Serratura ambidestra adatta sia per antine sia per cassetti di piccole dimensioni. Da utilizzare con chiave piccola.
Screw on lock suitable both for doors and for small drawers. The lock is both right and left. Small key hole.

DATI TECNICI/TECHNICAL DATA mm

E	Da 15 A 80/From 15 To 80



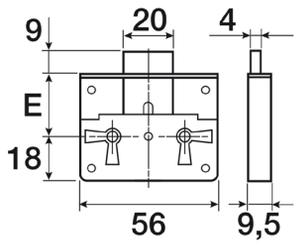

COD.	DESCRIZIONE / DESCRIPTION	
02.00220S1501	**SERRATURA ART.22/R MM.15 B.FERRO BRONZ.** / *BRONZED LOCK ART.22/R MM.15*	20 PZ
02.00220S1502	**SERRATURA ART.22/R MM.15 B.FERRO OTT.** / *BRASSED LOCK ART.22/R MM.15*	20 PZ
02.00220S2001	**SERRATURA ART.22/R MM.20 B.FERRO BRONZ** / *BRONZED LOCK ART.22/R MM.20*	20 PZ
02.00220S2002	**SERRATURA ART.22/R MM.20 B.FERRO OTT.** / *BRASSED LOCK ART.22/R MM.20*	20 PZ
02.00220S2003	**SERRATURA ART.22/R MM.20 B.FERRO BRUNITA** / *BLACK ZINC PLATED LOCK ART.22/R MM.20*	20 PZ
02.00220S2501	**SERRATURA ART.22/R MM.25 B.FERRO BRONZ** / *BRONZED LOCK ART.22/R MM.25*	20 PZ
02.00220S2502	**SERRATURA ART.22/R MM.25 B.FERRO OTT.** / *BRASSED LOCK ART.22/R MM.25*	20 PZ
02.00220S3001	**SERRATURA ART.22/R MM.30 B.FERRO BRONZ.** / *BRONZED LOCK ART.22/R MM.30*	20 PZ
02.00220S3002	**SERRATURA ART.22/R MM.30 B.FERRO OTT.** / *BRASSED LOCK ART.22/R MM.30*	20 PZ
02.00220S3501	**SERRATURA ART.22/R MM.35 B.FERRO BRONZ.** / *BRONZED LOCK ART.22/R MM.35*	20 PZ
02.00220S3502	**SERRATURA ART.22/R MM.35 B.FERRO OTT.** / *BRASSED LOCK ART.22/R MM.35*	20 PZ
02.00220S4001	**SERRATURA ART.22/R MM.40 B.FERRO BRONZ.** / *BRONZED LOCK ART.22/R MM.40*	20 PZ
02.00220S4002	**SERRATURA ART.22/R MM.40 B.FERRO OTT.** / *BRASSED LOCK ART.22/R MM.40*	20 PZ
02.00220S4501	**SERRATURA ART.22/R MM.45 B.FERRO BRONZ.** / *BRONZED LOCK ART.22/R MM.45*	20 PZ
02.00220S5001	**SERRATURA ART.22/R MM.50 B.FERRO BRONZ.** / *BRONZED LOCK ART.22/R MM.50*	20 PZ
02.00220S5002	**SERRATURA ART.22/R MM.50 B.FERRO OTT.** / *BRASSED LOCK ART.22/R MM.50*	20 PZ
02.00220S6001	**SERRATURA ART.22/R MM.60 B.FERRO BRONZ.** / *BRONZED LOCK ART.22/R MM.60*	20 PZ
02.00220S6002	**SERRATURA ART.22/R MM.60 B.FERRO OTT.** / *BRASSED LOCK ART.22/R MM.60*	20 PZ
02.00220S7001	**SERRATURA ART.22/R MM.70 B.FERRO BRONZ.** / *BRONZED LOCK ART.22/R MM.70*	20 PZ
02.00220S8001	**SERRATURA ART.22/R MM.80 B.FERRO BRONZ.** / *BRONZED LOCK ART.22/R MM.80*	20 PZ
02.00220S8002	**SERRATURA ART.22/R MM.80 B.FERRO OTT.** / *BRASSED LOCK ART.22/R MM.80*	20 PZ

ART. - ITEM
02.0101

Controbordo tondo
Round striking plate

Controbordo tondo per serrature.
Round striking plate for locks.

DATI TECNICI/TECHNICAL DATA mm

Bordo	Tondo/Round



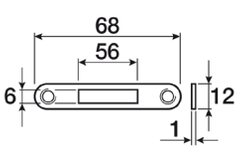

COD.	DESCRIZIONE / DESCRIPTION	
02.0101000002	**CONTROBORDO ART.101 TONDO OTTONATO** / *BRASSED ROUND STRIKING PLATE ART.101*	50 PZ

ART. - ITEM
02.0106

Controbordo con alette
Striking plate with fins

Controbordo per serrature.
Striking plate for locks.

DATI TECNICI/TECHNICAL DATA mm
Bordo Tondo/Round



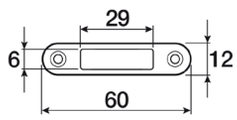

COD.	DESCRIZIONE / DESCRIPTION	
02.0106006001	**INCONTRO CON ALETTA BRONZATO** / *BRONZED STRIKING PLATE WITH WINGS*	50 PZ
02.0106006002	**INCONTRO CON ALETTA OTTONATO** / *BRASSED STRIKING PLATE WITH WINGS*	50 PZ

ART. - ITEM
02.0608

Fermantina
Striking plate

Fermantina.
Striking plate.



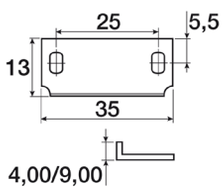

COD.	DESCRIZIONE / DESCRIPTION		
02.0608000401	**FERMANTINA AD ANGOLO TAGL.BRONZATA** / *BRONZED CUT STRIKING PLATE*	50 PZ	100 PZ
02.0608000901	**FERMANTINA AD ANGOLO BRONZATA** / *BRONZED STRIKING PLATE*	50 PZ	100 PZ
02.0608000902	**FERMANTINA AD ANGOLO OTTONATA** / *BRASSED STRIKING PLATE*	50 PZ	100 PZ
02.0608000909	**FERMANTINA AD ANGOLO ZINCATA** / *ZINC-PLATED STRIKING PLATE*	50 PZ	100 PZ

ART. - ITEM
02.0027

Serratura da applicare in zama
Zamak screw-on lock

Serratura da applicare in zama. Disponibile sia destra sia sinistra.

Zamak screw on lock. The lock is available right or left.

DATI TECNICI/TECHNICAL DATA mm

E	Da 15 A 30/From 15 To 30



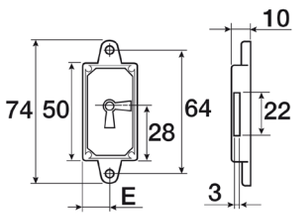

COD.	DESCRIZIONE / DESCRIPTION		
02.0027BD1501	**SERRATURA TIPO ART.27 D.BRONZ.MM.15 DX** / *RIGHT BRONZED LOCK ART.69 MM.15*	20 PZ	50 PZ
02.0027BD2001	**SERRATURA TIPO ART.27 D.BRONZ.MM.20 DX** / *RIGHT BRONZED LOCK ART.69 MM.20*	20 PZ	50 PZ
02.0027BD2501	**SERRATURA TIPO ART.27 D.BRONZ.MM.25 DX** / *RIGHT BRONZED LOCK ART.69 MM.25*	20 PZ	50 PZ
02.0027BD3001	**SERRATURA TIPO ART.27 D.BRONZ.MM.30 DX** / *RIGHT BRONZED LOCK ART.69 MM.30*	20 PZ	50 PZ
02.0027BS1501	**SERRATURA TIPO ART.27 D.BRONZ.MM.15 SX** / *LEFT BRONZED LOCK ART.69 MM.15*	20 PZ	50 PZ
02.0027BS2001	**SERRATURA TIPO ART.27 D.BRONZ.MM.20 SX** / *LEFT BRONZED LOCK ART.69 MM.20*	20 PZ	50 PZ
02.0027BS2501	**SERRATURA TIPO ART.27 D.BRONZ.MM.25 SX** / *LEFT BRONZED LOCK ART.69 MM.25*	20 PZ	50 PZ
02.0027BS3001	**SERRATURA TIPO ART.27 D.BRONZ.MM.30 SX** / *LEFT BRONZED LOCK ART.69 MM.30*	20 PZ	50 PZ
02.0027FD1502	**SERRATURA ART.17 DORSO OTTONATO MM.15 DX** / *RIGHT BRASSED LOCK ART.17 MM.15*	20 PZ	50 PZ
02.0027FD2002	**SERRATURA ART.17 DORSO OTTONATO MM.20 DX** / *RIGHT BRASSED LOCK ART.17 MM.20*	20 PZ	50 PZ
02.0027FD2502	**SERRATURA ART.17 DORSO OTTONATO MM.25 DX** / *RIGHT BRASSED LOCK ART.17 MM.25*	20 PZ	50 PZ
02.0027FD3002	**SERRATURA ART.17 DORSO OTTONATO MM.30 DX** / *RIGHT BRASSED LOCK ART.17 MM.30*	20 PZ	50 PZ
02.0027FS1502	**SERRATURA ART.17 DORSO OTTONATO MM.15 SX** / *LEFT BRASSED LOCK ART.17 MM.15*	20 PZ	50 PZ
02.0027FS2002	**SERRATURA ART.17 DORSO OTTONATO MM.20 SX** / *LEFT BRASSED LOCK ART.17 MM.20*	20 PZ	50 PZ
02.0027FS2502	**SERRATURA ART.17 DORSO OTTONATO MM.25 SX** / *LEFT BRASSED LOCK ART.17 MM.25*	20 PZ	50 PZ
02.0027FS3002	**SERRATURA ART.17 DORSO OTTONATO MM.30 SX** / *LEFT BRASSED LOCK ART.17 MM.30*	20 PZ	50 PZ

ART. - ITEM
02.0530

Serratura da applicare
Zamak screw-on lock

Serratura in zama da applicare, da utilizzare con chiave piccola. Disponibile sia destra sia sinistra.
Zamak screw-on lock. The lock is available right or left. Small key hole.

DATI TECNICI/TECHNICAL DATA mm

E	Da 15 A 35/From 15 To 35



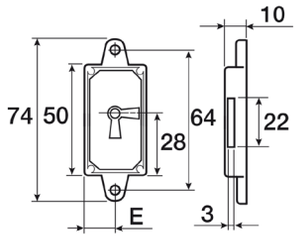

COD.	DESCRIZIONE / DESCRIPTION	
145300151	**SERRATURA ART.530 MM.15 DX NICHELATA** / *RIGHT NICKEL PLATED LOCK ART.530 MM.15*	25 PZ
145300152	**SERRATURA ART.530 MM.15 SX NICHELATA** / *LEFT NICKEL PLATED LOCK ART.530 MM.15*	25 PZ
145300201	**SERRATURA ART.530 MM.20 DX NICHELATA** / *RIGHT NICKEL PLATED LOCK ART.530 MM.20*	25 PZ
145300202	**SERRATURA ART.530 MM.20 SX NICHELATA** / *LEFT NICKEL PLATED LOCK ART.530 MM.20*	25 PZ
530590	**SERRATURA ART.530 MM.15 DX BRONZATA** / *RIGHT BRONZED LOCK ART.530 MM.15*	25 PZ
530600	**SERRATURA ART.530 MM.15 SX BRONZATA** / *LEFT BRONZED LOCK ART.530 MM.15*	25 PZ
530601	**SERRATURA ART.530 MM.30 DX BRONZATA** / *RIGHT BRONZED LOCK ART.530 MM.30*	25 PZ
530602	**SERRATURA ART.530 MM.30 SX BRONZATA** / *LEFT BRONZED LOCK ART.530 MM.30*	25 PZ
530860	**SERRATURA ART.530 MM.35 DX BRONZATA** / *RIGHT BRONZED LOCK ART.530 MM.35*	25 PZ
530870	**SERRATURA ART.530 MM.35 SX BRONZATA** / *LEFT BRONZED LOCK ART.530 MM.35*	25 PZ
532149	**SERRATURA ART.530 MM.25 DX BRONZATA** / *RIGHT BRONZED LOCK ART.530 MM.25*	25 PZ
532150	**SERRATURA ART.530 MM.25 SX BRONZATA** / *LEFT BRONZED LOCK ART.530 MM.25*	25 PZ
535320	**SERRATURA ART.530 MM.20 DX BRONZATA** / *RIGHT BRONZED LOCK ART.530 MM.20*	25 PZ
535321	**SERRATURA ART.530 MM.20 SX BRONZATA** / *LEFT BRONZED LOCK ART.530 MM.20*	25 PZ

ART. - ITEM
02.0048

Serratura da applicare
Screw-on lock

Serratura da applicare utilizzabile sia per antina sia per cassetto di piccole dimensioni. Da utilizzare con chiave piccola.
Screw on lock suitable both for small doors and for small drawers. Small key hole.



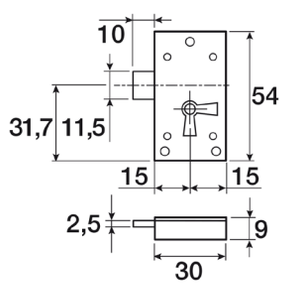

COD.	DESCRIZIONE / DESCRIPTION	
02.0048S01503	**SERRATURA ART.230 MM.15 BRUNITA** / *BLACK LOCK ART.230 MM.15*	20 PZ

ART. - ITEM
02.0060

Serratura a bulcinelli da incasso
Bore-in lock with pins

Serratura a bulcinelli adatta per la chiusura di coperchi. Da utilizzare con chiave piccola.
Lock with pins suitable for cover closure. Small key hole.

DATI TECNICI/TECHNICAL DATA mm				
E	25	30	40	50



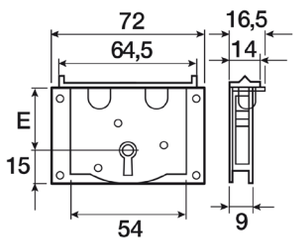

COD.	DESCRIZIONE / DESCRIPTION	
02.0060002500	**SERRATURA ART.60 MM.25 B.FERRO TROPICAL** / *YELLOW ZINC PLATED LOCK ART.60 MM.25*	20 PZ
02.0060003000	**SERRATURA ART.60 MM.30 B.FERRO TROPICAL** / *YELLOW ZINC PLATED LOCK ART.60 MM.30*	20 PZ
02.0060004000	**SERRATURA ART.60 MM.40 B.FERRO TROPICAL** / *YELLOW ZINC PLATED LOCK ART.60 MM.40*	20 PZ
02.0060005000	**SERRATURA ART.60 MM.50 B.FERRO TROPICAL** / *YELLOW ZINC PLATED LOCK ART.60 MM.50*	20 PZ

ART. - ITEM
02.4028

Serratura da incasso per cofanetto
Recessed lock for casket

Serratura da incasso per cofanetto fornita completa di chiave.
Recessed lock for casket complete with key

DATI TECNICI/TECHNICAL DATA mm		
L	40	50



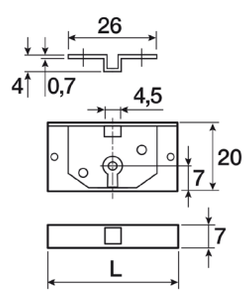

COD.	DESCRIZIONE / DESCRIPTION	
02.4028004002	**SERRATURA ART.28 MM.40 X COF.OTT.C/CHIAV** / *BRASSED LOCK ART.28 MM.40 WITH KEY*	20 PZ
02.4028005002	**SERRATURA ART.28 MM.50 X COF.OTT.C/CHIAV** / *BRASSED LOCK ART.28 MM.50 WITH KEY*	20 PZ

ART. - ITEM
02.1076

Serratura in stile da applicare
Antique style rim lock

Serratura in stile da applicare a doppia entrata. Da utilizzare con chiave piccola.
Antique style rim lock with two key holes. Small key hole.

DATI TECNICI/TECHNICAL DATA mm

E	Da 15 A 80/From 15 To 80



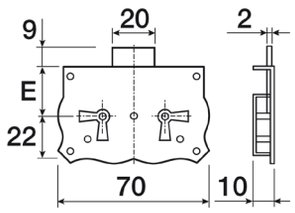

COD.	DESCRIZIONE / DESCRIPTION	
02.1076001503	**SERRATURA ART.1076 MM.15 B.FERRO BRUNITO** / *BLACK LOCK ART.1076 MM.15*	12 PZ
02.1076002003	**SERRATURA ART.1076 MM.20 B.FERRO BRUNITO** / *BLACK LOCK ART.1076 MM.20*	12 PZ
02.1076002503	**SERRATURA ART.1076 MM.25 B.FERRO BRUNITO** / *BLACK LOCK ART.1076 MM.25*	12 PZ
02.1076003003	**SERRATURA ART.1076 MM.30 B.FERRO BRUNITO** / *BLACK LOCK ART.1076 MM.30*	12 PZ
02.1076003503	**SERRATURA ART.1076 MM.35 B.FERRO BRUNITO** / *BLACK LOCK ART.1076 MM.35*	12 PZ
02.1076004003	**SERRATURA ART.1076 MM.40 B.FERRO BRUNITO** / *BLACK LOCK ART.1076 MM.40*	12 PZ
02.1076005003	**SERRATURA ART.1076 MM.50 B.FERRO BRUNITO** / *BLACK LOCK ART.1076 MM.50*	12 PZ
02.1076006003	**SERRATURA ART.1076 MM.60 B.FERRO BRUNITO** / *BLACK LOCK ART.1076 MM.60*	12 PZ
02.1076008003	**SERRATURA ART.1076 MM.80 B.FERRO BRUNITO** / *BLACK LOCK ART.1076 MM.80*	12 PZ

ART. - ITEM
02.5013/20

Serratura in stile da applicare
Antique style rim lock

Serratura in stile da applicare ambidestra per antina, da utilizzare con chiave piccola.
Antique style rim lock for door. The lock is both right and left. Small key hole.

DATI TECNICI/TECHNICAL DATA mm

E	20



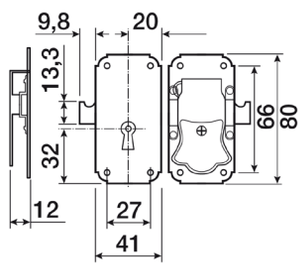

COD.	DESCRIZIONE / DESCRIPTION		
02.5013000C00	**SERRATURA ART.5013 MM.20 E.PICCOLA GREZ** / *RAW LOCK ART.5013 MM.20 SMALL KEY*	20 PZ	100 PZ
02.5013000C03	**SERRATURA ART.5013 MM.20 E.PICC. BRUN.** / *BLACK LOCK ART.5013 MM.20 SMALL KEY*	20 PZ	100 PZ
02.5013000C04	**SERRATURA ART.5013 MM.20 E.PICC.OTT.ANT** / *ANTIQUE BRASS LOCK ART.5013 MM.20*	20 PZ	100 PZ

ART. - ITEM
02.5013/25

Serratura in stile da applicare
Antique style screw-on lock

Serratura in stile da applicare ambidestra per antina, da utilizzare con chiave piccola.
Antique style screw-on lock for door. The lock is both right and left. Small key hole.



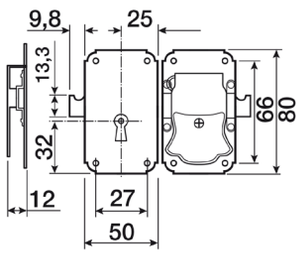

COD.	DESCRIZIONE / DESCRIPTION		
02.5013250C00	**SERRATURA ART.5013 MM.25 E.PICC. GREZZA** / *RAW LOCK ART.5013 MM.25 SMALL KEY*	20 PZ	100 PZ
02.5013250C03	**SERRATURA ART.5013 MM.25 E.PICC. BRUN.** / *BLACK LOCK ART.5013 MM.25 SMALL KEY*	20 PZ	100 PZ
02.5013250C04	**SERRATURA ART.5013 MM.25 E.PICC.OTT.AN** / *ANTIQUE BRASS LOCK ART.5013 MM.25*	20 PZ	100 PZ

ART. - ITEM
02.5013/30

Serratura in stile da applicare
Antique style screw-on lock

Serratura in stile da applicare ambidestra per antina, da utilizzare con chiave piccola.
Antique style screw-on lock for door. The lock is both right and left. Small key hole.



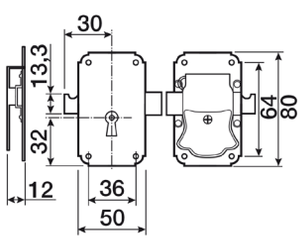

COD.	DESCRIZIONE / DESCRIPTION		
02.5013300C00	**SERRATURA ART.5013 MM.30 E.PICC. GREZZA** / *RAW LOCK ART.5013 MM.30 SMALL KEY*	20 PZ	100 PZ
02.5013300C03	**SERRATURA ART.5013 MM.30 E.PICC. BRUN.** / *BLACK LOCK ART.5013 MM.30 SMALL KEY*	20 PZ	100 PZ
02.5013300C04	**SERRATURA ART.5013 MM.30 E.PICC.OTT.AN** / *ANTIQUE BRASS LOCK ART.5013 MM.30*	20 PZ	100 PZ

ART. - ITEM
02.5012/20

Serratura in stile da applicare
Antique style screw-on lock

Serratura in stile da applicare ambidestra per antina, da utilizzare con chiave media.
Antique style screw-on lock for door. The lock is both right and left. Medium key hole.



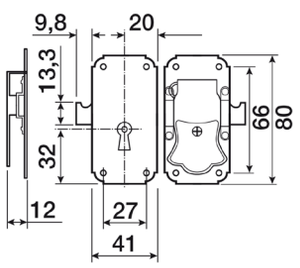

COD.	DESCRIZIONE / DESCRIPTION		
02.5012000C00	**SERRATURA ART.5012 MM.20 E.MEDIA F.GREZZ** / *RAW LOCK ART.5012 MM.20 MEDIUM KEY*	20 PZ	100 PZ
02.5012000C03	**SERRATURA ART.5012 MM.20 E.MEDIA BRUNITA** / *BLACK LOCK ART.5012 MM.20 MEDIUM KEY*	20 PZ	100 PZ
02.5012000C04	**SERRATURA ART.5012 MM.20 E.MEDIA OT.ANT** / *ANTIQUE BRASS LOCK ART.5012 MM.20*	20 PZ	100 PZ

ART. - ITEM
02.5022T

Serratura in stile da applicare
Antique style screw-on lock.

Serratura in stile da applicare sia per cassetto che per antina, da utilizzare con chiave media. Disponibile sia destra sia sinistra.
Antique style screw-on lock for door or for drawer. The lock is available right or left. Medium key hole.

DATI TECNICI/TECHNICAL DATA mm		
E	40	45



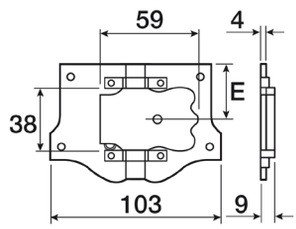

COD.	DESCRIZIONE / DESCRIPTION		
02.5022T04000	**SERRATURA ART.138/40 DX GREZZA ENT.MEDIA** / *RIGHT RAW LOCK ART.138 MM.40 MEDIUM KEY*	20 PZ	50 PZ
02.5022T04500	**SERRATURA ART.138/45 DX GREZZA ENT.MEDIA** / *RIGHT RAW LOCK ART.138 MM.45 MEDIUM KEY*	20 PZ	50 PZ
02.5022TS4000	**SERRATURA ART.138/40 SX GREZZA ENT.MEDIA** / *LEFT RAW LOCK ART.138 MM.40 MEDIUM KEY*	20 PZ	50 PZ
02.5022TS4500	**SERRATURA ART.138/45 SX GREZZA ENT.MEDIA** / *LEFT RAW LOCK ART.138 MM.45 MEDIUM KEY*	20 PZ	50 PZ

ART. - ITEM
02.5075

Serratura in stile ad asta
Antique style espagnolette lock

Serratura in stile ad aste rotanti completa di accessori. Da utilizzare con chiave media. Asta art.02.1070.
Antique style espagnolette lock with accessories. Medium key hole. Bar item 02.1070

DATI TECNICI/TECHNICAL DATA mm	
E	Da 20 A 40/From 20 To 40



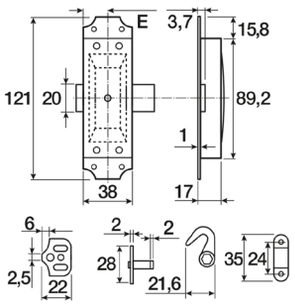

COD.	DESCRIZIONE / DESCRIPTION	
02.5075002000	**SERRATURA AD ASTA DA MM.20 FERRO C/ACC.** */ RAW ESPAGNOLETTE LOCK MM.20 W/ACC.*	10 PZ
02.5075002003	**SERRATURA AD ASTA DA MM.20 BRUNITA C/ACC** */ BLACK ESPAGNOLETTE LOCK MM.20 W/ACC.*	10 PZ
02.5075002006	**SERRATURA AD ASTA DA MM.20 OTTON.C/ACC.** */ BRASSED ESPAGNOLETTE LOCK MM.20 W/ACC.*	10 PZ
02.5075002500	**SERRATURA AD ASTA DA MM.25 FERRO C/ACC.** */ RAW ESPAGNOLETTE LOCK MM.25 W/ACC.*	10 PZ
02.5075002503	**SERRATURA AD ASTA DA MM.25 BRUNITA C/ACC** */ BLACK ESPAGNOLETTE LOCK MM.25 W/ACC.*	10 PZ
02.5075003000	**SERRATURA AD ASTA DA MM.30 FERRO C/ACC.** */ RAW ESPAGNOLETTE LOCK MM.30 W/ACC.*	10 PZ
02.5075003003	**SERRATURA AD ASTA DA MM.30 BRUNITA C/ACC** */ BLACK ESPAGNOLETTE LOCK MM.30 W/ACC.*	10 PZ
02.5075004000	**SERRATURA AD ASTA DA MM.40 GREZZA C/ACC** */ RAW ESPAGNOLETTE LOCK MM.40 W/ACC.*	10 PZ
02.5075004006	**SERRATURA AD ASTA DA MM.40 OTTON. C/ACC.** */ BRASSED ESPAGNOLETTE LOCK MM.40 W/ACC.*	10 PZ

ART. - ITEM
02.5080

Serratura in stile ad asta
Antique style espagnolette lock

Serratura in stile ad aste rotanti completa di accessori. Da utilizzare con chiave piccola. Asta art.02.1070.
Antique style espagnolette lock with accessories. Small key hole. Bar item 02.1070.

DATI TECNICI/TECHNICAL DATA mm	
E	Da 20 A 30/From 20 To 30



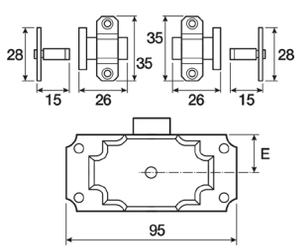

COD.	DESCRIZIONE / DESCRIPTION	
02.5080002000	**SERRATURA ART.14 MM.20 FERRO C/ACC.** */ RAW ESPAGNOLETTE LOCK MM.20 W/ACC.*	10 PZ
02.5080002003	**SERRATURA ART.14 MM.20 NERA C/ACC.** */ BLACK ESPAGNOLETTE LOCK MM.20 W/ACC.*	10 PZ
02.5080002006	**SERRATURA ART.14 MM.20 TROPIC. C/ACC.** */ YELLOW ZINC PL. ESPAGNOLETTE LOCK MM.20*	10 PZ
02.5080002500	**SERRATURA ART.15 MM.25 FERRO C/ACC.** */ RAW ESPAGNOLETTE LOCK MM.25 W/ACC.*	10 PZ
02.5080002506	**SERRATURA ART.15 MM.25 TROPIC. C/ACC.** */ YELLOW ZINC PL.ESPAGNOLETTE LOCK MM.25*	10 PZ
02.5080003000	**SERRATURA ART.16 MM.30 FERRO C/ACC.** */ RAW ESPAGNOLETTE LOCK MM.30 W/ACC.*	10 PZ
02.5080003006	**SERRATURA ART.16 MM.30 TROPIC. C/ACC.** */ YELLOW ZINC PL.ESPAGNOLETTE LOCK MM.30*	10 PZ

ART. - ITEM
02.5085

Serratura in stile ad asta
Antique style espagnolette lock

Serratura in stile ad aste rotanti completa di accessori. Da utilizzare con chiave piccola. Asta art.02.1070.
Antique style espagnolette lock with accessories. Small key hole. Bar item 02.1070.

DATI TECNICI/TECHNICAL DATA mm

E	Da 17 A 30/From 17 To 30



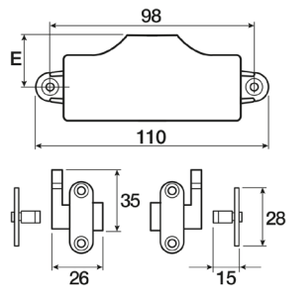

COD.	DESCRIZIONE / DESCRIPTION	
02.5085001702	**SERRATURA ART.5085/17 OTTONATA C/ACCESSO** / *BRASSED EPSAGNOLETTE LOCK MM.17 W/ACC.*	10 PZ
02.5085002002	**SERRATURA ART.5085/20 OTTONATA** / *BRASSED ESPAGNOLETTE LOCK MM.20 W/ACC.*	10 PZ
02.5085002003	**SERRATURA ART.5085/20 BRUNITA C/ACCESSO** / *BLACK ESPAGNOLETTE LOCK MM.20 W/ACC.*	10 PZ
02.5085002502	**SERRATURA ART.5085/25 OTTONATA C/ACCESSO** / *BRASSED ESPAGNOLETTE LOCK MM.25 W/ACC.*	10 PZ
02.5085003002	**SERRATURA ART.5085/30 OTTONATA C/ACCESSO** / *BRASSED ESPAGNOLETTE LOCK MM.30 W/ACC.*	10 PZ
02.5085003003	**SERRATURA ART.5085/30 BRUNITA C/ACCESSO** / *BLACK ESPAGNOLETTE LOCK MM.30 W/ACC.*	10 PZ

ART. - ITEM
02.1070

Asta esagonale
Hexagonal bar

Asta esagonale per serratura.
Hexagonal bar for lock.

DATI TECNICI/TECHNICAL DATA mm

L	90	100	120	130	140	150	160	170





COD.	DESCRIZIONE / DESCRIPTION		
02.1070090003	**ASTA ESAGONALE CM.90 VERN.NERA 105** / *BLACK ROTATING HEX.BAR CM.90*	20 PZ	50 PZ
02.1070090006	**ASTA ESAGONALE CM.90 VERN.OTTONE 101** / *YELLOW ZINC PL. ROTATING HEX BAR.CM.90*	20 PZ	50 PZ
02.1070100000	**ASTA ESAGONALE GREZZA DA CM.100** / *RAW ROTATING HEX.BAR CM.100*	20 PZ	50 PZ
02.1070100003	**ASTA ESAGONALE CM.100 VERN.NERA 105** / *BLACK ROTATING HEX.BAR CM.100*	20 PZ	50 PZ
02.1070100006	**ASTA ESAGONALE CM.100 VERN.OTTONE 101** / *YELLOW ZINC PL. ROTATING HEX BAR.CM.100*	20 PZ	50 PZ
02.1070120000	**ASTA ESAGONALE GREZZA DA CM.120** / *RAW ROTATING HEX.BAR CM.120*	20 PZ	50 PZ
02.1070120006	**ASTA ESAGONALE CM.120 VERN.OTTONE 101** / *YELLOW ZINC PL. ROTATING HEX BAR.CM.120*	20 PZ	50 PZ
02.1070130006	**ASTA ESAGONALE CM.130 VERN OTTONE 101** / *YELLOW ZINC PL. ROTATING HEX BAR.CM.130*	20 PZ	50 PZ
02.1070140003	**ASTA ESAGONALE CM.140 VERN.NERA 105** / *BLACK ROTATING HEX.BAR CM.140*	20 PZ	50 PZ
02.1070140006	**ASTA ESAGONALE CM.140 VERN.OTTONE 101** / *YELLOW ZINC PL. ROTATING HEX BAR.CM.140*	20 PZ	50 PZ
02.1070150000	**ASTA ESAGONALE GREZZA DA CM.150** / *RAW ROTATING HEX.BAR CM.150*	20 PZ	50 PZ
02.1070150006	**ASTA ESAGONALE CM.150 VERN.OTTONE 101** / *YELLOW ZINC PL. ROTATING HEX BAR.CM.150*	20 PZ	50 PZ
02.1070160003	**ASTA ESAGONALE CM.160 VERN.NERA 105** / *BLACK ROTATING HEX.BAR CM.160*	20 PZ	50 PZ
02.1070170006	**ASTA ESAGONALE CM.170 VERN.OTTONE 101** / *YELLOW ZINC PL. ROTATING HEX BAR.CM.170*	20 PZ	50 PZ

ART. - ITEM
02.5071

Rullino per serratura
Roller for lock

Rullino che si utilizza assieme al cavallotto 02.5072 per fare da guida asta nelle serrature 02.5075, 02.5080 e 02.5085.
The roller has to be used with item 02.5072 as bar guide for locks 02.5075, 02.5080 and 02.5085.



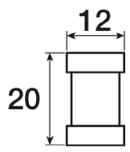

COD.	DESCRIZIONE / DESCRIPTION	
02.5071C00002	**RULLINO X SERRATURA ART.5085 OTTONATO** / *BRASSED ROLLER FOR LOCK ART.5085*	20 PZ
02.5071C00003	**RULLINO X SERRATURA ART.5085 BRUNITO** / *BLACK ROLLER FOR LOCK ART.5085*	20 PZ
02.5071S00006	**RULLINO X SERRATURA ART.5080 TROPICAL.** / *YELLOW ZINC PL.ROLLER FOR LOCK ART.5080*	20 PZ

ART. - ITEM
02.5072

Cavallotto per serratura
Saddle for lock

Cavallotto che si utilizza assieme al rullino 02.5071 per fare da guida asta nelle serrature 02.5075, 02.5080 e 02.5085.
The saddle has to be used with item 02.5071 as bar guide for locks 02.5075, 02.5080 and 02.5085.



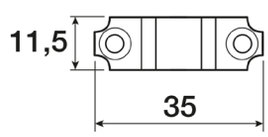

COD.	DESCRIZIONE / DESCRIPTION	
02.5072C00000	**CAVALLOTTO X SERR. ART.5085 ZAMA GREZZO** / *RAW SADDLE FOR LOCK ART.5085*	20 PZ
02.5072C00002	**CAVALLOTTO X SERR. ART.5085 ZAMA OTTON.** / *BRASSED SADDLE FOR LOCK ART.5085*	20 PZ
02.5072C00003	**CAVALLOTTO X SERR. ART.5085 ZAMA BRUNITO** / *BLACK SADDLE FOR LOCK ART.5085*	20 PZ
02.5072S00000	**CAVALLOTTO X SERR. ART.5080 ZAMA GREZZO** / *RAW SADDLE FOR LOCK ART.5080*	20 PZ
02.5072S00003	**CAVALLOTTO X SERR. ART.5080 ZAMA BRUNITO** / *BLACK SADDLE FOR LOCK ART.5080*	20 PZ
02.5072S00006	**CAVALLOTTO X SERR. ART.5080 ZAMA TROPIC.** / *YELLOW ZINC PL.SADDLE FOR LOCK ART.5080*	20 PZ

ART. - ITEM
02.0215B

Serratura ad asta in zama a vite
Zamak screw-on espagnolette lock

Serratura ad aste rotanti con catenaccio centrale. Fissaggio a vite. Da utilizzare con chiave piccola
Espagnolette lock available with deadbolt. Screw-in lock. Small key hole.

DATI TECNICI/TECHNICAL DATA mm	
E	Da 15 A 30/From 15 To 30



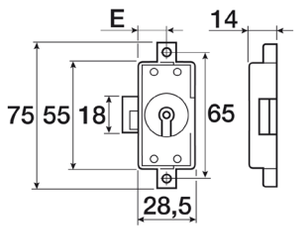

COD.	DESCRIZIONE / DESCRIPTION		
02.0215NB01500	**SERRATURA ART.103 MM.15 GREZZA S/ACC.** */ RAW LOCK ART.103 MM.15*	20 PZ	50 PZ
02.0215NB01501	**SERRATURA ART.103 MM.15 RAMATA S/ACC.** */ BRONZED LOCK ART.103 MM.15*	20 PZ	50 PZ
02.0215NB01503	**SERRATURA ART.103 MM.15 BRUNITA S/ACC.** */ BLACK LOCK ART.103 MM.15*	20 PZ	50 PZ
02.0215NB01504	**SERRATURA ART.103 MM.15 OTT.ANTIC.S/ACC.** */ ANTIQUE BRASS LOCK ART.103 MM.15*	20 PZ	50 PZ
02.0215NBD2000	**SERRATURA ART.103 MM.20 DX GREZZA S/ACC.** */ RIGHT RAW LOCK ART.103 MM.20*	20 PZ	50 PZ
02.0215NBD2001	**SERRATURA ART.103 MM.20 DX RAMATA S/ACC.** */ RIGHT BRONZED LOCK ART.103 MM.20*	20 PZ	50 PZ
02.0215NBD2003	**SERRATURA ART.103 MM.20 DX BRUNITA S/AC.** */ RIGHT BLACK LOCK ART.103 MM.20*	20 PZ	50 PZ
02.0215NBD2500	**SERRATURA ART.103 MM.25 DX GREZZA S/ACC.** */ RIGHT RAW LOCK ART.103 MM.25*	20 PZ	50 PZ
02.0215NBD2501	**SERRATURA ART.103 MM.25 DX RAMATA S/ACC.** */ RIGHT BRONZED LOCK ART.103 MM.25*	20 PZ	50 PZ
02.0215NBD2503	**SERRATURA ART.103 MM.25 DX BRUNITA S/ACC** */ RIGHT BLACK LOCK ART.103 MM.25*	20 PZ	50 PZ
02.0215NBD3000	**SERRATURA ART.103 MM.30 DX GREZZA S/ACC.** */ RIGHT RAW LOCK ART.103 MM.30*	20 PZ	50 PZ
02.0215NBD3001	**SERRATURA ART.103 MM.30 DX RAMATA S/ACC.** */ RIGHT BRONZED LOCK ART.103 MM.30*	20 PZ	50 PZ
02.0215NBD3003	**SERRATURA ART.103 MM.30 DX BRUNITA S/ACC** */ RIGHT BLACK LOCK ART.103 MM.30*	20 PZ	50 PZ
02.0215NBS2000	**SERRATURA ART.103 MM.20 SX GREZZA S/ACC.** */ LEFT RAW LOCK ART.103 MM.20*	20 PZ	50 PZ
02.0215NBS2001	**SERRATURA ART.103 MM.20 SX RAMATA S/ACC.** */ LEFT BRONZED LOCK ART.103 MM.20*	20 PZ	50 PZ
02.0215NBS2003	**SERRATURA ART.103 MM.20 SX BRUNITA S/AC.** */ LEFT BLACK LOCK ART.103 MM.20*	20 PZ	50 PZ
02.0215NBS2500	**SERRATURA ART.103 MM.25 SX GREZZA S/ACC.** */ LEFT RAW LOCK ART.103 MM.25*	20 PZ	50 PZ
02.0215NBS2501	**SERRATURA ART.103 MM.25 SX RAMATA S/ACC.** */ LEFT BRONZED LOCK ART.103 MM.25*	20 PZ	50 PZ
02.0215NBS2503	**SERRATURA ART.103 MM.25 SX BRUNITA S/ACC** */ LEFT BLACK LOCK ART.103 MM.25*	20 PZ	50 PZ
02.0215NBS3000	**SERRATURA ART.103 MM.30 SX GREZZA S/ACC.** */ LEFT RAW LOCK ART.103 MM.25*	20 PZ	50 PZ
02.0215NBS3001	**SERRATURA ART.103 MM.30 SX RAMATA S/ACC.** */ LEFT BRONZED LOCK ART.103 MM.30*	20 PZ	50 PZ
02.0215NBS3003	**SERRATURA ART.103 MM.30 SX BRUNITA S/A** */ LEFT BLACK LOCK ART.103 MM.30*	20 PZ	50 PZ

ART. - ITEM
02.0399S

Set accessori a vite
Screw-on accessories

Set accessori a vite composto da: 1 gancio destro, 1 gancio sinistro completi di supporto e 2 guida asta.
Screw-in accessories: 1 right hook, 1 left hook with supports and 2 bar guides.



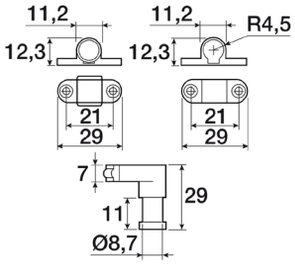

COD.	DESCRIZIONE / DESCRIPTION		
02.0399S00000	**CP.GANCI+GUIDA ASTA X ART.103 GREZZI** / *KIT RAW ACCESSORIES FOR ART.103*	20 PZ	50 PZ
02.0399S00001	**CP.GANCI+GUIDA ASTA X ART.103 RAMATO** / *KIT BRONZED ACCESSORIES FOR ART.103*	20 PZ	50 PZ
02.0399S00003	**CP.GANCI+GUIDA ASTA X ART.103 BRUNITO** / *KIT BLACK ACCESSORIES FOR ART.103*	20 PZ	50 PZ
02.0399S00004	**CP.GANCI+GUIDA ASTA X ART.103 OT.ANTICO** / *KIT ANTIQUE BRASS ACCESSORIES FOR ART.10*	20 PZ	50 PZ

ART. - ITEM
02.0650S

Perno regolabile da avvitare
Adjustable screw-on pin

Perno regolabile da avvitare per serrature ad aste rotanti.
Adjustable screw in pin for espagnolette lock.



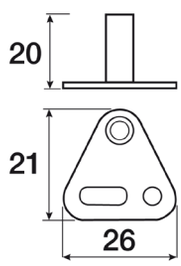

COD.	DESCRIZIONE / DESCRIPTION		
02.0650S01600	**PERNO REGOL.MM.16 GREZZO X ART.103** / *RAW PIN FOR ART.103 MM.16*	40 PZ	100 PZ
02.0650S01601	**PERNO REGOL.MM.16 RAMATO X ART.103** / *BRONZED PIN FOR ART.103 MM.16*	40 PZ	100 PZ
02.0650S01603	**PERNO REGOL.MM.16 BRUNITO X ART.103** / *BLACK PIN FOR ART.103 MM.16*	40 PZ	100 PZ
02.0650S01604	**PERNO REGOL.MM.16 OTT.ANTICO X ART.103** / *ANTIQUE BRASS PIN FOR ART.103 MM.16*	40 PZ	100 PZ

ART. - ITEM
02.0215N

Serratura ad asta in zama a vite
Zamak, screw-on espagnolette lock

Serratura ad aste rotanti disponibili con o senza chiusura centrale. Fissaggio a vite. Da utilizzare con chiave piccola.
Espagnolette lock available with or without deadbolt. Screw-in lock. Small key hole.

DATI TECNICI/TECHNICAL DATA mm

E	00-15-20-25-33



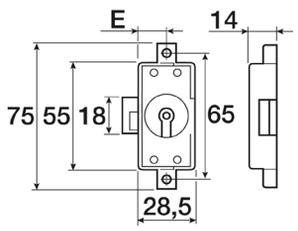

COD.	DESCRIZIONE / DESCRIPTION		
02.0215N00001	**SERRATURA ART.215/N CAT.FILO BRONZATA** / *BRONZED LOCK ART.215/N W/OUT BOLT*	20 PZ	50 PZ
02.0215N00002	**SERRATURA ART.215/N CAT.FILO OTTONATA** / *BRASSED LOCK ART.215/N W/OUT BOLT*	20 PZ	50 PZ
02.0215N00008	**SERRATURA ART.215/N CAT.FILO NICHELATA** / *NICKEL LOCK ART.215/N W/OUT BOLT*	20 PZ	50 PZ
02.0215ND1501	**SERRATURA ART.215/N BRZ.S/ACC.MM.15 DX** / *RIGHT BRONZED LOCK 215/N MM.15*	20 PZ	50 PZ
02.0215ND1502	**SERRATURA ART.215/N OTT.S/ACC.MM.15 DX** / *RIGHT BRASSED LOCK 215/N MM.15*	20 PZ	50 PZ
02.0215ND1503	**SERRATURA ART.215/N NERA S/ACC.MM.15 DX** / *RIGHT BLACK LOCK ART.215/N MM.15*	20 PZ	50 PZ
02.0215ND1504	**SERRATURA ART.215/N OT.ANT.DX.MM.15 S/AC** / *RIGHT ANTIQUE BRASS LOCK ART.215/N MM.15*	20 PZ	50 PZ
02.0215ND1508	**SERRATURA ART.215/N NICH.MM.15 DX S/ACCE** / *RIGHT NICKEL PLATED LOCK ART.215/N MM.15*	20 PZ	50 PZ
02.0215ND2001	**SERRATURA ART.215/N BRONZ.S/ACC.MM.20 DX** / *RIGHT BRONZED LOCK ART.215/N MM.20*	20 PZ	50 PZ
02.0215ND2002	**SERRATURA ART.215/N OTTON.S/ACC.MM.20 DX** / *RIGHT BRASSED LOCK ART.215/N MM.20*	20 PZ	50 PZ
02.0215ND2003	**SERRATURA ART.215/N NERA S/ACC.MM.20 DX** / *RIGHT BLACK LOCK ART.215/N MM.20*	20 PZ	50 PZ
02.0215ND2004	**SER.ART.215/N OT.ANTICATA S/ACC.MM.20 DX** / *RIGHT ANTIQUE BRASS LOCK ART.215/N MM.20*	20 PZ	50 PZ
02.0215ND2501	**SERRATURA ART.215/N BRONZO CAT.MM.48 DX** / *RIGHT BRONZED LOCK 215/N BOLT MM.48*	20 PZ	50 PZ
02.0215ND2502	**SERRATURA ART.215/N OTTON.CAT.MM.48 DX** / *BRASSED RIGHT LOCK ART.215/N BOLT MM.48*	20 PZ	50 PZ
02.0215ND2503	**SERRATURA ART.215/N NERA CAT.MM.48 DX** / *RIGHT BLACK LOCK ART.215/N BOLT MM.48*	20 PZ	50 PZ
02.0215ND2504	**SER.ART.215/N OTT.ANTICATA CAT.MM.48 DX** / *RIGHT ANTIQUE BRASS LOCK BOLT MM.48*	20 PZ	50 PZ
02.0215ND2508	**SERRATURA ART.215/N NICHEL CAT.MM.48 DX** / *RIGHT NICKEL PLATED LOCK BOLT MM.48*	20 PZ	50 PZ
02.0215ND3301	**SERRATURA ART.215/N BRONZO CAT.MM.55 DX** / *RIGHT BRONZED LOCK ART.215/N BOLT MM.55*	20 PZ	50 PZ
02.0215ND3302	**SERRATURA ART.215/N OTTON.CAT.MM.55 DX** / *RIGHT BRASSED LOCK ART.215/N BOLT MM.55*	20 PZ	50 PZ
02.0215ND3308	**SERRATURA ART.215/N NICHEL CAT.MM.55 DX** / *RIGHT NICKEL PLATED LOCK BOLT MM.55*	20 PZ	50 PZ
02.0215NS1501	**SERRATURA ART.215/N BRONZ.S/ACC.MM.15 SX** / *LEFT BRONZED LOCK ART.215/N MM.15*	20 PZ	50 PZ
02.0215NS1502	**SERRATURA ART.215/N OTT.S/ACC.MM.15 SX** / *LEFT BRASSED LOCK ART.215/N MM.15*	20 PZ	50 PZ
02.0215NS1503	**SERRATURA ART.215/N NERA S/ACC.MM.15 SX** / *LEFT BLACK LOCK ART.215/N MM.15*	20 PZ	50 PZ
02.0215NS1504	**SERRATURA ART.215/N OT.ANT.SX.MM.15 S/AC** / *LEFT ANTIQUE BRASS LOCK ART.215/N MM.15*	20 PZ	50 PZ
02.0215NS1508	**SERRATURA ART.215/N NICH.MM.15 SX S/ACCE** / *LEFT NICKEL PLATED LOCK ART.215/N MM.15*	20 PZ	50 PZ
02.0215NS2001	**SERRATURA ART.215/N BRONZ S/ACC.MM.20 SX** / *LEFT BRONZED LOCK ART.215/N MM.20*	20 PZ	50 PZ
02.0215NS2002	**SERRATURA ART.215/N OTTON.S/ACC.MM.20 SX** / *LEFT BRASSED LOCK ART.215/N MM.20*	20 PZ	50 PZ
02.0215NS2501	**SERRATURA ART.215/N BRONZO CAT.MM.48 SX** / *LEFT BRONZED LOCK ART.215/N BOLT MM.48*	20 PZ	50 PZ
02.0215NS2502	**SERRATURA ART.215/N OTTON.CAT.MM.48 SX** / *LEFT BRASSED LOCK ART.215/N BOLT MM.48*	20 PZ	50 PZ
02.0215NS2504	**SER.ART.215/N CAT.MM.48 OTT.ANTICATA SX** / *LEFT ANTIQUE BRASS LOCK BOLT MM.48*	20 PZ	50 PZ
02.0215NS3301	**SERRATURA ART.215/N BRONZO CAT.MM.55 SX** / *LEFT BRONZED LOCK 215/N BOLT MM.33*	20 PZ	50 PZ
02.0215NS3302	**SERRATURA ART.215/N CAT.MM.55 OTTON. SX** / *LEFT BRASSED LOCK ART.215/N BOLT MM.55*	20 PZ	50 PZ
02.0215NS3308	**SERRATURA ART.215/N CAT.MM.55 NICHEL.SX** / *LEFT NICKEL PL.LOCK ART.215/N BOLT MM.55*	20 PZ	50 PZ

ART. - ITEM
02.0223N

Serratura ad asta in zama a vite
Zamak screw-on espagnolette lock

Serratura ad aste rotanti con chiusura centrale. Fissaggio a vite. Da utilizzare con chiave piccola.
Espagnolette lock with central locking. Screw-on lock. Small key hole.



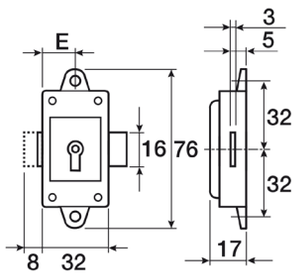

DATI TECNICI/TECHNICAL DATA mm

E	00	15

COD.	DESCRIZIONE / DESCRIPTION	
02.0223N00F01	**SERRATURA ART.223/N BRONZ CAT.FILO S/ACC** / *BRONZED LOCK ART.223/N W/OUT BOLT*	20 PZ
02.0223N10001	**SERRATURA ART.223/N BRONZO S/ACC.** / *BRONZED LOCK ART.223/N W/OUT ACCESSORIES*	20 PZ
02.0223N10002	**SERRATURA ART.223/N OTTONATA S/ACC.** / *BRASSED LOCK ART.223/N W/OUT ACCESSORIES*	20 PZ
02.0223N10004	**SERRATURA ART.223/N OTT.ANTICO S/ACC.** / *ANTIQUE BRASS LOCK ART.223/N W/OUT ACCES*	20 PZ
02.0223N10008	**SERRATURA ART.223/N NICHELATA S/ACC.** / *NICKEL PLATED LOCK ART.223/N W/OUT ACCES*	20 PZ

ART. - ITEM
02.0399

Set accessori a vite
Screw-on accessories

Set accessori a vite composto da: 1 gancio destro, 1 gancio sinistro completi di supporto e 2 guida asta.
Screw-in accessories: 1 right hook, 1 left hook with supports and 2 bar guides.



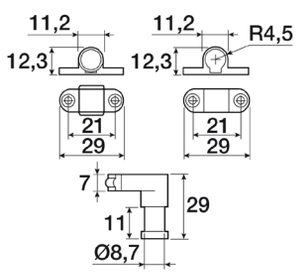

COD.	DESCRIZIONE / DESCRIPTION		
02.0399000001	**CP.GANCI+GUIDA ASTA X 223/215 BRONZO** / *KIT BRONZED ACCESSORIES FOR ART.223/215*	20 PZ	50 PZ
02.0399000002	**CP.GANCI+GUIDA ASTA X 223/215 OTTON.** / *KIT BRASSED ACCESSORIES FOR ART.223/215*	20 PZ	50 PZ
02.0399000003	**CP.GANCI+GUIDA ASTA X 223/215 NERI** / *KIT BLACK ACCESSORIES FOR ART.223/215*	20 PZ	50 PZ
02.0399000004	**CP.GANCI+GUIDA ASTA X 223/215 OTTONATO A** / *KIT ANTIQUE BRASS ACCESSORIES*	20 PZ	50 PZ
02.0399000008	**CP.GANCI+GUIDA ASTA X 223/215 NICHEL** / *KIT NICKEL PLATED ACCESSORIES*	20 PZ	50 PZ

ART. - ITEM
02.0650

Perno regolabile da avvitare
Adjustable screw-on pin

Perno regolabile da avvitare per serrature ad aste rotanti.
Adjustable screw in pin for espagnolette lock.



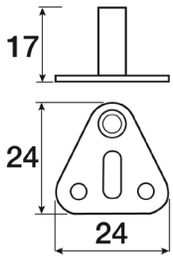

COD.	DESCRIZIONE / DESCRIPTION		
02.0650001601	**PERNO ART.363 REGOL.MM.16 BRONZO** / *BRONZED PIN ART.363 MM.16*	40 PZ	100 PZ
02.0650001602	**PERNO ART.363 REGOL.MM.16 OTTONATO** / *BRASSED PIN ART.363 MM.16*	40 PZ	100 PZ
02.0650001603	**PERNO ART.363 REGOL.MM.16 NERO** / *BLACK PIN ART.363 MM.16*	40 PZ	100 PZ
02.0650001604	**PERNO ART.363 REGOL.MM.16 OTT.ANTICATO** / *ANTIQUE BRASS PIN ART.363 MM.16*	40 PZ	100 PZ
02.0650001608	**PERNO ART.363 REGOL.MM.16 NICHELATO** / *NICKEL PLATED PIN ART.363 MM.16*	40 PZ	100 PZ

ART. - ITEM
02.0601

Perno eccentrico 6MA
Eccentric pin 6MA

Perno eccentrico 6MA per serrature ad aste rotanti.
Eccentric pin 6MA for espagnolette lock.



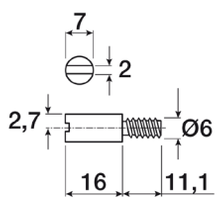

COD.	DESCRIZIONE / DESCRIPTION		
02.0601000001	**PERNO ECCENTRICO 6MA BRONZATO** / *BRONZED PIN 6MA*	40 PZ	100 PZ
02.0601000009	**PERNO ECCENTRICO 6MA ZINCATO** / *ZINC-PLATED PIN 6MA*	40 PZ	100 PZ

ART. - ITEM
04.0024

Bussola in nylon
Nylon socket

Bussola in nylon, con finitura neutra.
Nylon socket with neutral finishing.

DATI TECNICI/TECHNICAL DATA mm			
Ø	11	11	11
F	6MA	6MA	4MA
L	13	11	11



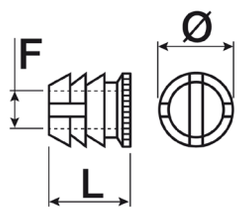

COD.	DESCRIZIONE / DESCRIPTION		
04.00244M1100	**BUSSOLA NYLON Ø11 4MAX11** / *NYLON SOCKET ART.513 Ø11 4MAX11*	500 PZ	10000 PZ
04.00246E1100	**BUSSOLA NYLON Ø11 6MAX11 AD ESP.** / *EXPANSION NYLON SOCKET Ø11 6MAX11*	500 PZ	10000 PZ
04.00246M1100	**BUSSOLA NYLON Ø11 6MAX11** / *NYLON SOCKET ART.513 Ø11 6MAX11*	500 PZ	10000 PZ
04.00246M1300	**BUSSOLA NYLON Ø11 6MAX13** / *NYLON SOCKET ART.513 Ø11 6MAX13*	500 PZ	5000 PZ

ART. - ITEM
02.0700

Serratura ad asta in zama a vite
Zamak, screw-on espagnolette lock

Serratura ad aste rotanti disponibili con o senza chiusura centrale. Fissaggio a vite. Disponibile sia destra sia sinistra. Da utilizzare con chiave piccola.
Espagnolette lock available with or without central locking. Screw-on lock. The lock is available right or left. Small key hole.

DATI TECNICI/TECHNICAL DATA mm					
E	15	20	25	30	00



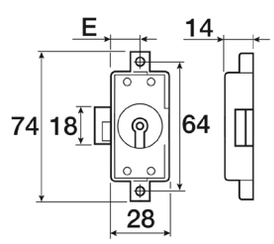

COD.	DESCRIZIONE / DESCRIPTION	
02.0700001501	**SERRATURA ART.700 MM.15 DX BRONZATA** / *RIGHT BRONZED LOCK ART.700 MM.15*	25 PZ
02.0700001508	**SERRATURA ART.700 MM.15 DX NICHELATA** / *RIGHT NICKEL PLATED LOCK ART.700 MM.15*	25 PZ
02.0700002001	**SERRATURA ART.700 MM.20 DX BRONZATA** / *RIGHT BRONZED LOCK ART.700 MM.20*	25 PZ
02.0700002008	**SERRATURA ART.700 MM.20 DX NICHELATA** / *RIGHT NICKEL PLATED LOCK ART.700 MM.20*	25 PZ
02.0700002501	**SERRATURA ART.700 MM.25 DX BRONZATA** / *RIGHT BRONZED LOCK ART.700 MM.25*	25 PZ
02.0700003001	**SERRATURA ART.700 MM.30 DX BRONZATA** / *RIGHT BRONZED LOCK ART.700 MM.30*	25 PZ
02.0700D00001	**SERRATURA ART.700-00 DX BRONZATA S/LEV.** / *RIGHT BRONZED LOCK ART.700-00 W/OUT LEVE*	25 PZ
02.0700D00008	**SERRATURA ART.700-00 DX NICHELATA S/LEV.** / *RIGHT NICKEL PLATED LOCK W/OUT LEVER*	25 PZ
02.0700S00001	**SERRATURA ART.700-00 SX BRONZATA S/LEV.** / *LEFT BRONZED LOCK ART.700-00 W/OUT LEVER*	25 PZ
02.0700S00008	**SERRATURA ART.700-00 SX NICHELATA S/LEV.** / *LEFT NICKEL LOCK ART.700-00 W/OUT LEVER*	25 PZ
02.0700S01501	**SERRATURA ART.700 MM.15 SX BRONZATA** / *LEFT BRONZED LOCK ART.700 MM.15*	25 PZ
02.0700S01508	**SERRATURA ART.700 MM.15 SX NICHELATA** / *LEFT NICKEL PLATED LOCK ART.700 MM.15*	25 PZ
02.0700S02001	**SERRATURA ART.700 MM.20 SX BRONZATA** / *LEFT BRONZED LOCK ART.700 MM.20*	25 PZ
02.0700S02501	**SERRATURA ART.700 MM.25 SX BRONZATA** / *LEFT BRONZED LOCK ART.700 MM.25*	25 PZ
02.0700S03001	**SERRATURA ART.700 MM.30 SX BRONZATA** / *LEFT BRONZED LOCK ART.700 MM.30*	25 PZ

ART. - ITEM
02.0613

Gancio fissaggio a vite
Screw-in hook

Gancio fissaggio a vite destro o sinistro per serratura art.02.0700.
Disponibile sia destro sia sinistro.
Screw-on hook for lock 02.0700, available right or left.



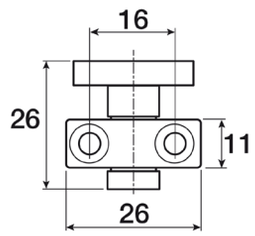

COD.	DESCRIZIONE / DESCRIPTION	
02.0613000001	**GANCIO ART.061.3 BRONZATO** / *BRONZED HOOK ART.061.3*	25 PZ
02.0613000008	**GANCIO ART.061.3 NICHELATO** / *NICKEL PLATED HOOK ART.061.3*	25 PZ
02.0623000001	**GANCIO ART.062.3 BRONZATO** / *BRONZED HOOK ART.062.3*	25 PZ
02.0623000008	**GANCIO ART.062.3 NICHELATO** / *NICKEL PLATED HOOK ART.062.3*	25 PZ

ART. - ITEM
02.0653

Guida asta da avvitare
Screw-in bar guide

Guida asta per serratura 02.0700.
Bar guide for lock 02.0700.



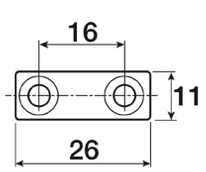

COD.	DESCRIZIONE / DESCRIPTION	
02.0653000001	**GUIDA ASTA X SERR.ART.700 BRONZATA** / *BRONZED BAR GUIDE FOR ART.700*	50 PZ
02.0653000008	**GUIDA ASTA X SERR.ART.700 NICHELATA** / *NICKEL PLATED BAR GUIDE FOR ART.700*	50 PZ

ART. - ITEM
02.1001

Asta per serratura
Bar for lock

Asta per serratura ad aste rotanti. Fornibili tagliate a misura con lotti minimi di 50 pezzi.
Bar for espagnolette lock. On request, available in different sizes, M.O.Q. 50pcs.

DATI TECNICI/TECHNICAL DATA mm

L	Da 800 A 1700/From 800 To 1700



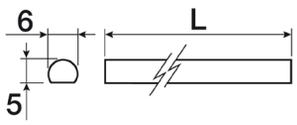

COD.	DESCRIZIONE / DESCRIPTION		
02.1001080000	**ASTA X SERR.ART.223/80 GREZZA** / *RAW ROTATING BAR CM.80*	20 PZ	50 PZ
02.1001080001	**ASTA X SERR.ART.223/80 VERN.BRONZO 106** / *BRONZED ROTATING BAR CM.80*	20 PZ	50 PZ
02.1001080002	**ASTA X SERR.ART.223/80 OTTONATA** / *BRASSED ROTATING BAR CM.80*	20 PZ	50 PZ
02.1001080003	**ASTA X SERR.ART.223/80 VERN.NERA 105** / *BLACK ROTATING BAR CM.80*	20 PZ	50 PZ
02.1001080004	**ASTA X SERR.ART.223/80 VERN.OTT.ANT.104** / *ANTIQUE BRASS ROTATING BAR CM.80*	20 PZ	50 PZ
02.1001090000	**ASTA X SERR.ART.223/90 GREZZA** / *RAW ROTATING BAR CM.90*	20 PZ	50 PZ
02.1001090001	**ASTA X SERR.ART.223/90 VERN.BRONZO 106** / *BRONZED ROTATING BAR CM.90*	20 PZ	50 PZ
02.1001090002	**ASTA X SERR.ART.223/90 OTTONATA** / *BRASSED ROTATING BAR CM.90*	20 PZ	50 PZ
02.1001090003	**ASTA X SERR.ART.223/90 VERN.NERA 105** / *BLACK ROTATING BAR CM.90*	20 PZ	50 PZ
02.1001090004	**ASTA X SERR.ART.223/90 VER.OTT.ANTIC.104** / *ANTIQUE BRASS ROTATING BAR CM.90*	20 PZ	50 PZ
02.1001090008	**ASTA X SERR.ART.223/90 NICHELATA** / *NICKEL PLATED ROTATING BAR CM.90*	20 PZ	50 PZ
02.1001100000	**ASTA X SERR.ART.223/100 GREZZA** / *RAW ROTATING BAR CM.100*	20 PZ	50 PZ
02.1001100001	**ASTA X SERR.ART.223/100 VERN.BRONZO 106** / *BRONZED ROTATING BAR CM.100*	20 PZ	50 PZ
02.1001100002	**ASTA X SERR.ART.223/100 OTTONATA** / *BRASSED ROTATING BAR CM.100*	20 PZ	50 PZ
02.1001100003	**ASTA X SERR.ART.223/100 VERN.NERA 105** / *BLACK ROTATING BAR CM.100*	20 PZ	50 PZ
02.1001100004	**ASTA X SERR.ART.223/100 VERN.OTT.ANT.104** / *ANTIQUE BRASS ROTATING BAR CM.100*	20 PZ	50 PZ
02.1001100008	**ASTA X SERR.ART.223/100 NICHELATA** / *NICKEL PLATED ROTATING BAR CM.100*	20 PZ	50 PZ
02.1001110000	**ASTA X SERR.ART.223/110 GREZZA** / *RAW ROTATING BAR CM.110*	20 PZ	50 PZ
02.1001110001	**ASTA X SERR.ART.223/110 VERN.BRONZO 106** / *BRONZED ROTATING BAR CM.110*	20 PZ	50 PZ
02.1001110002	**ASTA X SERR.ART.223/110 OTTONATA** / *BRASSED ROTATING BAR CM.110*	20 PZ	50 PZ
02.1001110003	**ASTA X SERR.ART.223/110 VERN.NERA 105** / *BLACK ROTATING BAR CM.110*	20 PZ	50 PZ
02.1001110004	**ASTA X SERR.ART.223/110 VERN.OTT.ANT.104** / *ANTIQUE BRASS ROTATING BAR CM.110*	20 PZ	50 PZ
02.1001110008	**ASTA X SERR.ART.223/110 NICHELATA** / *NICKEL PLATED ROTATING BAR CM.110*	20 PZ	50 PZ
02.1001120000	**ASTA X SERR.ART.223/120 GREZZA** / *RAW ROTATING BAR CM.120*	20 PZ	50 PZ
02.1001120001	**ASTA X SERR.ART.223/120 VERN.BRONZO 106** / *BRONZED ROTATING BAR CM.120*	20 PZ	50 PZ
02.1001120002	**ASTA X SERR.ART.223/120 OTTONATA** / *BRASSED ROTATING BAR CM.120*	20 PZ	50 PZ
02.1001120003	**ASTA X SERR.ART.223/120 VERN.NERA 105** / *BLACK ROTATING BAR CM.120*	20 PZ	50 PZ
02.1001120004	**ASTA X SERR.ART.223/120 VERN.OTT.ANT.104** / *ANTIQUE BRASS ROTATING BAR CM.120*	20 PZ	50 PZ
02.1001120008	**ASTA X SERR.ART.223/120 NICHELATA** / *NICKEL PLATED ROTATING BAR CM.120*	20 PZ	50 PZ
02.1001130000	**ASTA X SERR.ART.223/130 GREZZA** / *RAW ROTATING BAR CM.130*	20 PZ	50 PZ
02.1001130001	**ASTA X SERR.ART.223/130 VERN.BRONZO 106** / *BRONZED ROTATING BAR CM.130*	20 PZ	50 PZ
02.1001130002	**ASTA X SERR.ART.223/130 OTTONATA** / *BRASSED ROTATING BAR CM.130*	20 PZ	50 PZ
02.1001130003	**ASTA X SERR.ART.223/130 VERN.NERA 105** / *BLACK ROTATING BAR CM.130*	20 PZ	50 PZ
02.1001130004	**ASTA X SERR.ART.223/130 VERN.OTT.ANT.104** / *ANTIQUE BRASS ROTATING BAR CM.130*	20 PZ	50 PZ
02.1001130008	**ASTA X SERR.ART.223/130 NICHELATA** / *NICKEL PLATED ROTATING BAR CM.130*	20 PZ	50 PZ
02.1001140000	**ASTA X SERR.ART.223/140 GREZZA** / *RAW ROTATING BAR CM.140*	20 PZ	50 PZ
02.1001140001	**ASTA X SERR.ART.223/140 VERN.BRONZO 106** / *BRONZED ROTATING BAR CM.140*	20 PZ	50 PZ
02.1001140002	**ASTA X SERR.ART.223/140 OTTONATA** / *BRASSED ROTATING BAR CM.140*	20 PZ	50 PZ
02.1001140003	**ASTA X SERR.ART.223/140 VERN.NERA 105** / *BLACK ROTATING BAR CM.140*	20 PZ	50 PZ
02.1001140004	**ASTA X SERR.ART.223/140 VERN.OTT.ANT.104** / *ANTIQUE BRASS ROTATING BAR CM.140*	20 PZ	50 PZ

COD.	DESCRIZIONE / DESCRIPTION		
02.1001140008	**ASTA X SERR.ART.223/140 NICHELATA** / *NICKEL PLATED ROTATING BAR CM.140*	20 PZ	50 PZ
02.1001150000	**ASTA X SERR.ART.223/150 GREZZA** / *RAW ROTATING BAR CM.150*	20 PZ	50 PZ
02.1001150001	**ASTA X SERR.ART.223/150 VERN.BRONZO 106** / *BRONZED ROTATING BAR CM.150*	20 PZ	50 PZ
02.1001150002	**ASTA X SERR.ART.223/150 OTTONATA** / *BRASSED ROTATING BAR CM.150*	20 PZ	50 PZ
02.1001150003	**ASTA X SERR.ART.223/150 VERN.NERA 105** / *BLACK ROTATING BAR CM.150*	20 PZ	50 PZ
02.1001150008	**ASTA X SERR.ART.223/150 NICHELATA** / *NICKEL PLATED ROTATING BAR CM.150*	20 PZ	50 PZ
02.1001160000	**ASTA X SERR.ART.223/160 GREZZA** / *RAW ROTATING BAR CM.160*	20 PZ	50 PZ
02.1001160001	**ASTA X SERR.ART.223/160 VERN.BRONZO.106** / *BRONZED ROTATING BAR CM.160*	20 PZ	50 PZ
02.1001160002	**ASTA X SERR.ART.223/160 OTTONATA** / *BRASSED ROTATING BAR CM.160*	20 PZ	50 PZ
02.1001160003	**ASTA X SERR.ART.223/160 VERN.NERA 105** / *BLACK ROTATING BAR CM.160*	20 PZ	50 PZ
02.1001160004	**ASTA X SERR.ART.223/160 VERN.OTT.ANT.104** / *ANTIQUE BRASS ROTATING BAR CM.160*	20 PZ	50 PZ
02.1001160008	**ASTA X SERR.ART.223/160 NICHELATA** / *NICKEL PLATED ROTATING BAR CM.160*	20 PZ	50 PZ
02.1001170000	**ASTA X SERR.ART.223/170 GREZZA** / *RAW ROTATING BAR CM.170*	20 PZ	50 PZ
02.1001170001	**ASTA X SERR.ART.223/170 VERN.BRONZO 106** / *BRONZED ROTATING BAR CM.170*	20 PZ	50 PZ
02.1001170003	**ASTA X SERR.ART.223/170 VERN.NERA 105** / *BLACK ROTATING BAR CM.170*	20 PZ	50 PZ
02.1001170004	**ASTA X SERR.ART.223/170 VERN.OTT.ANT.104** / *ANTIQUE BRASS ROTATING BAR CM.170*	20 PZ	50 PZ
02.1001170008	**ASTA X SERR.ART.223/170 NICHELATA** / *NICKEL PLATED ROTATING BAR CM.170*	20 PZ	50 PZ

ART. - ITEM
02.0333

Serratura a stringa destra o sinistra
Espagnolette lock right or left

Serratura a stringa da incassare. Da utilizzare con chiave piccola.
Recessed espagnolette lock. Small key h ole.



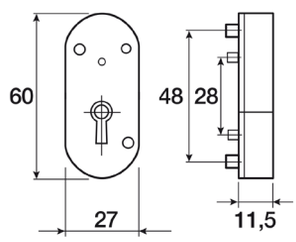

COD.	DESCRIZIONE / DESCRIPTION	
02.0333000000	**SERRATURA ART.67/B DX B.FERRO** / *RIGHT RAW LOCK ART.67/B*	20 PZ
02.0333S00000	**SERRATURA ART.67/B SX B.FERRO** / *LEFT RAW LOCK ART.67/B*	20 PZ

ART. - ITEM
02.0333B

Serratura a stringa
Espagnolette lock

Serratura a stringa da incassare con 2 asole di fissaggio. Da utilizzare con chiave piccola.
Recessed espagnolette lock with two fixing slots. Small key hole.



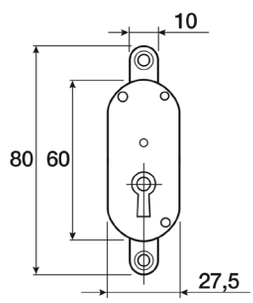

COD.	DESCRIZIONE / DESCRIPTION	
02.0333B00000	**SERRATURA ART.67 DX B.FERRO** / *RIGHT RAW LOCK ART.67*	20 PZ

ART. - ITEM
02.0230

Serratura a stringa a 2 giri
Espagnolette lock

Serratura a stringa da incassare. Da utilizzare con chiave piccola.
Recessed espagnolette lock. Small key hole.



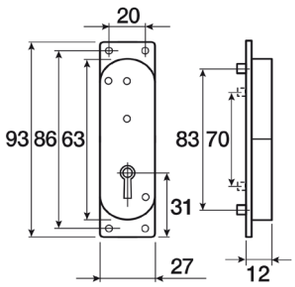

COD.	DESCRIZIONE / DESCRIPTION	
02.0230000000	**SERRATURA ART.27 B.FERRO** / *RAW LOCK ART.27*	20 PZ

ART. - ITEM
02.0145

Serratura a stringa
Espagnolette lock

Serratura a stringa da applicare senza chiusura centrale. Da utilizzare con chiave piccola.
Screw-on espagnolette lock without central locking. Small key hole.



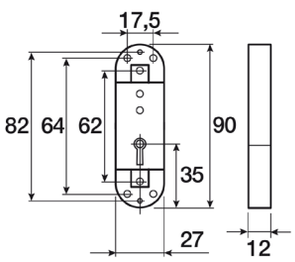

COD.	DESCRIZIONE / DESCRIPTION	
02.0145000000	**SERRATURA ART.145 DX FERRO** / *RIGHT RAW LOCK ART.145*	20 PZ

ART. - ITEM
02.0090

Pozzetto a rullo
Bar striking plate

Pozzetto a rullo utilizzato come incontro per le aste art.02.1002.
Bar striking plate for item 02.1002.

DATI TECNICI/TECHNICAL DATA mm	
Ø	16



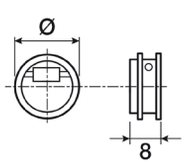

COD.	DESCRIZIONE / DESCRIPTION	
02.0090001600	**POZZETTO A RULLO Ø16** / *STRIKING PLATE WITH ROLLER Ø16*	50 PZ

ART. - ITEM
02.0103

Cavallotto per asta
Saddle for bar

Cavallotto per serrature a stringa.
Saddle for espagnolete lock



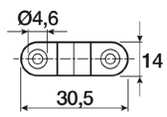

COD.	DESCRIZIONE / DESCRIPTION	
02.0103000000	**CAVALLOTTO ART.103 STONDATO GREZZO** / *RAW SADDLE ART.103*	50 PZ
02.0103000002	**CAVALLOTTO ART.103 STONDATO OTT.** / *BRASSED SADDLE ART.103*	50 PZ

ART. - ITEM
02.0107

Copriserratura
Cover lock

Placca copriserratura da utilizzare per coprire le serrature a stringa incassate.
Cover lock suitable to cover the recessed espagnolette locks.

DATI TECNICI/TECHNICAL DATA mm	
	90x35



COD.	DESCRIZIONE / DESCRIPTION	
02.0107009002	**PIASTRA COPRISERRATURA MM.90 OTTONATA** / *BRASSED COVER PLATE MM.90*	20 PZ

ART. - ITEM
02.1002

Asta mezza tonda
Half round bar

Asta mezza tonda per serratura a stringa.
Half round bar for sliding bar lock.

DATI TECNICI/TECHNICAL DATA mm						
L	90	100	120	130	150	170



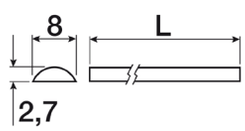

COD.	DESCRIZIONE / DESCRIPTION		
02.1002090000	**ASTA FERRO PER MOBILI DA CM.90 ART.3** / *RAW LAMINATED BAR CM.90*	20 PZ	100 PZ
02.1002100000	**ASTA FERRO PER MOBILI DA CM.100 ART.3** / *RAW LAMINATED BAR CM.100*	20 PZ	100 PZ
02.1002120000	**ASTA FERRO PER MOBILI DA CM.120 ART.3** / *RAW LAMINATED BAR CM.120*	20 PZ	100 PZ
02.1002130000	**ASTA FERRO PER MOBILI DA CM.130 ART.3** / *RAW LAMINATED BAR CM.130*	20 PZ	100 PZ
02.1002150000	**ASTA FERRO PER MOBILI DA CM.150 ART.3** / *RAW LAMINATED BAR CM.150*	20 PZ	100 PZ
02.1002170000	**ASTA FERRO PER MOBILI DA CM.170 ART.3** / *RAW LAMINATED BAR CM.170*	20 PZ	100 PZ

ART. - ITEM
02.0223C

Serratura ad asta in zama a vite con cilindro
Zamak screw-on espagnolette lock with cylinder

Serratura ad aste rotanti con cilindro, fissaggio a vite.
Screw-on espagnolette lock with cylinder.

DATI TECNICI/TECHNICAL DATA mm			
L	20	25	30
E	15	15	15



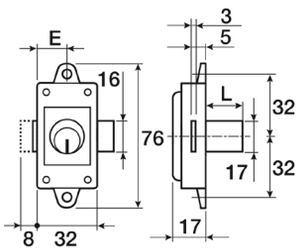

COD.	DESCRIZIONE / DESCRIPTION	
02.0223C02011	**SERRATURA ART.223/C BRZ.CIL.17X20 BRZ.** */ BRONZED LOCK ART.223/C CYL.17X20 BRONZED*	10 PZ
02.0223C02022	**SERRATURA ART.223/C OTT.CIL.17X20 OTTONE** */ BRASSED LOCK ART.223/C CYL.17X20 BRASS*	10 PZ
02.0223C02088	**SERRATURA ART.223/C NICH.CIL.17X20 NICH.** */ NICKEL LOCK ART.223/C CYL.17X20 NICKEL*	10 PZ
02.0223C02511	**SERRATURA ART.223/C BRZ.CIL.17X25 BRZ.** */ BRONZED LOCK ART.223/C CYL.17X25 BRONZED*	10 PZ
02.0223C02522	**SERRATURA ART.223/C OTT.CIL.17X25 OTTONE** */ BRASSED LOCK ART.223/C CYL.17X25 BRASS*	10 PZ
02.0223C02588	**SERRATURA ART.223/C NIC.CIL.17X25 NIC.** */ NICKEL LOCK ART.223/C CYL.17X25 NICKEL*	10 PZ
02.0223C03022	**SERRATURA ART.223/C OTT.CIL.17X30 OTTONE** */ BRASSED LOCK ART.223/C CYL.17X30 BRASS*	10 PZ
02.0223C03088	**SERRATURA ART.223/C NIC.CIL.17X30 NICH.** */ NICKEL LOCK ART.223/C CYL. 17X30 NICKEL*	10 PZ

ART. - ITEM
02.0399

Set accessori a vite
Screw-on accessories

Set accessori a vite composto da: 1 gancio destro, 1 gancio sinistro completi di supporto e 2 guida asta.
Screw-in accessories: 1 right hook, 1 left hook with supports and 2 bar guides.



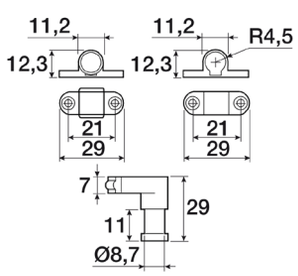

COD.	DESCRIZIONE / DESCRIPTION		
02.0399000001	**CP.GANCI+GUIDA ASTA X 223/215 BRONZO** */ KIT BRONZED ACCESSORIES FOR ART.223/215*	20 PZ	50 PZ
02.0399000002	**CP.GANCI+GUIDA ASTA X 223/215 OTTON.** */ KIT BRASSED ACCESSORIES FOR ART.223/215*	20 PZ	50 PZ
02.0399000003	**CP.GANCI+GUIDA ASTA X 223/215 NERI** */ KIT BLACK ACCESSORIES FOR ART.223/215*	20 PZ	50 PZ
02.0399000004	**CP.GANCI+GUIDA ASTA X 223/215 OTTONATO A** */ KIT ANTIQUE BRASS ACCESSORIES*	20 PZ	50 PZ
02.0399000008	**CP.GANCI+GUIDA ASTA X 223/215 NICHEL** */ KIT NICKEL PLATED ACCESSORIES*	20 PZ	50 PZ

ART. - ITEM
02.0650

Perno regolabile da avvitare
Adjustable screw-on pin

Perno regolabile da avvitare per serrature ad aste rotanti.
Adjustable screw in pin for espagnolette lock.



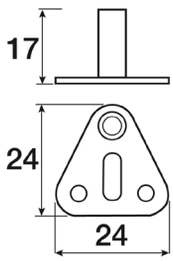

COD.	DESCRIZIONE / DESCRIPTION		
02.0650001601	**PERNO ART.363 REGOL.MM.16 BRONZO** / *BRONZED PIN ART.363 MM.16*	40 PZ	100 PZ
02.0650001602	**PERNO ART.363 REGOL.MM.16 OTTONATO** / *BRASSED PIN ART.363 MM.16*	40 PZ	100 PZ
02.0650001603	**PERNO ART.363 REGOL.MM.16 NERO** / *BLACK PIN ART.363 MM.16*	40 PZ	100 PZ
02.0650001604	**PERNO ART.363 REGOL.MM.16 OTT.ANTICATO** / *ANTIQUE BRASS PIN ART.363 MM.16*	40 PZ	100 PZ
02.0650001608	**PERNO ART.363 REGOL.MM.16 NICHELATO** / *NICKEL PLATED PIN ART.363 MM.16*	40 PZ	100 PZ

ART. - ITEM
02.0601

Perno eccentrico 6MA
Eccentric pin 6MA

Perno eccentrico 6MA per serrature ad aste rotanti.
Eccentric pin 6MA for espagnolette lock.



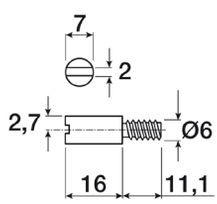

COD.	DESCRIZIONE / DESCRIPTION		
02.0601000001	**PERNO ECCENTRICO 6MA BRONZATO** / *BRONZED PIN 6MA*	40 PZ	100 PZ
02.0601000009	**PERNO ECCENTRICO 6MA ZINCATO** / *ZINC-PLATED PIN 6MA*	40 PZ	100 PZ

ART. - ITEM
04.0024

Bussola in nylon
Nylon socket

Bussola in nylon, con finitura neutra.
Nylon socket with neutral finishing.

DATI TECNICI/TECHNICAL DATA mm			
Ø	11	11	11
F	6MA	6MA	4MA
L	13	11	11



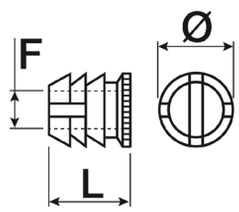

COD.	DESCRIZIONE / DESCRIPTION		
04.00244M1100	**BUSSOLA NYLON Ø11 4MAX11** / *NYLON SOCKET ART.513 Ø11 4MAX11*	500 PZ	10000 PZ
04.00246E1100	**BUSSOLA NYLON Ø11 6MAX11 AD ESP.** / *EXPANSION NYLON SOCKET Ø11 6MAX11*	500 PZ	10000 PZ
04.00246M1100	**BUSSOLA NYLON Ø11 6MAX11** / *NYLON SOCKET ART.513 Ø11 6MAX11*	500 PZ	10000 PZ
04.00246M1300	**BUSSOLA NYLON Ø11 6MAX13** / *NYLON SOCKET ART.513 Ø11 6MAX13*	500 PZ	5000 PZ

ART. - ITEM
02.001SA

Serratura a cilindro per antina
Lock with cylinder for small door

Serratura da applicare con cilindro.
Screw-on lock with cylinder.

DATI TECNICI/TECHNICAL DATA mm				
L	20	25	30	35



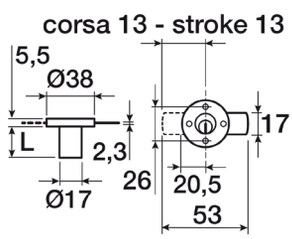

COD.	DESCRIZIONE / DESCRIPTION	
02.001SA02022	**SERRATURA ART.1/S ANT.OTT.17X20 OTTONE** / *BRASSED LOCK ART.1/S CYL.17X20 BRASS*	20 PZ
02.001SA02088	**SERRATURA ART.1/S ANT.NIC.17X20 NICHEL** / *NICKEL LOCK ART.1/S CYL.17X20 NICKEL*	20 PZ
02.001SA02522	**SERRATURA ART.1/S ANT.OTT.17X25 OTTONE** / *BRASSED LOCK ART.1/S CYL.17X25 BRASS*	20 PZ
02.001SA02588	**SERRATURA ART.1/S ANT.NIC.17X25 NICHEL** / *NICKEL LOCK ART.1/S CYL.17X25 NICKEL*	20 PZ
02.001SA03088	**SERRATURA ART.1/S ANT.NIC.17X30 NICHEL** / *NICKEL LOCK ART.1/S CYL.17X30 NICKEL*	20 PZ
02.001SA03588	**SERRATURA ART.1/S ANT.NIC.17X35 NICHEL** / *NICKEL LOCK ART.1/S CYL.17X35 NICKEL*	20 PZ

ART. - ITEM
02.001SC

Serratura a cilindro per cassetto
Lock with cylinder for drawer

Serratura da applicare con cilindro.
Screw-on lock with cylinder.

DATI TECNICI/TECHNICAL DATA mm				
L	20	25	30	35



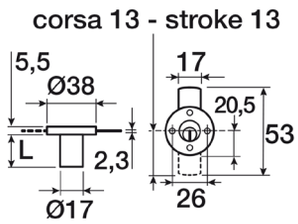

COD.	DESCRIZIONE / DESCRIPTION	
02.001SC02088	**SERRATURA ART.1/S CASS.NIC.17X20 NICHEL** / *NIKEL LOCK ART. 1/S CYL.17X20 NIKEL*	20 PZ
02.001SC02588	**SERRATURA ART.1/S CASS.NIC.17X25 NICHEL** / *NICKEL LOCK ART.1/S CYL.17X25 NICKEL*	20 PZ
02.001SC03088	**SERRATURA ART.1/S CASS.NIC.17X30 NICHEL** / *NICKEL LOCK ART.1/S CYL.17X30 NICKEL*	20 PZ
02.001SC03588	**SERRATURA ART.1/S CASS.NIC.17X35 NICHEL** / *NICKEL LOCK ART.1/S CYL.17X35 NICKEL*	20 PZ

ART. - ITEM
02.F7104

Serratura a cilindro per cassetto
Lock with cylinder for drawer

Serratura da applicare con cilindro. Fornita con 2 chiavi pieghevoli.
Screw-on lock with cylinder for drawer. Sold with 2 folding keys.



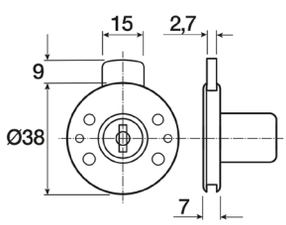

COD.	DESCRIZIONE / DESCRIPTION	
02.F7104162008	**SERR.CASSETTO CIL.16X20 NIC.2 CHIAVI P.** / *DRAWER LOCK CYL.16X20 NICKEL W/2 KEYS*	30 PZ

ART. - ITEM
02.0216

Serratura con levetta
Lock with lever

Serratura filettata con levetta.
Threaded lock with lever.

DATI TECNICI/TECHNICAL DATA mm	
L	20



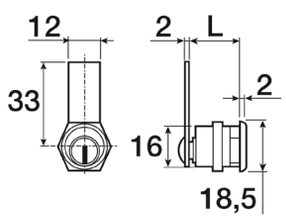

COD.	DESCRIZIONE / DESCRIPTION	
02.0216161708	**SERRATURA ART.216 NICHEL CIL.16X20** / *NICKEL PLATED LOCK ART.216 CYL.16X20*	20 PZ

ART. - ITEM
02.0320

Serratura con levetta
Lock with lever

Serratura filettata con levetta.
Threaded lock with lever.

DATI TECNICI/TECHNICAL DATA mm

L	20	25



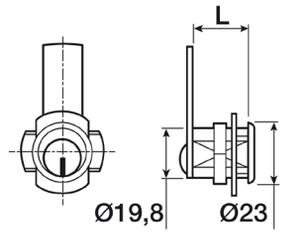

COD.	DESCRIZIONE / DESCRIPTION	
02.0320002308	**SERRATURA ART.2009321 MM.20 NICHELATA** / *NICKEL LOCK ART.2009321 MM.20*	20 PZ
02.0320002808	**SERRATURA ART.2009321 MM.25 NICHELATA** / *NICKEL LOCK ART.2009321 MM.25*	20 PZ

ART. - ITEM
02.F7200

Serratura con levetta
Lock with lever

Serratura filettata con levetta. Fornita con 2 chiavi pieghevoli.
Threaded lock with lever. Sold with 2 folding keys.



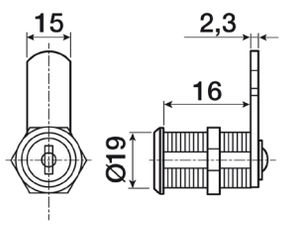

COD.	DESCRIZIONE / DESCRIPTION	
02.F7200191610	**SERR.A CAMME 90 CIL.19X16 CR.2 CHIAVI P.** / *LEVER LOCK 90° CYL.19X16 WITH 2 KEYS*	30 PZ

ART. - ITEM
02.0402A

Serratura a cilindro per antina
Lock with cylinder for small door

Serratura da applicare con cilindro.
Screw-on lock with cylinder.

DATI TECNICI/TECHNICAL DATA mm

L	20



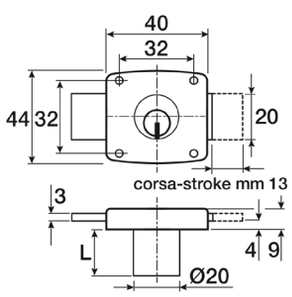

COD.	DESCRIZIONE / DESCRIPTION	
02.04020A2008	**SERRATURA ART.402 NICKEL CIL.20X20 ANT.** / *NIKEL PLATED LOCK FOR DOOR CYL.20X20*	20 PZ

ART. - ITEM
02.F71000

Serratura per cassetto con cilindro
Lock with cylinder for drawer

Serratura per cassetto con cilindro. Fornita con 2 chiavi pieghevoli.
Lock with cylinder for drawer. Sold with 2 folding keys.



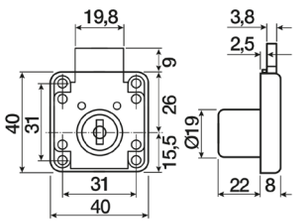

COD.	DESCRIZIONE / DESCRIPTION	
02.F7100192208	**SERR.CASSETTO CIL.19X22 NICH.2 CHIAVI P.** / *DRAWER LOCK CYL.19X22 NICKEL W/2 KEYS*	20 PZ

ART. - ITEM
02.0419

Serratura per vetro
Lock for glass doors

Serratura a cremagliera per vetro.
Rack lock for glass doors.



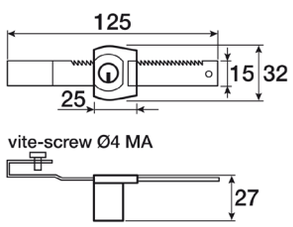

COD.	DESCRIZIONE / DESCRIPTION	
02.0419000008	**SERRATURA ART.2910 NICHEL** / *NICKEL PLATED LOCK ART.2910*	10 PZ

ART. - ITEM
02.0175

Serratura a cilindro per cassettiera
Lock with cylinder for drawers

Serratura a cilindro per chiusura simultanea di 3 cassetti. Asta per serratura da 400mm. Accessori composti da 3 perni e 2 cavallotti.
Lock with cylinder for simultaneous closure of 3 drawers. Bar lenght 400mm. Accessiories: 3 pins and 2 saddles.



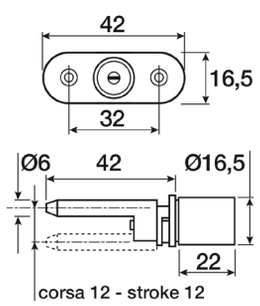

COD.	DESCRIZIONE / DESCRIPTION	
02.0175002008	**SERRATURA ART.2633 NICHEL. CIL. 17X20** / *NIKEL LOCK ART.2633 CYL.17X20*	10 PZ
02.0582040009	**ASTA ART.582 MM.400 ZINCATA** / *ZINC-PLATED BAR ART.582 MM.400*	10 PZ
02.0590030209	**SOLO ACCESS. ART.590 C/3 PERNI E 2 CAVL.** / *ZINC-PLATED ACCESSORIES ART.590*	10 PZ

ART. - ITEM
02.1936074

Serratura MINI MOBY
MINI MOBY lock

Serratura push.
Push knob lock



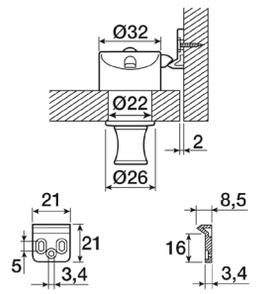

COD.	DESCRIZIONE / DESCRIPTION		
02.1936074000	**SERRAT.PUSH "MINI MOBY" NICKEL** / *NIKEL PLATED "MINI MOBY" PUSH LOCK*	1 PZ	20 PZ

ART. - ITEM
02.1970022

Serratura ROTOR
ROTOR lock

Serratura lucchettabile per antine in legno di spessore massimo 22mm. Finitura: Argento opaco.
Hasp lock for wooden door thickness up to 22mm. Finishing: Silver matt.



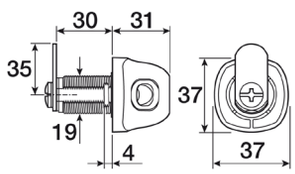

COD.	DESCRIZIONE / DESCRIPTION		
02.1970022033	**SERR."ROTOR" FIN.NIKEL PER LUCCHETTO** / *NIKEL PLATED "ROTOR" HASP LOCK*	1 PZ	10 PZ

ART. - ITEM
02.19972

Serratura KICCO
KICCO lock

Serratura con codice numerico, per antine in legno o metallo con spessore 12,5÷ 22mm.
Lock with number code, for wooden or metal door thickness 12,5÷22mm.



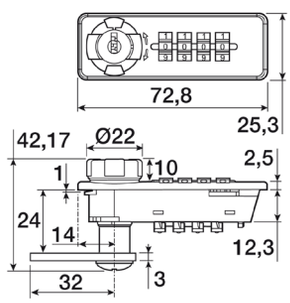

COD.	DESCRIZIONE / DESCRIPTION		
02.1997006000	**CHIAVE MAESTRA PER SERR.KICCO** / *MASTER KEY FOR KICCO LOCK*	1 PZ	
02.1997220000	**SERRATURA KICCO SX INCASSO 65X20** / *KICCO LEFT LOCK 65X20*	1 PZ	20 PZ
02.1997230000	**SERRATURA KICCO DX INCASSO 65X20** / *KICCO RIGHT LOCK 65X20*	1 PZ	20 PZ

ART. - ITEM
02.4201

Serratura magnetica kinderlock
Magnetic lock kinderlock

Serratura magnetica che si utilizza principalmente in antine segrete. La chiave magnetica permette l'apertura dell'anta avvicinandola dove è stata posizionata la serratura.
Magnetic lock suitable for secret doors. To disengage the lock, you must use the magnetic key nearby the external area where the lock is.



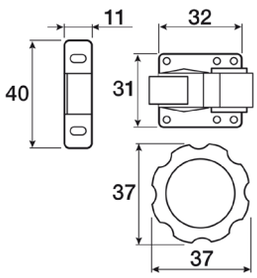

COD.	DESCRIZIONE / DESCRIPTION	
02.4201000040	**SERRATURA ART.201 KINDERLOCK BIANCA** / *KINDERLOCK WHITE MAGNETIC LOCK*	10 PZ
02.4501000040	**CHIAVE ART.501 X SERRAT.KINDERLOCK** / *KEY FOR KINDERLOCK LOCK*	10 PZ

ART. - ITEM
02.100125A

Cremonese per finestra
Lock for window

Cremonese a 3 chiusure con ganci per applicazione aste. Disponibile con bordo quadro o tondo.
Lock for window with three closures and with hooks for bars. Available with square or round edge.



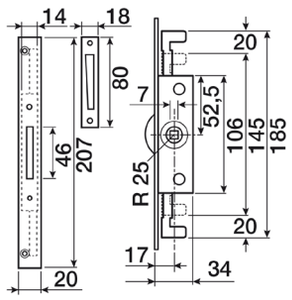

COD.	DESCRIZIONE / DESCRIPTION	
02.F100125ABQ1	**SERRATURA ART.100125/A B.Q. BRZ.C/CONTR.** */ BRONZED 3 POINTS LOCK WITH SQUARE FRONT*	10 PZ
02.F100125ABQ2	**SERRATURA ART.100125/A B.Q. OTT.C/CONTR.** */ BRASSED 3 POINTS LOCK WITH SQUARE FRONT*	10 PZ
02.F100125ABT1	**SERRATURA ART.100125/A B.T. BRZ.C/CONTR.** */ BRONZED 3 POINTS LOCK WITH ROUND FRONT*	10 PZ
02.F100125ABT2	**SERRATURA ART.100125/A B.T. OTT.C/CONTR.** */ BRASSED 3 POINTS LOCK WITH ROUND FRONT*	10 PZ

ART. - ITEM
02.10022A

Cremonese per finestra
Lock for window

Cremonese ad una chiusura con entrata variabile.
Lock for window with only one closure with different backset. Available with square or round edge.



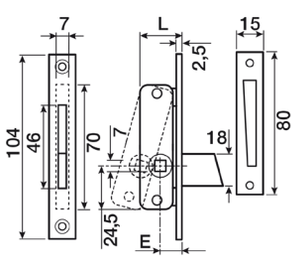

COD.	DESCRIZIONE / DESCRIPTION	
02.F10022ABQ1	**SERRATURA ART.10022/A B.Q. BRZ.C/CONTR.** */ BRONZED LOCK WITH SQUARE EDGE*	10 PZ
02.F10022ABQ2	**SERRATURA ART.10022/A B.Q. OTT.C/CONTR.** */ BRASSED LOCK WITH SQUARE EDGE*	10 PZ

ART. - ITEM
02.10023C

Cremonese per finestra
Lock for window

Cremonese ad una chiusura con entrata a 17 mm regolabile fino a 20 mm. Disponibile con bordo quadro o tondo.
Lock for window with only one closure with backset 17mm adjustable up to 20mm. Available with square or round edge.



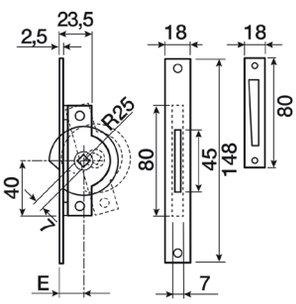

COD.	DESCRIZIONE / DESCRIPTION	
02.F10023CBQ2	**SERRATURA ART.10023/C B.Q. OTT. C/CONTR.** */ BRASSED LOCK WITH SQUARE EDGE*	10 PZ
02.F10023CBT1	**SERRATURA ART.10023/C B.T. BRZ. C/CONTR.** */ BRONZED LOCK WITH ROUND EDGE*	10 PZ
02.F10023CBT2	**SERRATURA ART.10023/C B.T. OTT. C/CONTR.** */ BRASSED LOCK WITH ROUND EDGE*	10 PZ

03 Piedi e articoli in legno *Wooden feet and items*

		PAG.
	**Piedi per mobili** *Wooden feet*	**167÷175**
	**Pomoli e colonnine** *Knobs and columns*	**176÷181**
	**Gambe per tavoli** *Table legs*	**182÷183**
	**Giunzioni e bordi** *Wooden joints and edges*	**184÷191**
	**Reggi pali, pali e griglie** *Pipe supports, pipes and grids*	**192÷196**
	**Intarsi** *Inlaid strips*	**197÷204**
	**Bocchette e maniglie** *Key holes and handles*	**205÷207**
	**Fregi** *Wooden decoration*	**208÷231**
	**Cornici** *Wooden mouldings*	**232÷252**

INDICE *INDEX*

Cod.	Pag.
03.0001007060	167
03.0001008760	167
03.0001009560	167
03.0001009561	167
03.0002010060	167
03.0003007560	167
03.0003008760	167
03.0005007460	168
03.0005008360	168
03.0005012060	168
03.0006010060	168
03.0015011060	168
03.0015013060	168
03.0016008760	169
03.0017007560	169
03.0017011060	169
03.00170S7560	169
03.0021009060	169
03.0021009660	169
03.0023012060	170
03.0024012060	170
03.0030010860	170
03.0031005360	171
03.0031007560	171
03.0031009060	171
03.0031010060	171
03.0031011860	171
03.0035005460	174
03.0052012060	171
03.0107006560	171
03.0108006560	172
03.0108007560	172
03.0108008560	172
03.0108012060	172
03.0109009060	172
03.0112007060	172
03.0112008560	172
03.0215010060	173
03.0217008760	173
03.0228009560	173
03.1008757566	182
03.1075757666	183
03.1075957666	183
03.1077757666	183
03.1078757666	183
03.1165757566	182
03.1310757566	182
03.1501008060	174
03.1507009060	174
03.1517007560	175
03.1517009060	175
03.1527006060	175
03.1527007560	175
03.2002002662	176
03.2002003261	176
03.2002003262	176
03.2002003861	176
03.2002003862	176
03.2002004262	176
03.2002005262	176
03.2003003262	176
03.2003003662	176
03.2004001762	178
03.2006002662	177
03.2006003262	177
03.2006003862	177
03.2006004262	177
03.2012002662	177
03.2012003062	177
03.2012003063	177
03.2012003562	177
03.2024002062	177
03.2024003062	177
03.2026003062	178
03.2027003065	178
03.2040005260	179
03.3000001962	179
03.3002011062	179
03.3002014062	179
03.3004001562	180
03.3006002062	180
03.3010004262	181
03.3010005262	181
03.3012004262	181
03.3022002273	180
03.3102000862	184
03.3102000871	184
03.3102001062	184
03.3102001064	184
03.3102001071	184
03.3103000862	184
03.3109000000	206
03.3110001061	185
03.3110001561	185
03.3110002061	185
03.3110002561	185
03.3112000000	185
03.3114000000	185
03.3114001000	185
03.3114002000	185
03.3118000062	206
03.3120806062	192
03.3122005062	192
03.3123507562	192
03.3124507562	193
03.3125090072	193
03.3125100072	193
03.3125110072	193
03.3125120072	193
03.3125130072	193
03.3125140068	193
03.3125150068	193
03.3125300066	193
03.3126000066	193
03.3134080065	184
03.3134790065	184
03.3134812065	184
03.3136000666	195
03.3136101366	195
03.3136102066	195
03.3136200666	195
03.3136I01574	195
03.3136I02074	195
03.3136I03074	195
03.3140201266	194
03.3140201272	194
03.3142001066	194
03.3142001366	194
03.3144R00866	194
03.3144S00866	194
03.3153000000	206
03.3156003562	207
03.3170003462	205
03.3173003073	205
03.3200062062	186
03.3200062562	186
03.3200063062	186
03.3200063562	186
03.3200064062	186
03.3200082062	186
03.3200082562	186
03.3200083062	186
03.3200083562	186
03.3200084062	186
03.3200085062	186
03.3200086062	186
03.3200103062	186
03.3200103562	186
03.3200104062	186
03.3200105062	186
03.3200106062	186
03.3200107062	186
03.3200124062	186
03.3200125062	187
03.3200126062	187
03.3200127062	187
03.3200145062	187
03.3200146062	187
03.3200C063062	187
03.3200C083062	187
03.3200C083562	187
03.3200C084062	187
03.3200C104062	187
03.3200C105062	187
03.3200E063062	186
03.3200E083062	186
03.3200E083562	186
03.3200E084062	186
03.3200E103062	186
03.3200E104062	186
03.3200S063062	187
03.3200S083062	187
03.3200S083562	187
03.3200S084062	187
03.3200S104062	187
03.3200V063062	187
03.3200V083062	187
03.3200V083562	187
03.3200V084062	187
03.3200V103062	187
03.3200V103562	187
03.3200V104062	187
03.3200V105062	187
03.3201060V62	187
03.3201080V62	187
03.3201100V62	187
03.3201120V62	187
03.3201140V62	187
03.3201160V62	187
03.33006G1468	188
03.33006G1768	188
03.33006G1868	188
03.33006G1968	188
03.33006G2068	188
03.33006G2168	188
03.33006G2268	188
03.33006G2368	188
03.33006G2468	188
03.33006G2568	188
03.33006G2768	188
03.33006G2868	188
03.33006G3068	188
03.33006G3268	188
03.33006G3568	188
03.33006G4068	188
03.33006G5068	188
03.33006GB5068	189
03.33006P1468	188
03.33006P1568	188
03.33006P1668	188
03.33006P1768	188
03.33006P1868	188
03.33006P1968	188
03.33006P2068	188
03.33006P2268	188
03.33006P2368	188
03.33006P2468	188
03.33006P2568	188
03.33006P2668	188
03.33006P2868	188
03.33006P3068	188
03.33006P3268	188
03.33006P3568	188
03.33006P4068	188
03.33006P4268	188
03.33006P4568	188
03.33006P5068	188
03.33006P5568	188
03.33006P6068	188
03.33006P7068	188
03.33006P8068	189
03.33006P9068	189
03.33006PB2054	189
03.33006PB2073	189
03.33006PB2264	189
03.33006PB2265	189
03.33006PB2266	189
03.33006PB2268	189
03.33006PB2271	189
03.33006PB2273	189
03.33006PB2276	189
03.33006PB2564	189
03.33006PB2565	189

03.33006PB2568	189	03.33026PB5040	191	03.4503000000	219	03.M0020M4567	234
03.33006PB2571	189	03.33026PB5071	191	03.4511000000	219	03.M0021M1167	234
03.33006PB2666	189	03.33026PB5089	191	03.4512000000	220	03.M0021M1467	234
03.33006PB2854	189	03.340005N000	197	03.4513000000	220	03.M0021M2567	234
03.33006PB2868	189	03.3400100000	197	03.4514000000	220	03.M0021M4067	234
03.33006PB2871	189	03.3400116N00	204	03.4515000000	221	03.M002301867	235
03.33006PB3054	189	03.340018N000	197	03.4516M00000	221	03.M002502667	235
03.33006PB3065	189	03.340021N000	198	03.4517000000	221	03.M0027M1167	235
03.33006PB3066	189	03.340021N100	198	03.4517M00000	222	03.M0027M1767	235
03.33006PB3068	189	03.3400220000	198	03.4518000000	222	03.M008X50062	252
03.33006PB3071	189	03.3400310000	198	03.4519000000	222	03.M0600F2263	236
03.33006PB3073	189	03.340031N000	199	03.4520000000	223	03.M0600F2267	236
03.33006PB3264	189	03.340032RC00	199	03.4521000000	223	03.M0600MD5567	236
03.33006PB3265	189	03.340033RC00	199	03.4525000000	223	03.M103806367	236
03.33006PB3268	189	03.340034N000	200	03.4536000000	224	03.M201203067	237
03.33006PB3271	189	03.340037RC00	200	03.4543000000	224	03.M2012B4567	237
03.33006PB3273	189	03.340040N000	200	03.4546000000	224	03.M2012C5067	237
03.33006PB3276	189	03.3400410000	201	03.4842000000	225	03.M300006067	238
03.33006PB3564	189	03.340042N000	201	03.4843000000	225	03.M331402767	238
03.33006PB3565	189	03.3400690000	201	03.4844000000	225	03.M4000MD5067	238
03.33006PB3568	189	03.340069N000	202	03.4846000000	226	03.M400201267	239
03.33006PB3571	189	03.340073N000	202	03.4847000000	226	03.M400201667	239
03.33006PB3573	189	03.340079N000	202	03.4850000000	226	03.M400225667	239
03.33006PB4054	190	03.340081N000	203	03.4858000000	227	03.M400401867	239
03.33006PB4065	190	03.340082N000	203	03.4859000000	227	03.M400402567	239
03.33006PB4068	190	03.340083N000	203	03.4860D00000	227	03.M400403567	239
03.33006PB4071	190	03.340092N000	204	03.4860S00000	227	03.M401301667	239
03.33006PB4073	190	03.4017000000	208	03.4864000000	228	03.M401302567	239
03.33006PB5054	190	03.4025000000	208	03.4866000000	228	03.M401401067	240
03.33006PB5065	190	03.4038000000	208	03.4867000000	228	03.M401401667	240
03.33006PB5066	190	03.4039000000	209	03.4868000000	229	03.M401401867	240
03.33006PB5068	190	03.4045000000	209	03.4869000000	229	03.M401502067	240
03.33006PB5071	190	03.4080000000	209	03.4870000000	229	03.M401502567	240
03.33026GB2240	191	03.4091000000	210	03.4871000000	230	03.M402402567	240
03.33026GB2277	191	03.4094000000	210	03.4883000000	230	03.M402402967	240
03.33026GB2540	191	03.4109L00000	210	03.4888000000	230	03.M402405067	240
03.33026GB3040	191	03.4121000000	211	03.4895000000	231	03.M4028M1067	241
03.33026GB3240	191	03.4122000000	211	03.FLGES1000F	196	03.M4028M1567	241
03.33026GB5040	191	03.4123000000	211	03.FLGRS1000F	196	03.M4028M1867	241
03.33026PB2040	191	03.4132000000	212	03.M000202567	232	03.M4046MD6067	241
03.33026PB2240	191	03.4142000000	212	03.M000203067	232	03.M405705567	241
03.33026PB2241	191	03.4145T00000	212	03.M000603367	232	03.M406908067	242
03.33026PB2264	191	03.4149000000	213	03.M000803867	232	03.M4073MD2067	242
03.33026PB2268	191	03.4155000000	213	03.M000805067	232	03.M408901867	242
03.33026PB2271	191	03.4157000000	213	03.M000904067	233	03.M408906067	242
03.33026PB2277	191	03.4316000000	214	03.M000905067	233	03.M409101467	243
03.33026PB2283	191	03.4346000000	214	03.M000907667	233	03.M409904967	243
03.33026PB22WE	191	03.4413000000	214	03.M0010M0562	233	03.M410602567	243
03.33026PB2540	191	03.4414000000	215	03.M0010M0867	233	03.M492002067	244
03.33026PB2568	191	03.4415000000	215	03.M0010M1267	233	03.M496305067	244
03.33026PB2571	191	03.4417000000	215	03.M0010Q1267	233	03.M500102867	244
03.33026PB2589	191	03.4418000000	216	03.M0010Q1567	233	03.M500201267	245
03.33026PB3040	191	03.4419000000	216	03.M0010X5062	252	03.M500201467	245
03.33026PB3041	191	03.4420000000	216	03.M0020I1767	234	03.M500201967	245
03.33026PB3089	191	03.4421000000	217	03.M0020I2667	234	03.M500202267	245
03.33026PB3240	191	03.4422000000	217	03.M0020M0862	234	03.M500203067	245
03.33026PB3265	191	03.4423000000	217	03.M0020M1167	234	03.M500203767	245
03.33026PB3268	191	03.4424000000	218	03.M0020M1767	234	03.M5002CQ2667	245
03.33026PB3540	191	03.4425000000	218	03.M0020M2667	234	03.M5002D3267	245
03.33026PB3589	191	03.4426000000	218	03.M0020M3067	234	03.M5002D4767	245
03.33026PB4040	191	03.4428000000	219	03.M0020M3567	234	03.M5002MD6067	246

03.M5002MD9467	246
03.M500401667	246
03.M500402367	246
03.M500403367	246
03.M500404067	246
03.M5004MD3367	247
03.M5004MD4067	247
03.M5004MD8867	247
03.M500501167	247
03.M500501367	247
03.M500501767	247
03.M500502367	247
03.M500602567	248
03.M5007A1567	248
03.M5007A1867	248
03.M800307467	248
03.M801306067	249
03.M802801867	249
03.M802802667	249
03.M802803867	249
03.M802902167	249
03.M803001867	250
03.M803310067	250
03.M804302467	250
03.M804303267	250
03.M807102567	251
03.M807300767	251
03.M807301267	251
03.M808510067	251
03.M808605167	252
510 400X60	195
547 01	205
621 01	195
621 01/6	195

ART. - ITEM
03.0001

Piede in legno
Wooden foot

Piede in ontano o abete.
Alder or fir foot.

DATI TECNICI/TECHNICAL DATA mm			
Ø	70	87	95
H	45	45	45



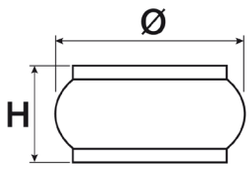

COD.	DESCRIZIONE / DESCRIPTION	
03.0001007060	**PIEDE IN LEGNO ART.1/70 ONTANO Ø70** / *WOODEN FOOT ART.1 Ø70*	24 PZ
03.0001008760	**PIEDE IN LEGNO ART.1/87 ONTANO Ø87** / *WOODEN FOOT ART.1 Ø87*	24 PZ
03.0001009560	**PIEDE IN LEGNO ART.1/95 ONTANO Ø95** / *WOODEN FOOT ART.1 Ø95*	24 PZ
03.0001009561	**PIEDE IN LEGNO ART.1/95 ABETE Ø95** / *FIR WOODEN FOOT ART.1 Ø95*	24 PZ

ART. - ITEM
03.0002

Piede in legno
Wooden foot

Piede in ontano.
Alder foot.

DATI TECNICI/TECHNICAL DATA mm	
Ø	100
H	90



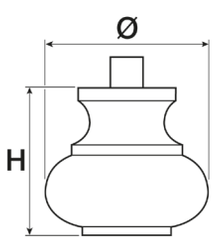

COD.	DESCRIZIONE / DESCRIPTION	
03.0002010060	**PIEDE IN LEGNO ART.2 ONTANO Ø100** / *WOODEN LEG ART.2 Ø100*	24 PZ

ART. - ITEM
03.0003

Piede in legno
Wooden foot

Piede in ontano.
Alder foot.

DATI TECNICI/TECHNICAL DATA mm		
Ø	75	87
H	73	73



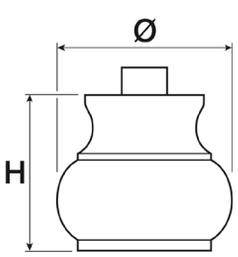

COD.	DESCRIZIONE / DESCRIPTION	
03.0003007560	**PIEDE IN LEGNO ART.3 ONTANO Ø75** / *WOODEN ALDER FOOT ART.3 Ø75*	24 PZ
03.0003008760	**PIEDE IN LEGNO ART.3 ONTANO Ø87** / *WOODEN ALDER FOOT ART.3 Ø87*	24 PZ

ART. - ITEM
03.0005

Piede in legno
Wooden foot

Piede in ontano.
Alder foot.

DATI TECNICI/TECHNICAL DATA mm			
Ø	74	83	120
H	80	94	106



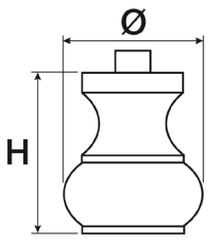

COD.	DESCRIZIONE / DESCRIPTION	
03.0005007460	**PIEDE IN LEGNO ART.5/A ONTANO Ø74** / *WOODEN FOOT ART.5/A Ø74*	24 PZ
03.0005008360	**PIEDE IN LEGNO ART.5/B ONTANO Ø83** / *WOODEN FOOT ART.5/B Ø83*	24 PZ
03.0005012060	**PIEDE IN LEGNO ART.5 ONTANO Ø120** / *WOODEN FOOT ART.5 Ø120*	24 PZ

ART. - ITEM
03.0006

Piede in legno
Wooden foot

Piede in ontano.
Alder foot.

DATI TECNICI/TECHNICAL DATA mm	
Ø	100
H	80



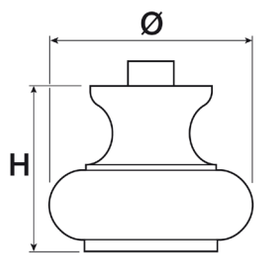

COD.	DESCRIZIONE / DESCRIPTION	
03.0006010060	**PIEDE IN LEGNO ART.6 ONTANO Ø100** / *WOODEN LEG ART.6 Ø100*	24 PZ

ART. - ITEM
03.0015

Piede in legno
Wooden foot

Piede in ontano.
Alder foot.

DATI TECNICI/TECHNICAL DATA mm		
Ø	110	130
H	75	75



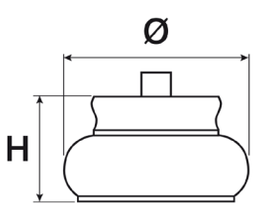

COD.	DESCRIZIONE / DESCRIPTION	
03.0015011060	**PIEDE IN LEGNO ART.15/11 ONTANO Ø110** / *WOODEN FOOT ART.15 Ø110*	24 PZ
03.0015013060	**PIEDE IN LEGNO ART.15/13 ONTANO Ø130** / *WOODEN FOOT ART.15 Ø130*	24 PZ

ART. - ITEM
03.0016

Piede in legno
Wooden foot

Piede in ontano.
Alder foot.

DATI TECNICI/TECHNICAL DATA mm	
Ø	87
H	55



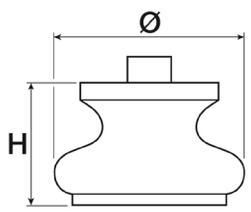

COD.	DESCRIZIONE / DESCRIPTION	
03.0016008760	**PIEDE IN LEGNO ART.16 ONTANO Ø87** */ WOODEN ALDER FOOT ART.16 Ø87*	24 PZ

ART. - ITEM
03.0017

Piede in legno
Wooden foot

Piede in ontano.
Alder foot.

DATI TECNICI/TECHNICAL DATA mm		
Ø	75	110
H	55	70



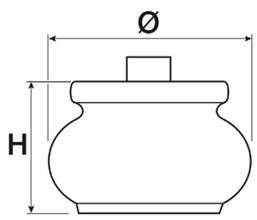

COD.	DESCRIZIONE / DESCRIPTION	
03.0017007560	**PIEDE IN LEGNO ART.17/B ONTANO Ø75 C/S** */ WOODEN LEG ART.17/B Ø75*	24 PZ
03.0017011060	**PIEDE IN LEGNO ART.17/A ONTANO Ø110** */ WOODEN LEG ART.17/A Ø110*	24 PZ
03.00170S7560	**PIEDE IN LEGNO ART.17/B ONTANO Ø75 S/S** */ WOODEN LEG ART.17/B Ø75 W/OUT DOWEL*	24 PZ

ART. - ITEM
03.0021

Piede in legno
Wooden foot

Piede in ontano.
Alder foot.

DATI TECNICI/TECHNICAL DATA mm		
Ø	90	96
H	83	104



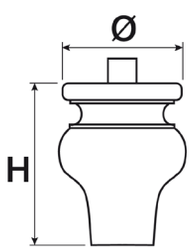

COD.	DESCRIZIONE / DESCRIPTION	
03.0021009060	**PIEDE IN LEGNO ART.21/A ONTANO Ø90** */ WOODEN FOOT ART.21/A Ø90*	24 PZ
03.0021009660	**PIEDE IN LEGNO ART.21 ONTANO Ø96** */ WOODEN FOOT ART.21 Ø96*	24 PZ

ART. - ITEM
03.0023

Piede in legno
Wooden foot

Piede in ontano.
Alder foot.

DATI TECNICI/TECHNICAL DATA mm	
Ø	120
H	60



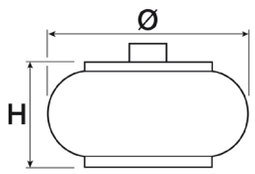

COD.	DESCRIZIONE / DESCRIPTION	
03.0023012060	**PIEDE IN LEGNO ART.23 ONTANO Ø120** / *WOODEN ALDER FOOT ART.23 Ø120*	24 PZ

ART. - ITEM
03.0024

Piede in legno
Wooden foot

Piede in ontano.
Alder foot.

DATI TECNICI/TECHNICAL DATA mm	
Ø	120
H	55



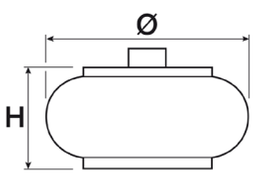

COD.	DESCRIZIONE / DESCRIPTION	
03.0024012060	**PIEDE IN LEGNO ART.24 ONTANO Ø120** / *WOODEN ALDER FOOT ART.24 Ø120*	24 PZ

ART. - ITEM
03.0030

Piede in legno
Wooden foot

Piede in ontano.
Alder foot.

DATI TECNICI/TECHNICAL DATA mm	
Ø	108
H	70



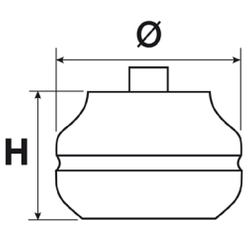

COD.	DESCRIZIONE / DESCRIPTION	
03.0030010860	**PIEDE IN LEGNO ART.30 ONTANO Ø108** / *WOODEN FOOT ART.30 Ø108*	24 PZ

ART. - ITEM
03.0031

Piede in legno
Wooden foot

Piede in ontano.
Alder foot.

DATI TECNICI/TECHNICAL DATA mm					
Ø	53	74	87	100	118
H	60	83	100	100	118



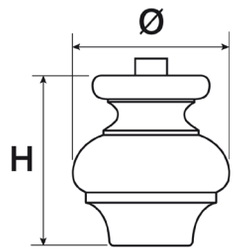

COD.	DESCRIZIONE / DESCRIPTION	
03.0031005360	**PIEDE IN LEGNO ART.225 ONTANO Ø53** / *WOODEN FOOT ART.225 Ø53*	24 PZ
03.0031007560	**PIEDE IN LEGNO ART.224 ONTANO Ø74** / *WOODEN FOOT ART.224 Ø74*	24 PZ
03.0031009060	**PIEDE IN LEGNO ART.223 ONTANO Ø87** / *WOODEN FOOT ART.223 Ø87*	24 PZ
03.0031010060	**PIEDE IN LEGNO ART.223 ONTANO Ø100** / *WOODEN FOOT ART.223 Ø100*	24 PZ
03.0031011860	**PIEDE IN LEGNO ART.31 ONTANO Ø118** / *WOODEN FOOT ART.31 Ø118*	24 PZ

ART. - ITEM
03.0052

Piede in legno
Wooden foot

Piede in ontano.
Alder foot.

DATI TECNICI/TECHNICAL DATA mm	
Ø	120
H	65



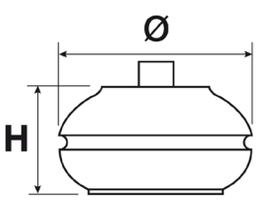

COD.	DESCRIZIONE / DESCRIPTION	
03.0052012060	**PIEDE IN LEGNO TIPO GUERRA ONTANO Ø120** / *WOODEN FOOT "GUERRA" TYPE Ø120*	24 PZ

ART. - ITEM
03.0107

Piede in legno
Wooden foot

Piede in ontano.
Alder foot.

DATI TECNICI/TECHNICAL DATA mm	
Ø	65
H	100



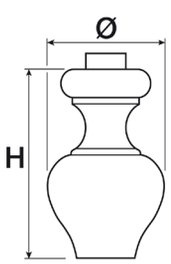

COD.	DESCRIZIONE / DESCRIPTION	
03.0107006560	**PIEDE IN LEGNO ART.107 ONTANO Ø65** / *WOODEN LEG ART.107 Ø65*	24 PZ

ART. - ITEM
03.0108

Piede in legno
Wooden foot

Piede in ontano.
Alder foot.

DATI TECNICI/TECHNICAL DATA mm				
Ø	65	75	85	120
H	105	105	105	105



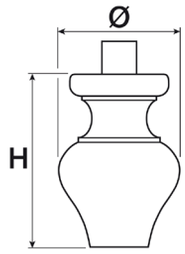

COD.	DESCRIZIONE / DESCRIPTION	
03.0108006560	**PIEDE IN LEGNO ART.108/65 ONTANO Ø65** / *WOODEN LEG ART.108 Ø65*	24 PZ
03.0108007560	**PIEDE IN LEGNO ART.108/75 ONTANO Ø75** / *WOODEN LEG ART.108 Ø75*	24 PZ
03.0108008560	**PIEDE IN LEGNO ART.108/85 ONTANO Ø85** / *WOODEN LEG ART.108 Ø85*	24 PZ
03.0108012060	**PIEDE IN LEGNO ART.108/120 ONTANO Ø120** / *WOODEN LEG ART.108 Ø120*	24 PZ

ART. - ITEM
03.0109

Piede in legno
Wooden foot

Piede in ontano.
Alder foot.

DATI TECNICI/TECHNICAL DATA mm	
Ø	90
H	112



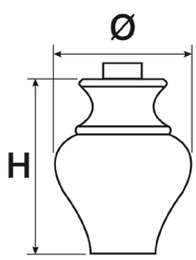

COD.	DESCRIZIONE / DESCRIPTION	
03.0109009060	**PIEDE IN LEGNO ART.109 ONTANO Ø90** / *WOODEN FOOT ART.109 Ø90*	24 PZ

ART. - ITEM
03.0112

Piede in legno
Wooden foot

Piede in ontano.
Alder foot.

DATI TECNICI/TECHNICAL DATA mm		
Ø	70	85
H	75	100



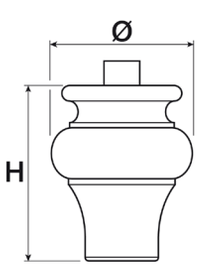

COD.	DESCRIZIONE / DESCRIPTION	
03.0112007060	**PIEDE IN LEGNO ART.111 ONTANO Ø70** / *WOODEN LEG ART.111 Ø70*	24 PZ
03.0112008560	**PIEDE IN LEGNO ART.112 ONTANO Ø85** / *WOODEN LEG ART.112 Ø85*	24 PZ

ART. - ITEM
03.0215

Piede in legno
Wooden foot

Piede in ontano.
Alder foot.

DATI TECNICI/TECHNICAL DATA mm	
Ø	100
H	60



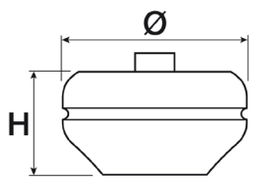

COD.	DESCRIZIONE / DESCRIPTION	
03.0215010060	**PIEDE IN LEGNO ART.215 ONTANO Ø100** / *WOODEN ALDER FOOT ART.215 Ø100*	24 PZ

ART. - ITEM
03.0217

Piede in legno
Wooden foot

Piede in ontano.
Alder foot.

DATI TECNICI/TECHNICAL DATA mm	
Ø	87
H	100



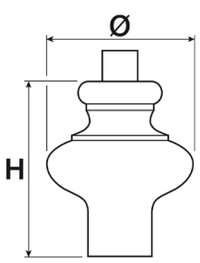

COD.	DESCRIZIONE / DESCRIPTION	
03.0217008760	**PIEDE IN LEGNO ART.221 ONTANO Ø87** / *WOODEN LEG ART.221 Ø87*	24 PZ

ART. - ITEM
03.0228

Piede in legno
Wooden foot

Piede in ontano.
Alder foot.

DATI TECNICI/TECHNICAL DATA mm	
Ø	95
H	125



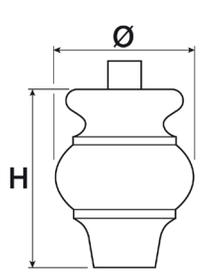

COD.	DESCRIZIONE / DESCRIPTION	
03.0228009560	**PIEDE IN LEGNO ART. 228 ONTANO Ø95** / *WOODEN LEG ART.228 Ø95*	24 PZ

ART. - ITEM
03.0035

Piede in legno
Wooden foot

Piede in ontano.
Alder foot.

DATI TECNICI/TECHNICAL DATA mm	
Ø	54
H	130



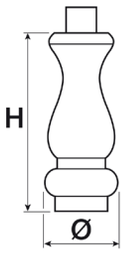

COD.	DESCRIZIONE / DESCRIPTION	
03.0035005460	**PIEDE IN LEGNO X LETTO ONTANO Ø54** */ WOODEN LEG FOR BEDS Ø54*	24 PZ

ART. - ITEM
03.1501

Piede in legno
Wooden foot

Piede in pioppo.
Poplar foot.

DATI TECNICI/TECHNICAL DATA mm	
Ø	80
H	225



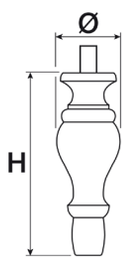

COD.	DESCRIZIONE / DESCRIPTION	
03.1501008060	**GAMBA DI LEGNO X RESTAURO ART.1** */ WOODEN LEG ART.1 Ø80*	12 PZ

ART. - ITEM
03.1507

Piede in legno
Wooden foot

Piede in pioppo.
Poplar foot.

DATI TECNICI/TECHNICAL DATA mm	
Ø	90
H	155



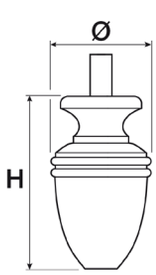

COD.	DESCRIZIONE / DESCRIPTION	
03.1507009060	**PIEDE IN LEGNO X RESTAURO ART.7** */ WOODEN FOOT ART.7 Ø90*	12 PZ

ART. - ITEM
03.1517

Piede in legno
Wooden foot

Piede in pioppo.
Poplar foot.

DATI TECNICI/TECHNICAL DATA mm		
Ø	75	95
H	140	175



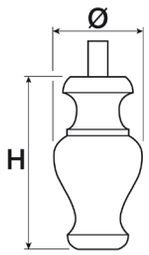

COD.	DESCRIZIONE / DESCRIPTION	
03.1517007560	**GAMBA DI LEGNO X RESTAURO ART.61 Ø75** / *WOODEN LEG ART.61 Ø75*	12 PZ
03.1517009060	**GAMBA DI LEGNO PER RESTAURO ART.17 Ø90** / *WOODEN LEG ART.17 Ø90*	12 PZ

ART. - ITEM
03.1527

Piede in legno
Wooden foot

Piede in pioppo.
Poplar foot.

DATI TECNICI/TECHNICAL DATA mm		
Ø	60	75
H	120	170



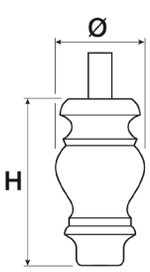

COD.	DESCRIZIONE / DESCRIPTION	
03.1527006060	**PIEDE IN LEGNO PER RESTAURO ART.42 Ø60** / *WOODEN FOOT ART.42 Ø60*	12 PZ
03.1527007560	**PIEDE IN LEGNO PER RESTAURO ART.27 Ø75** / *WOODEN FOOT ART.27 Ø75*	12 PZ

ART. - ITEM
03.2002

Pomolo in legno
Wooden knob

Pomolo in faggio o pino con bussola M4.
Beechwood or pinewood knob with M4 socket.

DATI TECNICI/TECHNICAL DATA mm					
Ø	26	32	38	42	52
H	31	32	36	39	42



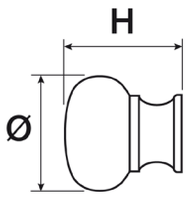

COD.	DESCRIZIONE / DESCRIPTION	
03.2002002662	**POMOLO IN FAGGIO Ø26 LISCIO C/B.M4** / *SMOOTH BEECH KNOB MM.26 WITH SOCKET*	25 PZ
03.2002003261	**POMOLO IN PINO Ø32 LISCIO C/B.M4** / *SMOOTH PINE KNOB MM.32 WITH SOCKET*	25 PZ
03.2002003262	**POMOLO IN FAGGIO Ø32 LISCIO C/B.M4** / *SMOOTH BEECH KNOB MM.32 WITH SOCKET*	25 PZ
03.2002003861	**POMOLO IN PINO Ø38 LISCIO C/B.M4** / *SMOOTH PINE KNOB MM.38 WITH SOCKET*	25 PZ
03.2002003862	**POMOLO IN FAGGIO Ø38 LISCIO C/B.M4** / *SMOOTH BEECH KNOB MM.38 WITH SOCKET*	25 PZ
03.2002004262	**POMOLO IN FAGGIO Ø42 LISCIO C/B.M4** / *SMOOTH BEECH KNOB MM.42 WITH SOCKET*	25 PZ
03.2002005262	**POMOLO IN FAGGIO Ø52 LISCIO C/B.M4** / *SMOOTH BEECH KNOB MM.52 WITH SOCKET*	25 PZ

ART. - ITEM
03.2003

Pomolo in legno
Wooden knob

Pomolo in faggio con bussola M4.
Beechwood knob with M4 socket.

DATI TECNICI/TECHNICAL DATA mm		
Ø	32	36
H	26	29



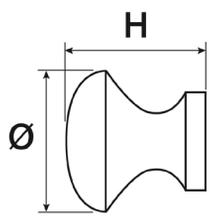

COD.	DESCRIZIONE / DESCRIPTION	
03.2003003262	**POMOLO IN FAGGIO Ø32 LISCIO C/B.M4** / *BEECH KNOB MM.32 WITH SOCKET*	25 PZ
03.2003003662	**POMOLO IN FAGGIO Ø36 LISCIO C/B.M4** / *BEECH KNOB MM.36 WITH SOCKET*	25 PZ

ART. - ITEM
03.2006

Pomolo in legno
Wooden knob

Pomolo in faggio lavorato con bussola M4.
Beechwood knob with M4 socket.

DATI TECNICI/TECHNICAL DATA mm				
Ø	26	32	38	42
H	29	28	34	35



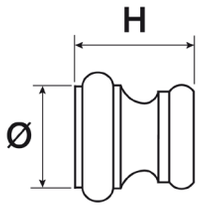

COD.	DESCRIZIONE / DESCRIPTION	
03.2006002662	**POMOLO IN FAGGIO Ø26 LAVORATO C/B.M4** / *CARVED BEECH KNOB MM.26 WITH SOCKET*	25 PZ
03.2006003262	**POMOLO IN FAGGIO Ø32 LAVORATO C/B.M4** / *CARVED BEECH KNOB MM.32 WITH SOCKET*	25 PZ
03.2006003862	**POMOLO IN FAGGIO Ø38 LAVORATO C/B.M4** / *CARVED BEECH KNOB MM.38 WITH SOCKET*	25 PZ
03.2006004262	**POMOLO IN FAGGIO Ø42 LAVORATO C/B.M4** / *CARVED BEECH KNOB MM.42 WITH SOCKET*	25 PZ

ART. - ITEM
03.2012

Pomolo in legno
Wooden knob

Pomolo in faggio o pino con bussola M4.
Beechwood or pinewood knob with M4 socket.

DATI TECNICI/TECHNICAL DATA mm			
Ø	26	30	35
H	27	30	30



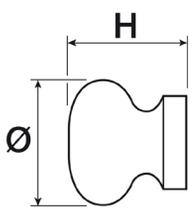

COD.	DESCRIZIONE / DESCRIPTION	
03.2012002662	**POMOLO IN FAGGIO Ø26 LISICIO B.M4** / *BEECH KNOB MM.26 WITH SOCKET*	25 PZ
03.2012003062	**POMOLO IN FAGGIO Ø30 LISCIO C/B.M4** / *BEECH KNOB MM.30 WITH SOCKET*	25 PZ
03.2012003063	**POMOLO IN PINO Ø30 LISCIO C/B.M4** / *PINE KNOB MM.30 WITH SOCKET*	25 PZ
03.2012003562	**POMOLO IN FAGGIO Ø35 LISCIO C/B.M4** / *BEECH KNOB Ø35 WITH SOCKET*	25 PZ

ART. - ITEM
03.2024

Pomolo in legno
Wooden knob

Pomolo in faggio con bussola M4.
Beech knob with M4 socket.

DATI TECNICI/TECHNICAL DATA mm		
Ø	20	30
H	19	27



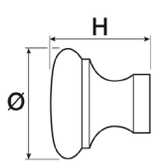

COD.	DESCRIZIONE / DESCRIPTION		
03.2024002062	**POMOLO IN FAGGIO LISCIO C/B.M4** / *BEECH KNOB MM.20 WITH SOCKET*	25 PZ	100 PZ
03.2024003062	**POMOLO IN FAGGIO LISCIO C/B.M4** / *BEECH KNOB MM.30 WITH SOCKET*	25 PZ	100 PZ

ART. - ITEM
03.2026

Pomolo in legno
Wooden knob

Pomolo in faggio lavorato con bussola M4.
Beech knob with M4 socket.

DATI TECNICI/TECHNICAL DATA mm	
Ø	30
H	27



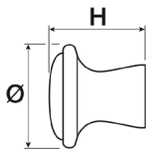

COD.	DESCRIZIONE / DESCRIPTION		
03.2026003062	**POMOLO IN FAGGIO LAVORATO C/B.M4** */ BEECH KNOB MM.30 WITH SOCKET*	25 PZ	100 PZ

ART. - ITEM
03.2027

Pomolo in legno
Wooden knob

Pomolo in frassino con bussola M4.
Ash knob with M4 socket.

DATI TECNICI/TECHNICAL DATA mm	
Ø	30
H	31



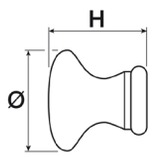

COD.	DESCRIZIONE / DESCRIPTION		
03.2027003065	**POMOLO IN FRASSINO Ø30 LSICIO C/B.M4** */ ASH KNOB MM.30 WITH SOCKET*	25 PZ	100 PZ

ART. - ITEM
03.2004

Pomolo in legno
Wooden knob

Pomolo in faggio lavorato con spina.
Beechwood knob with dowel.

DATI TECNICI/TECHNICAL DATA mm	
Ø	17
H	16



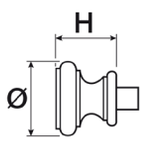

COD.	DESCRIZIONE / DESCRIPTION		
03.2004001762	**POMOLO IN FAGGIO Ø17 LAVORATO C/S.** */ CARVED BEECH KNOB MM.17 WITH DOWEL*	25 PZ	100 PZ

ART. - ITEM
03.2040

Pomolo in legno
Wooden knob

Pomolo in ontano con spina.
Alder knob with dowel.

DATI TECNICI/TECHNICAL DATA mm	
Ø	52
H	95



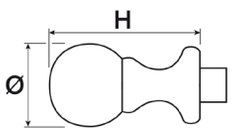

COD.	DESCRIZIONE / DESCRIPTION	
03.2040005260	**POMOLO IN ONTANO Ø52 PER LETTO C/S.** */ ALDER KNOB FOR BED MM.52 WITH DOWEL*	25 PZ

ART. - ITEM
03.3000

Colonnina in legno
Wooden tiny column

Colonnina in faggio.
Beechwood column.

DATI TECNICI/TECHNICAL DATA mm	
Ø	19
H	71



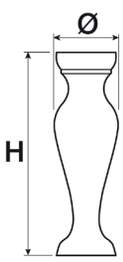

COD.	DESCRIZIONE / DESCRIPTION	
03.3000001962	**COLONNINA IN LEGNO H.71** */ WOODEN COLUMN H.71*	25 PZ

ART. - ITEM
03.3002

Colonnina in legno
Wooden column

Colonnina in faggio.
Beechwood column.

DATI TECNICI/TECHNICAL DATA mm		
Ø	26	26
H	140	110



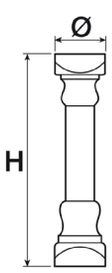

COD.	DESCRIZIONE / DESCRIPTION	
03.3002011062	**COLONNINA IN LEGNO H.110** */ WOODEN COLUMN H.110*	25 PZ
03.3002014062	**COLONNINA IN LEGNO H.140** */ WOODEN COLUMN H.140*	25 PZ

ART. - ITEM
03.3004

Colonnina in legno
Wooden column

Colonnina in faggio.
Beechwood column.

DATI TECNICI/TECHNICAL DATA mm	
Ø	15
H	55



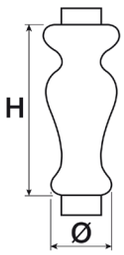

COD.	DESCRIZIONE / DESCRIPTION	
03.3004001562	**COLONNINA IN LEGNO H.55** / *WOODEN COLUMN H.55*	25 PZ

ART. - ITEM
03.3006

Colonnina in legno
Wooden column

Colonnina in faggio.
Beechwood column.

DATI TECNICI/TECHNICAL DATA mm	
Ø	20
H	65



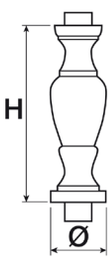

COD.	DESCRIZIONE / DESCRIPTION	
03.3006002062	**COLONNINA IN LEGNO H.65** / *WOODEN COLUMN H.65*	25 PZ

ART. - ITEM
03.3022

Colonnina in legno
Wooden cone

Colonnina in noce.
Walnut column.

DATI TECNICI/TECHNICAL DATA mm	
Ø	22
H	85



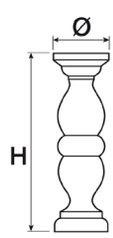

COD.	DESCRIZIONE / DESCRIPTION	
03.3022002273	**COLONNINA IN NOCE ART.122 H.85** / *WALNUT COLUMN ART.122 H.85*	25 PZ

ART. - ITEM
03.3010

Pigna in legno
Wooden cone

Pigna in faggio.
Beech cone.

DATI TECNICI/TECHNICAL DATA mm		
Ø	42	52
H	90	100



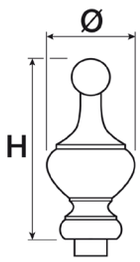

COD.	DESCRIZIONE / DESCRIPTION	
03.3010004262	**PIGNA IN FAGGIO ART.405 H.90** / *BEECH CONE ART.405 H.90*	12 PZ
03.3010005262	**PIGNA IN FAGGIO ART.404 H.100** / *BEECH CONE ART.404 H.100*	12 PZ

ART. - ITEM
03.3012

Pigna in legno
Wooden cone

Pigna in faggio.
Beech cone.

DATI TECNICI/TECHNICAL DATA mm	
Ø	42
H	88



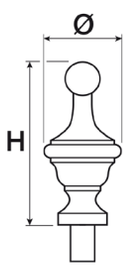

COD.	DESCRIZIONE / DESCRIPTION	
03.3012004262	**PIGNA IN FAGGIO ART.407 H.88** / *BEECH CONE ART. 407 H.88*	12 PZ

ART. - ITEM
03.1008

Gamba in legno
Wooden leg

Gamba in faggio per tavoli.
Wooden beech table leg.

DATI TECNICI/TECHNICAL DATA mm	
H	750
D	75



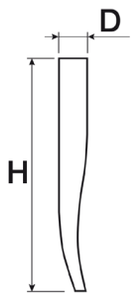

COD.	DESCRIZIONE / DESCRIPTION	
03.1008757566	**GAMBA IN LEGNO PER TAVOLO ART.08 DIM.75** / *TABLE LEG ART.08 mm.75*	4 PZ

ART. - ITEM
03.1165

Gamba in legno
Wooden leg

Gamba in faggio per tavoli.
Wooden beech table leg.

DATI TECNICI/TECHNICAL DATA mm	
H	750
D	75



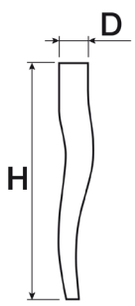

COD.	DESCRIZIONE / DESCRIPTION	
03.1165757566	**GAMBA IN LEGNO PER TAVOLO ART.165 DIM.75** / *TABLE LEG ART.165 MM.75*	4 PZ

ART. - ITEM
03.1310

Gamba in legno
Wooden leg

Gamba in faggio per tavoli.
Wooden beech table leg.

DATI TECNICI/TECHNICAL DATA mm	
H	750
D	75



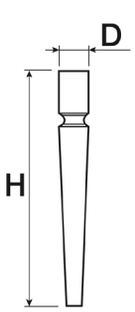

COD.	DESCRIZIONE / DESCRIPTION	
03.1310757566	**GAMBA IN LEGNO PER TAVOLO ART.310 DIM.75** / *TABLE LEG ART.310 MM.75*	4 PZ

ART. - ITEM
03.1075

Gamba in legno
Wooden leg

Gamba in pioppo per tavoli.
Poplar table leg.

DATI TECNICI/TECHNICAL DATA mm		
H	760	760
D	95	75



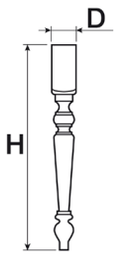

COD.	DESCRIZIONE / DESCRIPTION	
03.1075757666	**GAMBA IN LEGNO PER TAVOLO ART.75 DIM.75** / *TABLE LEG ART.75 mm.75*	4 PZ
03.1075957666	**GAMBA IN LEGNO PER TAVOLO ART.95 DIM.95** / *TABLE LEG ART.95 MM.95*	4 PZ

ART. - ITEM
03.1077

Gamba in legno
Wooden leg

Gamba in pioppo per tavoli.
Poplar table leg.

DATI TECNICI/TECHNICAL DATA mm	
H	760
D	75



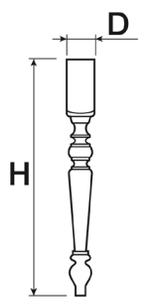

COD.	DESCRIZIONE / DESCRIPTION	
03.1077757666	**GAMBA IN LEGNO PER TAVOLO ART.77 DIM.75** / *TABLE LEG ART.77 MM.75*	4 PZ

ART. - ITEM
03.1078

Gamba in legno
Wooden leg

Gamba in pioppo per tavoli.
Poplar table leg.

DATI TECNICI/TECHNICAL DATA mm	
H	760
D	75



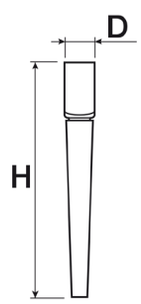

COD.	DESCRIZIONE / DESCRIPTION	
03.1078757666	**GAMBA IN LEGNO PER TAVOLO ART.78 DIM.75** / *TABLE LEG ART.78 MM.75*	4 PZ

ART. - ITEM
03.3134

Guida in legno
Wooden slide

Guida in legno per tavoli a 3 stadi con apertura centrale.
Wooden slide for table with central opening.

DATI TECNICI/TECHNICAL DATA mm			
L	800	900	1200
X	1100	1350	1800



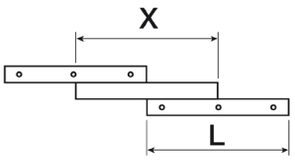

COD.	DESCRIZIONE / DESCRIPTION	
03.3134080065	**GUIDA LEGNO 3/STADI CM.80 H.60 FAGGIO** / *BEECHWOOD SLIDE FOR CENTRAL OP. CM.80*	1 CP
03.3134790065	**GUIDA LEGNO 3/STADI CM.90 H. 7 FAGGIO** / *BEECHWOOD SLIDE FOR CENTRAL OP. CM.90*	1 CP
03.3134812065	**GUIDA LEGNO 3/STADI CM.120 H.8 FAGGIO** / *BEECHWOOD SLIDE FOR CENTRAL OP. CM.120*	1 CP

ART. - ITEM
03.3102

Chiodo in legno
Wooden pin

Chiodo bombato in legno.
Rounded wooden pin.

DATI TECNICI/TECHNICAL DATA mm		
Ø	8	10
H	10	11



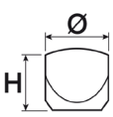

COD.	DESCRIZIONE / DESCRIPTION	
03.3102000862	**CHIODINO Ø8 BOMBATO IN FAGGIO** / *ROUNDED BEECHWOOD PIN Ø8*	500 PZ
03.3102000871	**CHIODINO Ø8 BOMBATO IN CILIEGIO** / *ROUNDED CHERRYWOOD PIN Ø8*	500 PZ
03.3102001062	**CHIODINO Ø10 BOMBATO IN FAGGIO** / *ROUNDED BEECHWOOD PIN Ø10*	500 PZ
03.3102001064	**CHIODINO Ø10 BOMBATO IN ROVERE** / *ROUNDED OAKWOOD PIN Ø10*	500 PZ
03.3102001071	**CHIODINO Ø10 BOMBATO IN CILIEGIO** / *ROUNDED CHERRYWOOD PIN Ø10*	500 PZ

ART. - ITEM
03.3103

Chiodo in legno
Wooden pin

Chiodo piano in legno.
Flat wooden pin.

DATI TECNICI/TECHNICAL DATA mm	
Ø	8
H	10,5



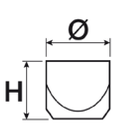

COD.	DESCRIZIONE / DESCRIPTION	
03.3103000862	**CHIODINO Ø8 PIANO IN FAGGIO** / *BEECH PIN Ø8*	500 PZ

ART. - ITEM
03.3110

Nodo in legno
Wooden knot

Nodo in abete.
Firwood knot.

DATI TECNICI/TECHNICAL DATA mm				
Ø	10	15	20	25
H	9	9	9	9



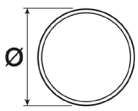

COD.	DESCRIZIONE / DESCRIPTION	
03.3110001061	**NODO IN ABETE Ø10 SP.9** / *WOODEN KNOT Ø10MM H.9MM*	1000 PZ
03.3110001561	**NODO IN ABETE Ø15 SP.9** / *WOODEN KNOT Ø15MM H.9MM*	1000 PZ
03.3110002061	**NODO IN ABETE Ø20 SP.9** / *WOODEN KNOT Ø20MM H.9MM*	1000 PZ
03.3110002561	**NODO IN ABETE Ø25 SP.9** / *WOODEN KNOT Ø25MM H.9MM*	500 PZ

ART. - ITEM
03.3114

Lamella per legno
Wooden plates

Lamella per giunzione in faggio. Spessore 4mm.
Beechwood joint. Thickness 4mm.

DATI TECNICI/TECHNICAL DATA mm			
H	15	19	23
L	47	53	56
	GR.0	GR.10	GR.20



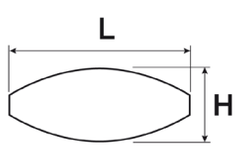

COD.	DESCRIZIONE / DESCRIPTION	
03.3114000000	**PASTIGLIA PER LAMELLO GR0** / *WOODEN JOINT GR0*	1000 PZ
03.3114001000	**PASTIGLIA PER LAMELLO GR10** / *WOODEN JOINT GR10*	1000 PZ
03.3114002000	**PASTIGLIA PER LAMELLO GR20** / *WOODEN JOINT GR20*	1000 PZ

ART. - ITEM
03.3112

Lamella in legno
Wooden plates

Lamella in abete.
Fir joint.

DATI TECNICI/TECHNICAL DATA mm	
H	11
L	68





COD.	DESCRIZIONE / DESCRIPTION	
03.3112000000	**LAMELLA LEGNO ABETE ECONOMICA** / *FIR JOINT*	500 PZ

ART. - ITEM
03.3200E

Spina in legno
Wooden pin

Spine di giunzione in legno.
Wooden junction pin.



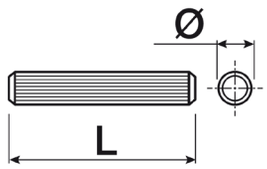

COD.	DESCRIZIONE / DESCRIPTION		
03.3200E063062	**SPINA IN LEGNO Ø06X30 9000PZ** / *BAG WITH 9000 PCS WOODEN DOWEL 06X30MM*	1 PZ	5 PZ
03.3200E083062	**SPINA IN LEGNO Ø08X30 5000PZ** / *BAG WITH 5000 PCS WOODEN DOWEL 08X30MM*	1 PZ	5 PZ
03.3200E083562	**SPINA IN LEGNO Ø08X35 4000PZ** / *BAG WITH 4000 PCS WOODEN DOWEL 08X35MM*	1 PZ	5 PZ
03.3200E084062	**SPINA IN LEGNO Ø08X40 3500PZ** / *BAG WITH 3500 PCS WOODEN DOWEL 08X40MM*	1 PZ	5 PZ
03.3200E103062	**SPINA IN LEGNO Ø10X30 3000PZ** / *BAG WITH 3000 PCS WOODEN DOWEL 10X30MM*	1 PZ	5 PZ
03.3200E104062	**SPINA IN LEGNO Ø10X40 2500PZ** / *BAG WITH 2500 PCS WOODEN DOWEL 10X40MM*	1 PZ	5 PZ

ART. - ITEM
03.3200

Spina in legno
Wooden dowel

Spina di giunzione in faggio.
Beechwood junction dowel.



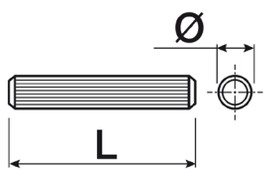

COD.	DESCRIZIONE / DESCRIPTION	
03.3200062062	**SPINA IN LEGNO Ø06X20 CONF.5 KG.** / *WOODEN DOWEL Ø06MM LENGTH 20MM*	5 KG
03.3200062562	**SPINA IN LEGNO Ø06X25 CONF.5 KG.** / *WOODEN DOWEL Ø06MM LENGTH 25MM*	5 KG
03.3200063062	**SPINA IN LEGNO Ø06X30 CONF.5 KG** / *WOODEN DOWEL Ø06MM LENGTH 30MM*	5 KG
03.3200063562	**SPINA IN LEGNO Ø06X35 CONF.5 KG.** / *WOODEN DOWEL Ø06MM LENGTH 35MM*	5 KG
03.3200064062	**SPINA IN LEGNO Ø06X40 CONF.5 KG.** / *WOODEN DOWEL Ø06MM LENGTH 40MM*	5 KG
03.3200082062	**SPINA IN LEGNO Ø08X20 CONF.5 KG.** / *WOODEN DOWEL Ø08MM LENGTH 20MM*	5 KG
03.3200082562	**SPINA IN LEGNO Ø08X25 CONF.5 KG.** / *WOODEN DOWEL Ø08MM LENGTH 25MM*	5 KG
03.3200083062	**SPINA IN LEGNO Ø08X30 CONF.5 KG** / *WOODEN DOWEL Ø08MM LENGTH 30MM*	5 KG
03.3200083562	**SPINA IN LEGNO Ø08X35 CONF.5 KG.** / *WOODEN DOWEL Ø08MM LENGTH 35MM*	5 KG
03.3200084062	**SPINA IN LEGNO Ø08X40 CONF.5 KG.** / *WOODEN DOWEL Ø08MM LENGTH 40MM*	5 KG
03.3200085062	**SPINA IN LEGNO Ø08X50 CONF.5 KG.** / *WOODEN DOWEL Ø08MM LENGTH 50MM*	5 KG
03.3200086062	**SPINA IN LEGNO Ø08X60 CONF.5 KG.** / *WOODEN DOWEL Ø08MM LENGTH 60MM*	5 KG
03.3200103062	**SPINA IN LEGNO Ø10X30 CONF.5 KG** / *WOODEN DOWEL Ø10MM LENGTH 30MM*	5 KG
03.3200103562	**SPINA IN LEGNO Ø10X35 CONF.5 KG.** / *WOODEN DOWEL Ø10MM LENGTH 35MM*	5 KG
03.3200104062	**SPINA IN LEGNO Ø10X40 CONF.5 KG.** / *WOODEN DOWEL Ø10MM LENGTH 40MM*	5 KG
03.3200105062	**SPINA IN LEGNO Ø10X50 CONF.5 KG.** / *WOODEN DOWEL Ø10MM LENGTH 50MM*	5 KG
03.3200106062	**SPINA IN LEGNO Ø10X60 CONF.5 KG.** / *WOODEN DOWEL Ø10MM LENGTH 60MM*	5 KG
03.3200107062	**SPINA IN LEGNO Ø10X70 CONF.5 KG.** / *WOODEN DOWEL Ø10MM LENGTH 70MM*	5 KG
03.3200124062	**SPINA IN LEGNO Ø12X40 CONF.5 KG.** / *WOODEN DOWEL Ø12MM LENGTH 40MM*	5 KG

COD.	DESCRIZIONE / DESCRIPTION	
03.3200125062	**SPINA IN LEGNO Ø12X50 CONF.5 KG.** / *WOODEN DOWEL Ø12MM LENGTH 50MM*	5 KG
03.3200126062	**SPINA IN LEGNO Ø12X60 CONF.5 KG.** / *WOODEN DOWEL Ø12MM LENGTH 60MM*	5 KG
03.3200127062	**SPINA IN LEGNO Ø12X70 CONF.5 KG.** / *WOODEN DOWEL Ø12MM LENGTH 70MM*	5 KG
03.3200145062	**SPINA IN LEGNO Ø14X50 CONF.5 KG.** / *WOODEN DOWEL Ø14MM LENGTH 50MM*	5 KG
03.3200146062	**SPINA IN LEGNO Ø14X60 CONF.5 KG.** / *WOODEN DOWEL Ø14MM LENGTH 60MM*	5 KG
03.3200C063062	**SPINA IN LEGNO Ø06X30 CONF.25 KG.** / *WOODEN DOWEL Ø06MM L.30MM PACKAGE 25KG.*	25 KG
03.3200C083062	**SPINA IN LEGNO Ø08X30 CONF.25 KG.** / *WOODEN DOWEL Ø08MM L.30MM PACKAGE 25KG.*	25 KG
03.3200C083562	**SPINA IN LEGNO Ø08X35 CONF.25 KG.** / *WOODEN DOWEL Ø08MM L.35MM PACKAGE 25KG.*	25 KG
03.3200C084062	**SPINA IN LEGNO Ø08X40 CONF.25 KG.** / *WOODEN DOWEL Ø08MM L.40MM PACKAGE 25KG.*	25 KG
03.3200C104062	**SPINA IN LEGNO Ø10X40 CONF.25 KG.** / *WOODEN DOWEL Ø10MM L.40MM PACKAGE 25KG.*	25 KG
03.3200C105062	**SPINA IN LEGNO Ø10X50 CONF.25 KG.** / *WOODEN DOWEL Ø10MM L.50MM PACKAGE 25KG.*	25 KG
03.3200S063062	**SPINA IN LEGNO Ø06X30 CONF.1 KG.** / *WOODEN DOWEL 6X30 PACKAGE 1 KG*	1 KG
03.3200S083062	**SPINA IN LEGNO Ø08X30 CONF.1 KG.** / *WOODEN DOWEL 8X30 PACKAGE 1 KG*	1 KG
03.3200S083562	**SPINA IN LEGNO Ø08X35 CONF.1 KG.** / *WOODEN DOWEL 8X35 PACKAGE 1 KG*	1 KG
03.3200S084062	**SPINA IN LEGNO Ø08X40 CONF.1 KG.** / *WOODEN DOWEL 8X40 PACKAGE 1 KG*	1 KG
03.3200S104062	**SPINA IN LEGNO Ø10X40 CONF.1 KG.** / *WOODEN DOWEL 10X40 PACKAGE 1 KG*	1 KG
03.3200V063062	**SPINA IN LEGNO Ø06X30 CONF.10 KG.** / *WOODEN DOWEL 6X30 PACKAGE 10 KG*	10 KG
03.3200V083062	**SPINA IN LEGNO Ø08X30 CONF.10 KG.** / *WOODEN DOWEL 8X30 PACKAGE 10 KG*	10 KG
03.3200V083562	**SPINA IN LEGNO Ø08X35 CONF.10 KG.** / *WOODEN DOWEL 8X35 PACKAGE 10 KG*	10 KG
03.3200V084062	**SPINA IN LEGNO Ø08X40 CONF.10 KG.** / *WOODEN DOWEL 8X40 PACKAGE 10 KG*	10 KG
03.3200V103062	**SPINA IN LEGNO Ø10X30 CONF.10 KG.** / *WOODEN DOWEL 10X30 PACKAGE 10 KG*	10 KG
03.3200V103562	**SPINA IN LEGNO Ø10X35 CONF.10 KG.** / *WOODEN DOWEL 10X35 PACKAGE 10 KG*	10 KG
03.3200V104062	**SPINA IN LEGNO Ø10X40 CONF.10 KG.** / *WOODEN DOWEL 10X40 PACKAGE 10 KG*	10 KG
03.3200V105062	**SPINA IN LEGNO Ø10X50 CONF.10 KG.** / *WOODEN DOWEL 10X50 PACKAGE 10 KG*	10 KG

ART. - ITEM
03.3201

Spina in legno
Wooden dowel

Spina di giunzione in faggio.
Beechwood junction dowel.

DATI TECNICI/TECHNICAL DATA mm						
Ø	6	8	10	12	14	16



COD.	DESCRIZIONE / DESCRIPTION	
03.3201060V62	**SPINA IN LEGNO DIAM. MM.06 IN VERGA** / *WOODEN DOWEL Ø06MM. IN STRIPES*	50 PZ
03.3201080V62	**SPINA IN LEGNO DIAM. MM.08 IN VERGA** / *WOODEN DOWEL Ø08MM. IN STRIPES*	50 PZ
03.3201100V62	**SPINA IN LEGNO DIAM. MM.10 IN VERGA** / *WOODEN DOWEL Ø10MM. IN STRIPES*	50 PZ
03.3201120V62	**SPINA IN LEGNO DIAM. MM.12 IN VERGA** / *WOODEN DOWEL Ø 12MM. IN STRIPES*	50 PZ
03.3201140V62	**SPINA IN LEGNO DIAM. MM.14 IN VERGA** / *WOODEN DOWEL Ø14MM. IN STRIPES*	50 PZ
03.3201160V62	**SPINA IN LEGNO DIAM. MM.16 IN VERGA** / *WOODEN DOWEL Ø16MM. IN STRIPES*	50 PZ

ART. - ITEM
03.3300

Bordo in legno
Wooden edge

Bordo in legno con spessore 6/10. Disponibili con o senza colla ed in varie essenze.
Wooden edge with 6/10 mm thickness. Available pre-glued or not glued and in different type of wood.



COD.	DESCRIZIONE / DESCRIPTION	
03.33006G1468	**BORDO TANGANICA NON COLLATO H.14** / *TANGANYIKA NOT GLUED EDGE H.14*	250 ML
03.33006G1768	**BORDO TANGANICA NON COLLATO H.17** / *TANGANYIKA NOT GLUED EDGE H.17*	250 ML
03.33006G1868	**BORDO TANGANICA NON COLLATO H.18** / *TANGANYIKA NOT GLUED EDGE H.18*	250 ML
03.33006G1968	**BORDO TANGANICA NON COLLATO H.19** / *TANGANYIKA NOT GLUED EDGE H.19*	250 ML
03.33006G2068	**BORDO TANGANICA NON COLLATO H.20** / *TANGANYIKA NOT GLUED EDGE H.20*	250 ML
03.33006G2168	**BORDO TANGANICA NON COLLATO H.21** / *TANGANYIKA NOT GLUED EDGE H.21*	250 ML
03.33006G2268	**BORDO TANGANICA NON COLLATO H.22** / *TANGANYIKA NOT GLUED EDGE H.22*	250 ML
03.33006G2368	**BORDO TANGANICA NON COLLATO H.23** / *TANGANYIKA NOT GLUED EDGE H.23*	250 ML
03.33006G2468	**BORDO TANGANICA NON COLLATO H.24** / *TANGANYIKA NOT GLUED EDGE H.24*	250 ML
03.33006G2568	**BORDO TANGANICA NON COLLATO H.25** / *TANGANYIKA NOT GLUED EDGE H.25*	250 ML
03.33006G2768	**BORDO TANGANICA NON COLLATO H.27** / *TANGANYIKA NOT GLUED EDGE H.27*	250 ML
03.33006G2868	**BORDO TANGANICA NON COLLATO H.28** / *TANGANYIKA NOT GLUED EDGE H.28*	250 ML
03.33006G3068	**BORDO TANGANICA NON COLLATO H.30** / *TANGANYIKA NOT GLUED EDGE H.30*	250 ML
03.33006G3268	**BORDO TANGANICA NON COLLATO H.32** / *TANGANYIKA NOT GLUED EDGE H.32*	250 ML
03.33006G3568	**BORDO TANGANICA NON COLLATO H.35** / *TANGANYIKA NOT GLUED EDGE H.35*	250 ML
03.33006G4068	**BORDO TANGANICA NON COLLATO H.40** / *TANGANYIKA NOT GLUED EDGE H.40*	250 ML
03.33006G5068	**BORDO TANGANICA NON COLLATO H.50** / *TANGANYIKA NOT GLUED EDGE H.50*	250 ML
03.33006P1468	**BORDO TANGANICA PRECOLLATO H.14** / *TANGANYIKA PRE-GLUED EDGE H.14*	125 ML
03.33006P1568	**BORDO TANGANICA PRECOLLATO H.15** / *TANGANYIKA PRE-GLUED EDGE H.15*	125 ML
03.33006P1668	**BORDO TANGANICA PRECOLLATO H.16** / *TANGANYIKA PRE-GLUED EDGE H.16*	125 ML
03.33006P1768	**BORDO TANGANICA PRECOLLATO H.17** / *TANGANYIKA PRE-GLUED EDGE H.17*	125 ML
03.33006P1868	**BORDO TANGANICA PRECOLLATO H.18** / *TANGANYIKA PRE-GLUED EDGE H.18*	125 ML
03.33006P1968	**BORDO TANGANICA PRECOLLATO H.19** / *TANGANYIKA PRE-GLUED EDGE H.19*	125 ML
03.33006P2068	**BORDO TANGANICA PRECOLLATO H.20** / *TANGANYIKA PRE-GLUED EDGE H.20*	125 ML
03.33006P2268	**BORDO TANGANICA PRECOLLATO H.22** / *TANGANYIKA PRE-GLUED EDGE H.22*	125 ML
03.33006P2368	**BORDO TANGANICA PRECOLLATO H.23** / *TANGANYIKA PRE-GLUED EDGE H.23*	125 ML
03.33006P2468	**BORDO TANGANICA PRECOLLATO H.24** / *TANGANYIKA PRE-GLUED EDGE H.24*	125 ML
03.33006P2568	**BORDO TANGANICA PRECOLLATO H.25** / *TANGANYIKA PRE-GLUED EDGE H.25*	125 ML
03.33006P2668	**BORDO TANGANICA PRECOLLATO H.26** / *TANGANYIKA PRE-GLUED EDGE H.26*	125 ML
03.33006P2868	**BORDO TANGANICA PRECOLLATO H.28** / *TANGANYIKA PRE-GLUED EDGE H.28*	125 ML
03.33006P3068	**BORDO TANGANICA PRECOLLATO H.30** / *TANGANYIKA PRE-GLUED EDGE H.30*	125 ML
03.33006P3268	**BORDO TANGANICA PRECOLLATO H.32** / *TANGANYIKA PRE-GLUED EDGE H.32*	125 ML
03.33006P3568	**BORDO TANGANICA PRECOLLATO H.35** / *TANGANYIKA PRE-GLUED EDGE H.35*	125 ML
03.33006P4068	**BORDO TANGANICA PRECOLLATO H.40** / *TANGANYIKA PRE-GLUED EDGE H.40*	125 ML
03.33006P4268	**BORDO TANGANICA PRECOLLATO H.42** / *TANGANYIKA PRE-GLUED EDGE H.42*	125 ML
03.33006P4568	**BORDO TANGANICA PRECOLLATO H.45** / *TANGANYIKA PRE-GLUED EDGE H.45*	125 ML
03.33006P5068	**BORDO TANGANICA PRECOLLATO H.50** / *TANGANYIKA PRE-GLUED EDGE H.50*	125 ML
03.33006P5568	**BORDO TANGANICA PRECOLLATO H.55** / *TANGANYIKA PRE-GLUED EDGE H.55*	125 ML
03.33006P6068	**BORDO TANGANICA PRECOLLATO H.60** / *TANGANYIKA PRE-GLUED EDGE H.60*	125 ML
03.33006P7068	**BORDO TANGANICA PRECOLLATO H.70** / *TANGANYIKA PRE-GLUED EDGE H.70*	125 ML

COD.	DESCRIZIONE / DESCRIPTION	
03.33006P8068	**BORDO TANGANICA PRECOLLATO H.80** / *TANGANYIKA PRE-GLUED EDGE H.80*	125 ML
03.33006P9068	**BORDO TANGANICA PRECOLLATO H.90** / *TANGANYIKA PRE-GLUED EDGE H.90*	125 ML

ART. - ITEM
03.3300B

Bordo in legno
Wooden edge

Bordo in legno con spessore 6/10. Disponibili con o senza colla, in varie essenze ed in blister. Rotoli da 50mt.
Wooden edge with 6/10 mm thickness. Available pre-glued or not glued, in differrent type of wood and in blister packaging. Rolls from 50mt.



COD.	DESCRIZIONE / DESCRIPTION	
03.33006GB5068	**BORDO TANGANICA NON COLLATO H.50 TERMOR.** / *TANGANYIKA NOT GLUED EDGE H.50*	50 ML
03.33006PB2054	**BORDO ROVERE PRECOLLATO ACCOP.H.20 TERM.** / *OAK PRE-GLUED EDGE H.20*	50 ML
03.33006PB2073	**BORDO NOCE PRECOLLATO H.20 TERMOR.** / *WALNUT PRE-GLUED EDGE H.20*	50 ML
03.33006PB2264	**BORDO ROVERE SUPPOR. PRECOLL.H.22 TERMOR** / *OAK PRE-GLUED EDGE H.22*	50 ML
03.33006PB2265	**BORDO FRASSINO PRECOLLATO H.22 TERMOR.** / *ASHWOOD PRE-GLUED EDGE H.22*	50 ML
03.33006PB2266	**BORDO TOULIPIER PRECOLLATO H.22 TERMOR.** / *TULIPWOOD PRE-GLUED EDGE H.22*	50 ML
03.33006PB2268	**BORDO TANGANICA PRECOLLATO H.22 TERM.** / *TANGANYICA PRE-GLUED EDGE H.22*	50 ML
03.33006PB2271	**BORDO CILIEGIO PRECOLLATO H.22 TERMOR.** / *CHERRYWOOD PRE-GLUED EDGE H.22*	50 ML
03.33006PB2273	**BORDO NOCE BIONDO MEDIO PRECOLLATO H.22** / *WALNUT PRE-GLUED EDGE H.22*	50 ML
03.33006PB2276	**BORDO CASTAGNO PREC.SUPPORT.H.22 TERMO** / *CHESTNUT PRE-GLUED BORDER H.22*	50 ML
03.33006PB2564	**BORDO ROVERE PRECOLLATO SUPP.H.25 TERM.** / *OAK PRE-GLUED EDGE H.25*	50 ML
03.33006PB2565	**BORDO FRASSINO PRECOLLATO H.25 TERMOR.** / *ASHWOOD PRE-GLUED EDGE H.25*	50 ML
03.33006PB2568	**BORDO TANGANICA PRECOLLATO H.25 TERMOR.** / *TANGANYICA PRE-GLUED EDGE H.25*	50 ML
03.33006PB2571	**BORDO CILIEGIO PRECOLLATO H.25 TERMOR.** / *CHERRYWOOD PRE-GLUED EDGE H.25*	50 ML
03.33006PB2666	**BORDO TOULIPIER PRECOLLATO H.26 TERMOR.** / *TULIPWOOD PRE-GLUED EDGE H.26*	50 ML
03.33006PB2854	**BORDO ROVERE PRECOLLATO H.28 TERMOR.** / *OAK PRE-GLUED EDGE H.28*	50 ML
03.33006PB2868	**BORDO TANGANICA PRECOLLATO H.28 TERM.** / *TANGANYICA PRE-GLUED EDGE H.28*	50 ML
03.33006PB2871	**BORDO CILIEGIO PRECOLLATO H.28 TERMOR.** / *CHERRYWOOD PRE-GLUED EDGE H.28*	50 ML
03.33006PB3054	**BORDO ROVERE PRECOLLATO SUPP.H.30 TERM.** / *OAK PRE-GLUED EDGE H.30*	50 ML
03.33006PB3065	**BORDO FRASSINO PRECOLLATO H.30 TERMOR.** / *ASHWOOD PRE-GLUED EDGE H.30*	50 ML
03.33006PB3066	**BORDO TOULIPIER PRECOLLATO H.30 TERMOR.** / *TULIPWOOD PRE-GLUED EDGE H.30*	50 ML
03.33006PB3068	**BORDO TANGANICA PRECOLLATO H.30 TERMOR.** / *TANGANYICA PRE-GLUED EDGE H.30*	50 ML
03.33006PB3071	**BORDO CILIEGIO PRECOLLATO H.30 TERMOR.** / *CHERRYWOOD PRE-GLUED EDGE H.30*	50 ML
03.33006PB3073	**BORDO NOCE PRECOLLATO H.30 TERMOR.** / *WALNUT PRE-GLUED EDGE H.30*	50 ML
03.33006PB3264	**BORDO ROVERE PRECOLATO SUPP.H.32 TERMOR** / *OAK PRE-GLUED EDGE H.32*	50 ML
03.33006PB3265	**BORDO FRASSINO PRECOLLATO H.32 TERMOR.** / *ASHWOOD PRE-GLUED EDGE H.32*	50 ML
03.33006PB3268	**BORDO TANGANICA PRECOLLATO H.32 TERMOR.** / *TANGANYICA PRE-GLUED EDGE H.32*	50 ML
03.33006PB3271	**BORDO CILIEGIO PRECOLLATO H.32 TERMOR.** / *CHERRYWOOD PRE-GLUED EDGE H.32*	50 ML
03.33006PB3273	**BORDO NOCE PRECOLLATO H.32 TERMOR.** / *WALNUT PRE-GLUED EDGE H.32*	50 ML
03.33006PB3276	**BORDO CASTAGNO PREC.ACCOPP.H.32 TERMOR.** / *CHESTNUT PRE-STICKED BORDER H.32*	50 ML
03.33006PB3564	**BORDO ROVERE PRECOLATO SUPP.H.35 TERMOR** / *OAK PRE-GLUED EDGE H.35*	50 ML
03.33006PB3565	**BORDO FRASSINO PRECOLLATO H.35 TERMOR.** / *ASHWOOD PRE-GLUED EDGE H.35*	50 ML
03.33006PB3568	**BORDO TANGANICA PRECOLLATO H.35 TERMOR.** / *TANGANYICA PRE-GLUED EDGE H.35*	50 ML
03.33006PB3571	**BORDO CILIEGIO PRECOLLATO H.35 TERMOR.** / *CHERRYWOOD PRE-GLUED EDGE H.35*	50 ML
03.33006PB3573	**BORDO NOCE BIONDO MEDIO PRECOLLATO H.35** / *WALNUT PRE-GLUED EDGE H.35*	50 ML

COD.	DESCRIZIONE / DESCRIPTION	
03.33006PB4054	**BORDO ROVERE PRECOL.ACCOPP.H.40 TERMOR** */ OAK PRE-GLUED EDGE H.40*	50 ML
03.33006PB4065	**BORDO FRASSINO PRECOLLATO H.40 TERMOR.** */ ASHWOOD PRE-GLUED EDGE H.40*	50 ML
03.33006PB4068	**BORDO TANGANICA PRECOLLATO H.40 TERMOR.** */ TANGANYICA PRE-GLUED EDGE H.40*	50 ML
03.33006PB4071	**BORDO CILIEGIO PRECOLLATO H.40 TERMOR.** */ CHERRYWOOD PRE-GLUED EDGE H.40*	50 ML
03.33006PB4073	**BORDO NOCE PRECOLLATO H.40 TERMOR.** */ WALNUT PRE-GLUED EDGE H.40*	50 ML
03.33006PB5054	**BORDO ROVERE PRECOL.SUPPORT.H.50 TERMOR** */ OAK PRE-GLUED EDGE H.50*	50 ML
03.33006PB5065	**BORDO FRASSINO PRECOLLATO H.50 TERMOR.** */ ASHWOOD PRE-GLUED EDGE H.50*	50 ML
03.33006PB5066	**BORDO TOULIPIER PRECOLLATO H.50 TERMOR.** */ TULIPWOOD PRE-GLUED EDGE H.50*	50 ML
03.33006PB5068	**BORDO TANGANICA PRECOLLATO H.50 TERMOR.** */ TANGANYICA PRE-GLUED EDGE H.50*	50 ML
03.33006PB5071	**BORDO CILIEGIO PRECOLLATO H.50 TERMOR.** */ CHERRYWOOD PRE-GLUED EDGE H.50*	50 ML

ART. - ITEM
03.3302B

Bordo in MST
MST edge

Bordo in MST con spessore 3,3/10. Disponibili con o senza colla, in varie essenze ed in blister. Rotoli da 50mt.
Monolayer edge with 3,3/10 mm thickness. Available pre-glued or not pre-glued, in differrent type of wood and in blister packaging. Rolls from 50mt.



COD.	DESCRIZIONE / DESCRIPTION	
03.33026GB2240	**BORDO M.ST N/COL.H.22 BIA.EA OPC TERMOR.** */ WHITE LAMINATED NOT GLUED EDGE H.22*	50 ML
03.33026GB2277	**BORDO M.ST N/COLL.H.22 NOCE SC. TERMOR.** */ WALNUT LAMINATED NOT GLUED EDGE H.22*	50 ML
03.33026GB2540	**BORDO M.ST N/COLLATO H.25 BIANCO TERMOR.** */ WHITE LAMINATED NOT GLUED EDGE H.25*	50 ML
03.33026GB3040	**BORDO M.ST N/COLLATO H.30 BIANCO TERMOR.** */ WHITE LAMINATED NOT GLUED EDGE H.30*	50 ML
03.33026GB3240	**BORDO M.ST N/COL.H.32 BIA.EA OPC TERMOR.** */ WHITE LAMINATED NOT GLUED EDGE H.32*	50 ML
03.33026GB5040	**BORDO M.ST N/COLL.H.50 BIANCO TERMOR.** */ WHITE LAMINATED NOT GLUED EDGE H.50*	50 ML
03.33026PB2040	**BORDO M.ST.PREC.H.20 BIANCO TERMOR.** */ WHITE LAMINATED PRE-GLUED EDGE H.20*	50 ML
03.33026PB2240	**BORDO M.ST.PREC.H.22 BIANCO TERMOR.** */ WHITE LAMINATED PRE-GLUED EDGE H.22*	50 ML
03.33026PB2241	**BORDO M.ST.PREC.H.22 NERO TERMOR.** */ BLACK LAMINATED PRE-GLUED EDGE H.22*	50 ML
03.33026PB2264	**BORDO M.ST.PREC.H.22 ROVERE TERMOR.** */ OAK LAMINATED PRE-GLUED EDGE H.22*	50 ML
03.33026PB2268	**BORDO M.ST.PREC.H.22 TANGANICA TERMOR.** */ TANGANYICA LAMINATED PRE-GLUED EDGE H.22*	50 ML
03.33026PB2271	**BORDO M.ST.PREC.H.22 CILIEGIO TERMOR.** */ CHERRYWOOD LAMINATED PRE-GLUED EDGE H.22*	50 ML
03.33026PB2277	**BORDO M.ST.PREC.H.22 NOCE SCURO TERMOR.** */ DARK WALNUT LAMIN. PRE-GLUED EDGE H.22*	50 ML
03.33026PB2283	**BORDO M.ST PRECOLLATO H. 22 BLISTER** */ MEDIUM WALNUT LAMIN. PRE-GLUED EDGE H.22*	50 ML
03.33026PB22WE	**BORDO M.ST.PREC.H.22 WENGE TERMOR.** */ WENGHE' LAMINATED PRE-GLUED EDGE H.*	50 ML
03.33026PB2540	**BORDO M.ST.PREC.H.25 BIANCO TERMOR.** */ WHITE LAMINATED PRE-GLUED EDGE H.25*	50 ML
03.33026PB2568	**BORDO M.ST. PREC.H.25 TANGANICA TERMOR.** */ TANGANYIKA LAMINATED PRE-GLUED EDGE H.25*	50 ML
03.33026PB2571	**BORDO LAMIN.PREC.H.25 CILIEGIO TERMOR.** */ CHERRYWOOD LAMINATED PRE-GLUED EDGE H.25*	50 ML
03.33026PB2589	**BORDO M.ST.PREC.H.25 NOCE CH. TERMOR.** */ LIGHT WALNUT LAMIN. PRE-GLUED EDGE H.25*	50 ML
03.33026PB3040	**BORDO M.ST.PREC.H.30 BIANCO TERMOR.** */ WHITE LAMINATED PRE-GLUED EDGE H.30*	50 ML
03.33026PB3041	**BORDO M.ST.PREC.H.30 NERO TERMOR.** */ BLACK LAMINATED PRE-GLUED EDGE H.30*	50 ML
03.33026PB3089	**BORDO M.ST.PREC.H.30 NOCE CH. TERMOR.** */ LIGHT WALNUT LAMIN. PRE-GLUED EDGE H.30*	50 ML
03.33026PB3240	**BORDO M.ST. PREC.H.32 BIANCO TERMOR.** */ WHITE LAMINATED PRE-GLUED EDGE H.32*	50 ML
03.33026PB3265	**BORDO M.ST. PREC.H.32 FRASSINO TERMOR.** */ ASHWOOD LAMINATED PRE-GLUED EDGE H.32*	50 ML
03.33026PB3268	**BORDO M.ST. PREC.H.32 TANGANICA TERMOR.** */ TANGANYIKA LAMINATED PRE-GLUED EDGE H.32*	50 ML
03.33026PB3540	**BORDO M.ST PREC.H.35 BIANCO TERMOR.** */ WHITE LAMINATED PRE-GLUED EDGE H.35*	50 ML
03.33026PB3589	**BORDO LAMIN.PREC.H.35 NOCE CH.TERMOR.** */ LIGHT WALNUT LAMIN. PRE-GLUED EDGE H.35*	50 ML
03.33026PB4040	**BORDO M.ST.PREC.H.40 BIANCO TERMOR.** */ WHITE LAMINATED PRE-GLUED EDGE H.40*	50 ML
03.33026PB5040	**BORDO M.ST.PREC.H.50 BIANCO TERMOR.** */ WHITE LAMINATED PRE-GLUED EDGE H.50*	50 ML
03.33026PB5071	**BORDO M.ST.PREC.H.50 CILIEGIO TERMOR.** */ CHERRYWOOD LAMINATED PRE-GLUED EDGE H.50*	50 ML
03.33026PB5089	**BORDO M.ST.PREC.H.50 NOCE CH. TERMOR.** */ LIGHT WALNUT LAMIN. PRE-GLUED EDGE H.50*	50 ML

ART. - ITEM
03.3120

Reggitubo in legno
Wooden support

Reggitubo quadro in legno.
Wooden square support for pipe.

DATI TECNICI/TECHNICAL DATA mm	
H	80
L	60



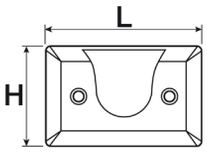

COD.	DESCRIZIONE / DESCRIPTION		
03.3120806062	**REGGITUBO IN AYOUS ECON. QUADRO** / *WOODEN SQUARE SUPPORT FOR PIPE*	24 PZ	100 PZ

ART. - ITEM
03.3122

Reggitubo in legno
Wooden support

Reggitubo tondo in faggio.
Beech round support for pipe.

DATI TECNICI/TECHNICAL DATA mm	
Ø	50



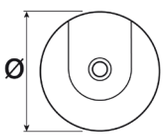

COD.	DESCRIZIONE / DESCRIPTION		
03.3122005062	**REGGITUBO IN LEGNO ECONOMICO TONDO** / *WOODEN ROUND SUPPORT FOR PIPE*	24 PZ	100 PZ

ART. - ITEM
03.3123

Reggitubo in legno
Wooden pipe support

Reggitubo in faggio con bussola M6.
Beech pipe support with M6 socket.

DATI TECNICI/TECHNICAL DATA mm	
Ø	50
H	75



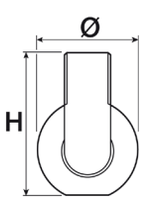

COD.	DESCRIZIONE / DESCRIPTION		
03.3123507562	**REGGITUBO IN FAGGIO LATERALE C/BUSSOLA** / *BEECH SIDE PIPE SUPPORT W/SOCKET*	24 PZ	100 PZ

ART. - ITEM
03.3124

Reggitubo in legno
Wooden support

Reggitubo in faggio con bussola M6.
Beech pipe support with M6 socket.

DATI TECNICI/TECHNICAL DATA mm

Ø	50
H	75



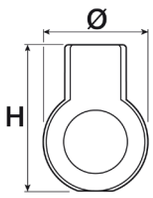

COD.	DESCRIZIONE / DESCRIPTION		
03.3124507562	**REGGITUBO IN FAGGIO CENTRALE C/BUSSOLA** / *BEECH CENTRAL PIPE SUPPORT W/SOCKET*	24 PZ	50 PZ

ART. - ITEM
03.3125

Palo in legno
Wooden pole

Palo rotondo in legno.
Wooden round pole.

DATI TECNICI/TECHNICAL DATA mm

Ø	28	28	28	28	28	28	28	28
H	1400	1500	3000	1300	1200	1000	1100	900





COD.	DESCRIZIONE / DESCRIPTION		
03.3125090072	**PALETTO PER ARMADIO L.90 Ø28 AJOUS** / *AJOUS POLE Ø28 L. CM.90*	1 PZ	20 PZ
03.3125100072	**PALETTO PER ARMADIO L.100 Ø28 AJOUS** / *AJOUS POLE Ø28 L. CM.100*	1 PZ	20 PZ
03.3125110072	**PALETTO PER ARMADIO L.110 Ø28 AJOUS** / *AJOUS POLE Ø28 L. CM.110*	1 PZ	20 PZ
03.3125120072	**PALETTO PER ARMADIO L.120 Ø28 AJOUS** / *AJOUS POLE Ø28 L. CM.120*	1 PZ	20 PZ
03.3125130072	**PALETTO PER ARMADIO L.130 Ø28 AJOUS** / *AJOUS POLE Ø28 L. CM.130*	1 PZ	20 PZ
03.3125140068	**PALETTO PER ARMADIO L.140 Ø28 AJOUS** / *AJOUS POLE Ø28 L. CM.140*	1 PZ	20 PZ
03.3125150068	**PALETTO PER ARMADIO L.150 Ø28 AJOUS** / *AJOUS POLE Ø28 L. CM.150*	1 PZ	20 PZ
03.3125300066	**PALETTO PER ARMADIO L.300 Ø28 TOULIPIER** / *TULIPWOOD POLE Ø28 L. CM.300*	1 PZ	20 PZ

ART. - ITEM
03.3126

Palo in legno
Wooden pole

Palo ovale in legno.
Wooden oval pole.

DATI TECNICI/TECHNICAL DATA mm

H	3000
H1	34
L	28



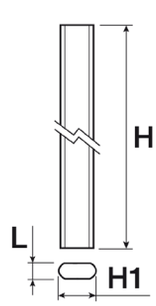

COD.	DESCRIZIONE / DESCRIPTION		
03.3126000066	**PALETTO PER ARMADIO OVALE L.300 TOULIP.** / *TULIPWOOD OVAL POLE L.300*	1 PZ	10 PZ

ART. - ITEM
03.3140

Scaletta in legno
Wooden shelf support

Scaletta reggiripiano in legno.
Wooden shelf support.

DATI TECNICI/TECHNICAL DATA mm	
L	20
L1	12
P	41



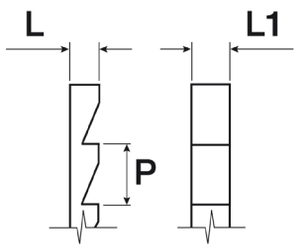

COD.	DESCRIZIONE / DESCRIPTION	
03.3140201266	**SCALETTA LEGNO 20X12 TOULIPIER** / *WOODEN SHELF SUPPORT 20X12 TOULIPIER*	1 PZ
03.3140201272	**SCALETTA LEGNO 20X12 AYOUS** / *WOODEN SHELF SUPPORT 20X12 AYOUS*	1 PZ

ART. - ITEM
03.3142

Scaletta in legno
Wooden shelf support

Scaletta reggiripiano in legno.
Wooden shelf support.

DATI TECNICI/TECHNICAL DATA mm		
L	25	25
L1	11	11
P	130	105



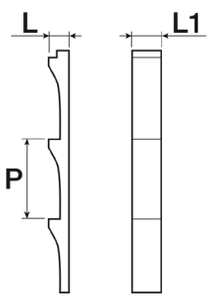

COD.	DESCRIZIONE / DESCRIPTION	
03.3142001066	**SCALETTA LEGNO 25X11 PASSO LUNGO CM.10,5** / *WOODEN SHELF SUPPORT 25X11 PITCH 105MM.*	1 PZ
03.3142001366	**SCALETTA LEGNO 25X11 PASSO LUNGO CM.13** / *WOODEN SHELF SUPPORT 25X11 PITCH 130MM.*	1 PZ

ART. - ITEM
03.3144

Listello ferma vetro
Wooden moulding glass stop

Listello ferma vetro.
Wooden moulding glass stop.

DATI TECNICI/TECHNICAL DATA mm	
H	8
L	8

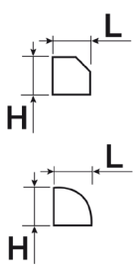

COD.	DESCRIZIONE / DESCRIPTION	
03.3144R00866	**LISTELLO 8X8 IN TOULIPIER RAGGIATO** / *WOODEN MOULDING 8X8 TULIPWOOD RADIAL*	100 ML
03.3144S00866	**LISTELLO 8X8 IN TOULIPIER SMUSSATO** / *WOODEN MOULDING 8X8 TULIPWOOD ROUNDED*	100 ML

ART. - ITEM
03.3136

Grigliato in legno
Wooden lattice

Grigliato in legno.
Wooden lattice.

DATI TECNICI/TECHNICAL DATA mm			
H	1000	1000	1000
L	2500	2000	1300



COD.	DESCRIZIONE / DESCRIPTION	
03.3136000666	**GRIGLIA IN LEGNO 1000X1300 SOVRAP.SP.6** */ OVERL.LATTICE 100X130 HOLE 2X2 TH.6MM.*	1 PZ
03.3136101366	**GRIGLIA IN LEGNO 1000X1300 SOVRAP.SP.14** */ OVERL.LATTICE 100X130 HOLE 2X2 TH.14 MM.*	1 PZ
03.3136102066	**GRIGLIA IN LEGNO 1000X2000 SOVRAP.SP.14** */ OVERL.LATTICE 100X200 HOLE 2X2 TH.14 MM.*	1 PZ
03.3136200666	**GRIGLIA IN LEGNO 1000X2000 SOVRAP.SP.6** */ OVERL.LATTICE 100X200 HOLE 2X2 TH.6MM.*	1 PZ
03.3136I01574	**GRIGLIA PARI DA 1000X2500 PASSO 15** */ LATTICE 100X250 HOLE 1,5*	1 PZ
03.3136I02074	**GRIGLIA PARI DA 1000X2500 PASSO 20** */ LATTICE 100X250 HOLE 2,0*	1 PZ
03.3136I03074	**GRIGLIA PARI DA 1000X2500 PASSO 30** */ LATTICE 100X250 HOLE 3,0*	1 PZ

ART. - ITEM
03.621

Griglia in legno
Wooden grid

Griglia in legno.
Wooden grid.

DATI TECNICI/TECHNICAL DATA mm		
H	60	78
H1	53	71



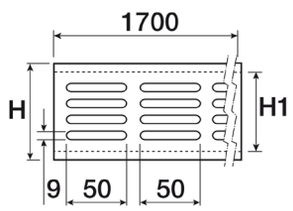

COD.	DESCRIZIONE / DESCRIPTION	
621 01	**GRIGLIA IN FRASSINO LARGA CM.7,8** */ ASH GRID 9CM.*	1 PZ
621 01/6	**GRIGLIA IN FRASSINO LARGA CM.6** */ ASH GRID 6CM.*	1 PZ

ART. - ITEM
03.510

Griglia in legno
Wooden grid

Griglia in legno ad incasso.
Wooden recessed grid.

DATI TECNICI/TECHNICAL DATA mm	
H	60
L	400



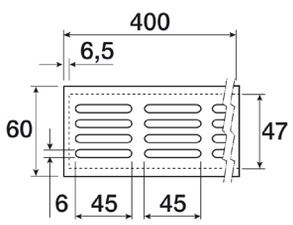

COD.	DESCRIZIONE / DESCRIPTION	
510 400X60	**GRIGLIA IN LEGNO 400X60** */ WOODEN GRID 400X60*	1 PZ

ART. - ITEM
03.FLGES

Griglia di ventilazione
Ventilation grid

Griglia di ventilazione in legno, quadrata ad incasso.
Square recessed wooden ventilation grid.



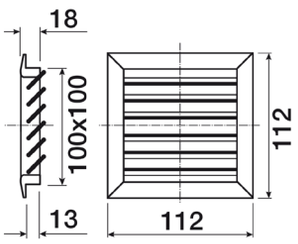

COD.	DESCRIZIONE / DESCRIPTION	
03.FLGES1000F	**GRIGLIA LEGNO 112X112 FAGGIO** / *BEECH GRID 112X112*	1 PZ

ART. - ITEM
03.FLGRS

Griglia di ventilazione
Ventilation grid

Griglia di ventilazione in legno, tonda ad incasso.
Round recessed wooden ventilation grid.



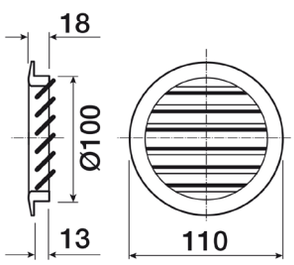

COD.	DESCRIZIONE / DESCRIPTION	
03.FLGRS1000F	**GRIGLIA LEGNO Ø110 FAGGIO** / *BEECH GRID Ø110*	1 PZ

ART. - ITEM
03.340005N

Listello intarsiato
Inlaid strip

Listello intarsiato.
Inlaid strip.

DATI TECNICI/TECHNICAL DATA mm	
H	10
↔	Mt.1
⇕	20/10



COD.	DESCRIZIONE / DESCRIPTION		
03.340005N000	**LISTELLO LEGNO ART. 5/N** / *WOODEN STRIP ART.5/N*	10 PZ	50 PZ

ART. - ITEM
03.340010

Listello intarsiato
Inlaid strip

Listello intarsiato.
Inlaid strip.

DATI TECNICI/TECHNICAL DATA mm	
H	10
↔	Mt.1
⇕	20/10



COD.	DESCRIZIONE / DESCRIPTION		
03.3400100000	**LISTELLO LEGNO ART.10** / *WOODEN STRIP ART.10*	10 PZ	50 PZ

ART. - ITEM
03.340018N

Listello intarsiato
Inlaid strip

Listello intarsiato.
Inlaid strip.

DATI TECNICI/TECHNICAL DATA mm	
H	10
↔	Mt.1
⇕	20/10



COD.	DESCRIZIONE / DESCRIPTION		
03.340018N000	**LISTELLO LEGNO ART.18/N** / *WOODEN STRIP ART.18/N*	10 PZ	50 PZ

ART. - ITEM
03.340021N

Listello intarsiato
Inlaid strip

Listello intarsiato.
Inlaid strip.

DATI TECNICI/TECHNICAL DATA mm		
H	8	10
↔	Mt.1	Mt.1
⇕	20/10	20/10



COD.	DESCRIZIONE / DESCRIPTION		
03.340021N000	**LISTELLO LEGNO ART.21/N MM.8** / *WOODEN STRIP ART.21/N*	10 PZ	100 PZ
03.340021N100	**LISTELLO LEGNO ART.21/N MM.10** / *WOODEN STRIP ART.21/N MM.10*	10 PZ	50 PZ

ART. - ITEM
03.340022

Listello intarsiato
Inlaid strip

Listello intarsiato.
Inlaid strip.

DATI TECNICI/TECHNICAL DATA mm	
H	7
↔	Mt.1
⇕	20/10



COD.	DESCRIZIONE / DESCRIPTION		
03.3400220000	**LISTELLO LEGNO ART.22** / *WOODEN STRIP ART.22*	10 PZ	100 PZ

ART. - ITEM
03.340031

Listello intarsiato
Inlaid strip

Listello intarsiato.
Inlaid strip.

DATI TECNICI/TECHNICAL DATA mm	
H	8
↔	Mt.1
⇕	20/10



COD.	DESCRIZIONE / DESCRIPTION		
03.3400310000	**LISTELLO LEGNO ART.31** / *WOODEN STRIP ART.31*	10 PZ	100 PZ

ART. - ITEM
03.340031N

Listello intarsiato
Inlaid strip

Listello intarsiato.
Inlaid strip.

DATI TECNICI/TECHNICAL DATA mm	
H	10
↔	Mt.1
⇕	20/10



COD.	DESCRIZIONE / DESCRIPTION		
03.340031N000	**LISTELLO LEGNO ART.31 N** / *WOODEN STRIP ART. 31N*	10 PZ	50 PZ

ART. - ITEM
03.340032RC

Listello intarsiato
Inlaid strip

Listello intarsiato.
Inlaid strip.

DATI TECNICI/TECHNICAL DATA mm	
H	10
↔	Mt.1
⇕	20/10



COD.	DESCRIZIONE / DESCRIPTION		
03.340032RC00	**LISTELLO LEGNO ART.32RC** / *WOODEN STRIP ART.32RC*	10 PZ	50 PZ

ART. - ITEM
03.340033RC

Listello intarsiato
Inlaid strip

Listello intarsiato.
Inlaid strip.

DATI TECNICI/TECHNICAL DATA mm	
H	10
↔	Mt.1
⇕	20/10



COD.	DESCRIZIONE / DESCRIPTION		
03.340033RC00	**LISTELLO LEGNO ART.33RC** / *WOODEN STRIP ART.33RC*	10 PZ	50 PZ

ART. - ITEM
03.340034N

Listello intarsiato
Inlaid strip

Listello intarsiato.
Inlaid strip.

DATI TECNICI/TECHNICAL DATA mm	
H	13
↔	Mt.1
⇕	20/10



COD.	DESCRIZIONE / DESCRIPTION		
03.340034N000	**LISTELLO LEGNO ART.34N** / *WOODEN STRIP ART.34/N*	10 PZ	50 PZ

ART. - ITEM
03.340037RC

Listello intarsiato
Inlaid strip

Listello intarsiato.
Inlaid strip.

DATI TECNICI/TECHNICAL DATA mm	
H	7
↔	Mt.1
⇕	20/10



COD.	DESCRIZIONE / DESCRIPTION		
03.340037RC00	**LISTELLO LEGNO ART.37RC** / *WOODEN STRIP ART.37RC*	10 PZ	50 PZ

ART. - ITEM
03.340040N

Listello intarsiato
Inlaid strip

Listello intarsiato.
Inlaid strip.

DATI TECNICI/TECHNICAL DATA mm	
H	13
↔	Mt.1
⇕	20/10



COD.	DESCRIZIONE / DESCRIPTION		
03.340040N000	**LISTELLO LEGNO ART.40/N** / *WOODEN STRIP ART.40/N*	10 PZ	50 PZ

ART. - ITEM
03.340041

Listello intarsiato
Inlaid strip

Listello intarsiato.
Inlaid strip.

DATI TECNICI/TECHNICAL DATA mm	
H	6
←→	Mt.1
⇞⇟	20/10



COD.	DESCRIZIONE / DESCRIPTION		
03.3400410000	**LISTELLO LEGNO ART.41** / *WOODEN STRIP ART.41*	10 PZ	100 PZ

ART. - ITEM
03.340042N

Listello intarsiato
Inlaid strip

Listello intarsiato.
Inlaid strip.

DATI TECNICI/TECHNICAL DATA mm	
H	15
←→	Mt.1
⇞⇟	20/10



COD.	DESCRIZIONE / DESCRIPTION		
03.340042N000	**LISTELLO LEGNO ART.42/N** / *WOODEN STRIP ART.42/N*	10 PZ	50 PZ

ART. - ITEM
03.340069

Listello intarsiato
Inlaid strip

Listello intarsiato.
Inlaid strip.

DATI TECNICI/TECHNICAL DATA mm	
H	13
←→	Mt.1
⇞⇟	20/10



COD.	DESCRIZIONE / DESCRIPTION		
03.3400690000	**LISTELLO LEGNO ART.69** / *WOODEN STRIP ART.69*	10 PZ	50 PZ

ART. - ITEM
03.340069N

Listello intarsiato
Inlaid strip

Listello intarsiato.
Inlaid strip.

DATI TECNICI/TECHNICAL DATA mm	
H	10
↔	Mt.1
⇞	20/10



COD.	DESCRIZIONE / DESCRIPTION		
03.340069N000	**LISTELLO LEGNO ART.69/N** / *WOODEN STRIP ART.69/N*	10 PZ	50 PZ

ART. - ITEM
03.340073N

Listello intarsiato
Inlaid strip

Listello intarsiato.
Inlaid strip.

DATI TECNICI/TECHNICAL DATA mm	
H	7
↔	Mt.1
⇞	20/10



COD.	DESCRIZIONE / DESCRIPTION		
03.340073N000	**LISTELLO LEGNO ART.73/N** / *WOODEN STRIP ART.73/N*	10 PZ	100 PZ

ART. - ITEM
03.340079N

Listello intarsiato
Inlaid strip

Listello intarsiato.
Inlaid strip.

DATI TECNICI/TECHNICAL DATA mm	
H	20
↔	Mt.1
⇞	20/10



COD.	DESCRIZIONE / DESCRIPTION		
03.340079N000	**LISTELLO LEGNO ART.79/N** / *WOODEN STRIP ART.79/N*	10 PZ	50 PZ

ART. - ITEM
03.340081N

Listello intarsiato
Inlaid strip

Listello intarsiato.
Inlaid strip.

DATI TECNICI/TECHNICAL DATA mm	
H	37
↔	Mt.1
⇕	20/10



COD.	DESCRIZIONE / DESCRIPTION		
03.340081N000	**LISTELLO LEGNO ART.81/N** / *WOODEN STRIP ART.81/N*	10 PZ	50 PZ

ART. - ITEM
03.340082N

Listello intarsiato
Inlaid strip

Listello intarsiato.
Inlaid strip.

DATI TECNICI/TECHNICAL DATA mm	
H	8
↔	Mt.1
⇕	20/10



COD.	DESCRIZIONE / DESCRIPTION		
03.340082N000	**LISTELLO LEGNO ART.82/N** / *WOODEN STRIP ART.82/N*	10 PZ	50 PZ

ART. - ITEM
03.340083N

Listello intarsiato
Inlaid strip

Listello intarsiato.
Inlaid strip.

DATI TECNICI/TECHNICAL DATA mm	
H	5
↔	Mt.1
⇕	20/10



COD.	DESCRIZIONE / DESCRIPTION		
03.340083N000	**LISTELLO LEGNO ART.83/N** / *WOODEN STRIP ART. 83N*	10 PZ	100 PZ

ART. - ITEM
03.340092N

Listello intarsiato
Inlaid strip

Listello intarsiato.
Inlaid strip.

DATI TECNICI/TECHNICAL DATA mm	
H	5
↔	Mt.1
⇳	20/10



COD.	DESCRIZIONE / DESCRIPTION		
03.340092N000	**LISTELLO LEGNO ART.92/N** / *WOODEN STRIP ART.92/N*	10 PZ	100 PZ

ART. - ITEM
03.3400116N

Listello intarsiato
Inlaid strip

Listello intarsiato.
Inlaid strip.

DATI TECNICI/TECHNICAL DATA mm	
H	24
↔	Mt.1
⇳	20/10



COD.	DESCRIZIONE / DESCRIPTION		
03.3400116N00	**LISTELLO LEGNO ART.116/N** / *WOODEN STRIP ART.116/N*	10 PZ	50 PZ

ART. - ITEM
03.3170

Bocchetta in legno
Wooden key plate

Bocchetta in faggio da applicare.
Beech key plate.

DATI TECNICI/TECHNICAL DATA mm	
Ø	34



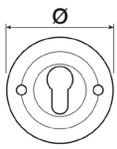

COD.	DESCRIZIONE / DESCRIPTION	
03.3170003462	**BOCCHETTA ART.16131 IN FAGGIO CON FORI** / *BEECH KEY PLATE ART.16131 W/HOLES*	24 PZ

ART. - ITEM
03.3173

Bocchetta in legno
Wooden key plate

Bocchetta in noce da incasso.
Walnut recessed key plate.

DATI TECNICI/TECHNICAL DATA mm	
Ø	40
Ø1	30





COD.	DESCRIZIONE / DESCRIPTION	
03.3173003073	**BOCCHETTA ART.338 DIAM.EST.40 IN NOCE** / *WALNUT RECESSED KEY PLATE Ø40*	24 PZ

ART. - ITEM
03.547

Bocchetta in legno
Wooden key plate

Bocchetta in noce da incasso.
Walnut recessed key plate.

DATI TECNICI/TECHNICAL DATA mm	
Ø	30
Ø1	25





COD.	DESCRIZIONE / DESCRIPTION	
547 01	**BOCCHETTA DIAM.EST.30 AD INCASSO NOCE** / *WALNUT RECESSED KEY PLATE Ø30*	24 PZ

ART. - ITEM
03.3109

Maniglia in legno da incasso
Recessed wooden handle

Maniglia in faggio da incasso.
Recessed beech handle.

DATI TECNICI/TECHNICAL DATA mm	
H	43
H1	36
L	96
L1	88



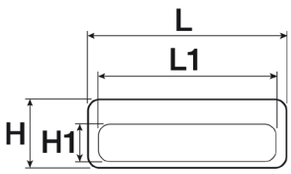

COD.	DESCRIZIONE / DESCRIPTION	
03.3109000000	**MANIGLIA IN FAGGIO DA INCASSO ART.09** / *RECESSED WOODEN HANDLE ART.09*	24 PZ

ART. - ITEM
03.3118

Maniglia in legno da incasso
Recessed wooden handle

Maniglia in faggio da incasso.
Recessed beech handle.

DATI TECNICI/TECHNICAL DATA mm	
H	52
H1	44
L	112
L1	105



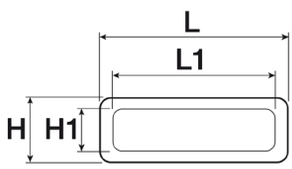

COD.	DESCRIZIONE / DESCRIPTION	
03.3118000062	**MANIGLIA IN FAGGIO DA INCASSO ART.118** / *RECESSED WOODEN HANDLE ART.118*	24 PZ

ART. - ITEM
03.3153

Maniglia in legno da incasso
Recessed wooden handle

Maniglia in faggio da incasso.
Recessed beech handle.

DATI TECNICI/TECHNICAL DATA mm	
H	46
H1	40
L	112
L1	105



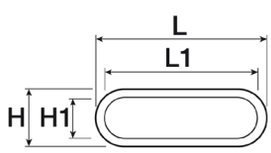

COD.	DESCRIZIONE / DESCRIPTION	
03.3153000000	**MANIGLIA IN FAGGIO DA INCASSO ART.153** / *RECESSED BEECH HANDLE ART.153*	24 PZ

ART. - ITEM
03.3156

Maniglia in legno da incasso
Recessed wooden handle

Maniglia in faggio da incasso.
Recessed beech handle.

DATI TECNICI/TECHNICAL DATA mm	
Ø	40
Ø1	35



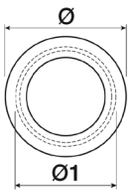

COD.	DESCRIZIONE / DESCRIPTION	
03.3156003562	**MANIGLIA IN FAGGIO DA INCASSO Ø35** / *RECESSED BEECH HANDLE Ø35*	24 PZ

ART. - ITEM
03.4017

Fregio
Decoration

Fregio in pasta di legno.
Wooden decoration.

DATI TECNICI/TECHNICAL DATA mm	
H	90
L	205



COD.	DESCRIZIONE / DESCRIPTION	
03.4017000000	**FREGIO PASTA LEGNO ART.17** / *WOODEN DECORATION ART.17*	10 PZ

ART. - ITEM
03.4025

Fregio
Decoration

Fregio in pasta di legno.
Wooden decoration.

DATI TECNICI/TECHNICAL DATA mm	
H	130
L	220



COD.	DESCRIZIONE / DESCRIPTION	
03.4025000000	**FREGIO PASTA LEGNO ART.25** / *WOODEN DECORATION ART.25*	10 PZ

ART. - ITEM
03.4038

Fregio
Decoration

Fregio in pasta di legno.
Wooden decoration.

DATI TECNICI/TECHNICAL DATA mm	
H	100
L	48



COD.	DESCRIZIONE / DESCRIPTION	
03.4038000000	**FREGIO PASTA LEGNO ART.38** / *WOODEN DECORATION ART.38*	24 PZ

ART. - ITEM
03.4039

Fregio
Decoration

Fregio in pasta di legno.
Wooden decoration.

DATI TECNICI/TECHNICAL DATA mm	
H	160
L	86



COD.	DESCRIZIONE / DESCRIPTION	
03.4039000000	**FREGIO PASTA LEGNO ART.39** / *WOODEN DECORATION ART.39*	12 PZ

ART. - ITEM
03.4045

Fregio
Decoration

Fregio in pasta di legno.
Wooden decoration.

DATI TECNICI/TECHNICAL DATA mm	
H	60
L	97



COD.	DESCRIZIONE / DESCRIPTION	
03.4045000000	**FREGIO PASTA LEGNO ART.45** / *WOODEN DECORATION ART.45*	50 PZ

ART. - ITEM
03.4080

Fregio
Decoration

Fregio in pasta di legno.
Wooden decoration.

DATI TECNICI/TECHNICAL DATA mm	
H	272
L	180



COD.	DESCRIZIONE / DESCRIPTION	
03.4080000000	**FREGIO PASTA LEGNO ART.80** / *WOODEN DECORATION ART.80*	10 PZ

ART. - ITEM
03.4091

Fregio
Decoration

Fregio in pasta di legno.
Wooden decoration.

DATI TECNICI/TECHNICAL DATA mm	
H	100
L	328



COD.	DESCRIZIONE / DESCRIPTION	
03.4091000000	**FREGIO PASTA LEGNO ART.91** / *WOODEN DECORATION ART.91*	10 PZ

ART. - ITEM
03.4094

Fregio
Decoration

Fregio in pasta di legno.
Wooden decoration.

DATI TECNICI/TECHNICAL DATA mm	
H	192
L	120



COD.	DESCRIZIONE / DESCRIPTION	
03.4094000000	**FREGIO PASTA LEGNO ART.94** / *WOODEN DECORATION ART.94*	10 PZ

ART. - ITEM
03.4109

Fregio
Decoration

Fregio in pasta di legno.
Wooden decoration.

DATI TECNICI/TECHNICAL DATA mm	
H	127
L	390



COD.	DESCRIZIONE / DESCRIPTION	
03.4109L00000	**FREGIO PASTA LEGNO ART.109L** / *WOODEN DECORATION ART.109L*	10 PZ

ART. - ITEM
03.4121

Fregio
Decoration

Fregio in pasta di legno.
Wooden decoration.

DATI TECNICI/TECHNICAL DATA mm	
H	130
L	230



COD.	DESCRIZIONE / DESCRIPTION	
03.4121000000	**FREGIO PASTA LEGNO ART.121** / *WOODEN DECORATION ART.121*	10 PZ

ART. - ITEM
03.4122

Fregio
Decoration

Fregio in pasta di legno.
Wooden decoration.

DATI TECNICI/TECHNICAL DATA mm	
H	183
L	75



COD.	DESCRIZIONE / DESCRIPTION	
03.4122000000	**FREGIO PASTA LEGNO ART.122** / *WOODEN DECORATION ART.122*	24 PZ

ART. - ITEM
03.4123

Fregio
Decoration

Fregio in pasta di legno.
Wooden decoration.

DATI TECNICI/TECHNICAL DATA mm	
H	60
L	70



COD.	DESCRIZIONE / DESCRIPTION	
03.4123000000	**FREGIO PASTA LEGNO ART.123** / *WOODEN DECORATION ART.123*	24 PZ

ART. - ITEM
03.4132

Fregio
Decoration

Fregio in pasta di legno.
Wooden decoration.

DATI TECNICI/TECHNICAL DATA mm	
H	50
L	134



COD.	DESCRIZIONE / DESCRIPTION	
03.4132000000	**FREGIO PASTA LEGNO ART.132** / *WOODEN DECORATION ART.132*	24 PZ

ART. - ITEM
03.4142

Fregio
Decoration

Fregio in pasta di legno.
Wooden decoration.

DATI TECNICI/TECHNICAL DATA mm	
H	160
L	155



COD.	DESCRIZIONE / DESCRIPTION	
03.4142000000	**FREGIO PASTA LEGNO ART.142** / *WOODEN DECORATION ART.142*	10 PZ

ART. - ITEM
03.4145T

Fregio
Decoration

Fregio in pasta di legno.
Wooden decoration.

DATI TECNICI/TECHNICAL DATA mm	
Ø	108



COD.	DESCRIZIONE / DESCRIPTION	
03.4145T00000	**FREGIO PASTA LEGNO ART.145/T** / *WOODEN DECORATION ART.145/T*	10 PZ

ART. - ITEM
03.4149

Fregio
Decoration

Fregio in resina.
Resin decoration.

DATI TECNICI/TECHNICAL DATA mm	
H	50
L	53



COD.	DESCRIZIONE / DESCRIPTION	
03.4149000000	**FREGIO IN RESINA ART.149** / *RESIN DECORATION ART.149*	24 PZ

ART. - ITEM
03.4155

Fregio
Decoration

Fregio in pasta di legno.
Wooden decoration.

DATI TECNICI/TECHNICAL DATA mm	
H	160
L	280



COD.	DESCRIZIONE / DESCRIPTION	
03.4155000000	**FREGIO PASTA LEGNO ART.155** / *WOODEN DECORATION ART.155*	5 PZ

ART. - ITEM
03.4157

Fregio
Decoration

Fregio in pasta di legno.
Wooden decoration.

DATI TECNICI/TECHNICAL DATA mm	
H	137
L	375



COD.	DESCRIZIONE / DESCRIPTION	
03.4157000000	**FREGIO PASTA LEGNO ART.157** / *WOODEN DECORATION ART.157*	5 PZ

ART. - ITEM
03.4316

Fregio
Decoration

Fregio in pasta di legno.
Wooden decoration.

DATI TECNICI/TECHNICAL DATA mm	
H	100
L	325



COD.	DESCRIZIONE / DESCRIPTION	
03.4316000000	**FREGIO PASTA LEGNO ART.316** / *WOODEN DECORATION ART.316*	10 PZ

ART. - ITEM
03.4346

Fregio
Decoration

Fregio in pasta di legno.
Wooden decoration.

DATI TECNICI/TECHNICAL DATA mm	
H	315
L	185



COD.	DESCRIZIONE / DESCRIPTION	
03.4346000000	**FREGIO PASTA LEGNO ART.346** / *WOODEN DECORATION ART.346*	5 PZ

ART. - ITEM
03.4413

Fregio
Decoration

Fregio in pasta di legno.
Wooden decoration.

DATI TECNICI/TECHNICAL DATA mm	
H	165
L	32



COD.	DESCRIZIONE / DESCRIPTION	
03.4413000000	**FREGIO PASTA LEGNO ART.413** / *WOODEN DECORATION ART.413*	24 PZ

ART. - ITEM
03.4414

Fregio
Decoration

Fregio in pasta di legno.
Wooden decoration.

DATI TECNICI/TECHNICAL DATA mm	
H	200
L	49



COD.	DESCRIZIONE / DESCRIPTION	
03.4414000000	**FREGIO PASTA LEGNO ART.414** / *WOODEN DECORATION ART.414*	24 PZ

ART. - ITEM
03.4415

Fregio
Decoration

Fregio in pasta di legno.
Wooden decoration.

DATI TECNICI/TECHNICAL DATA mm	
H	53
L	100



COD.	DESCRIZIONE / DESCRIPTION	
03.4415000000	**FREGIO PASTA LEGNO ART.415** / *WOODEN DECORATION ART.415*	24 PZ

ART. - ITEM
03.4417

Fregio
Decoration

Fregio in pasta di legno.
Wooden decoration.

DATI TECNICI/TECHNICAL DATA mm	
H	44
L	53



COD.	DESCRIZIONE / DESCRIPTION	
03.4417000000	**FREGIO PASTA LEGNO ART.417** / *WOODEN DECORATION ART.417*	24 PZ

ART. - ITEM
03.4418

Fregio
Decoration

Fregio in pasta di legno.
Wooden decoration.

DATI TECNICI/TECHNICAL DATA mm	
H	21
L	98



COD.	DESCRIZIONE / DESCRIPTION	
03.4418000000	**FREGIO PASTA LEGNO ART.418** / *WOODEN DECORATION ART.418*	24 PZ

ART. - ITEM
03.4419

Fregio
Decoration

Fregio in pasta di legno.
Wooden decoration.

DATI TECNICI/TECHNICAL DATA mm	
H	80
L	147



COD.	DESCRIZIONE / DESCRIPTION	
03.4419000000	**FREGIO PASTA LEGNO ART.419** / *WOODEN DECORATION ART.419*	24 PZ

ART. - ITEM
03.4420

Fregio
Decoration

Fregio in pasta di legno.
Wooden decoration.

DATI TECNICI/TECHNICAL DATA mm	
H	130
L	280



COD.	DESCRIZIONE / DESCRIPTION	
03.4420000000	**FREGIO PASTA LEGNO ART.420** / *WOODEN DECORATION ART.420*	12 PZ

ART. - ITEM
03.4421

Fregio
Decoration

Fregio in pasta di legno.
Wooden decoration.

DATI TECNICI/TECHNICAL DATA mm	
H	116
L	217



COD.	DESCRIZIONE / DESCRIPTION	
03.4421000000	**FREGIO PASTA LEGNO ART.421** / *WOODEN DECORATION ART. 421*	12 PZ

ART. - ITEM
03.4422

Fregio
Decoration

Fregio in pasta di legno.
Wooden decoration.

DATI TECNICI/TECHNICAL DATA mm	
H	66
L	28



COD.	DESCRIZIONE / DESCRIPTION	
03.4422000000	**FREGIO PASTA LEGNO ART.422** / *WOODEN DECORATION ART.422*	24 PZ

ART. - ITEM
03.4423

Fregio
Decoration

Fregio in pasta di legno.
Wooden decoration.

DATI TECNICI/TECHNICAL DATA mm	
H	105
L	58



COD.	DESCRIZIONE / DESCRIPTION	
03.4423000000	**FREGIO PASTA LEGNO ART.423** / *WOODEN DECORATION ART.423*	24 PZ

ART. - ITEM
03.4424

Fregio
Decoration

Fregio in pasta di legno.
Wooden decoration.

DATI TECNICI/TECHNICAL DATA mm	
H	82
L	200



COD.	DESCRIZIONE / DESCRIPTION	
03.4424000000	**FREGIO PASTA LEGNO ART.424** / *WOODEN DECORATION ART.424*	24 PZ

ART. - ITEM
03.4425

Fregio
Decoration

Fregio in pasta di legno.
Wooden decoration.

DATI TECNICI/TECHNICAL DATA mm	
Ø	48



COD.	DESCRIZIONE / DESCRIPTION	
03.4425000000	**FREGIO PASTA LEGNO ART.425** / *WOODEN DECORATION ART.425*	24 PZ

ART. - ITEM
03.4426

Fregio
Decoration

Fregio in pasta di legno.
Wooden decoration.

DATI TECNICI/TECHNICAL DATA mm	
H	178
L	38



COD.	DESCRIZIONE / DESCRIPTION	
03.4426000000	**FREGIO PASTA LEGNO ART.426** / *WOODEN DECORATION ART.426*	24 PZ

ART. - ITEM
03.4428

Fregio
Decoration

Fregio in pasta di legno.
Wooden decoration.

DATI TECNICI/TECHNICAL DATA mm	
H	128
L	30



COD.	DESCRIZIONE / DESCRIPTION	
03.4428000000	**FREGIO PASTA LEGNO ART.428** / *WOODEN DECORATION ART.428*	24 PZ

ART. - ITEM
03.4503

Fregio
Decoration

Fregio in pasta di legno.
Wooden decoration.

DATI TECNICI/TECHNICAL DATA mm	
H	165
L	388



COD.	DESCRIZIONE / DESCRIPTION	
03.4503000000	**FREGIO PASTA LEGNO ART.503** / *WOODEN DECORATION ART.503*	5 PZ

ART. - ITEM
03.4511

Fregio
Decoration

Fregio in pasta di legno.
Wooden decoration.

DATI TECNICI/TECHNICAL DATA mm	
H	260
L	700



COD.	DESCRIZIONE / DESCRIPTION	
03.4511000000	**FREGIO PASTA LEGNO ART.511** / *WOODEN DECORATION ART.511*	1 PZ

ART. - ITEM
03.4512

Fregio
Decoration

Fregio in pasta di legno.
Wooden decoration.

DATI TECNICI/TECHNICAL DATA mm	
H	345
L	50



COD.	DESCRIZIONE / DESCRIPTION	
03.4512000000	**FREGIO PASTA LEGNO ART.512** / *WOODEN DECORATION ART.512*	12 PZ

ART. - ITEM
03.4513

Fregio
Decoration

Fregio in pasta di legno.
Wooden decoration.

DATI TECNICI/TECHNICAL DATA mm	
H	55
L	110



COD.	DESCRIZIONE / DESCRIPTION	
03.4513000000	**FREGIO PASTA LEGNO ART.513** / *WOODEN DECORATION ART.513*	24 PZ

ART. - ITEM
03.4514

Fregio
Decoration

Fregio in pasta di legno.
Wooden decoration.

DATI TECNICI/TECHNICAL DATA mm	
H	70
L	75



COD.	DESCRIZIONE / DESCRIPTION	
03.4514000000	**FREGIO PASTA LEGNO ART.514** / *WOODEN DECORATION ART.514*	24 PZ

ART. - ITEM
03.4515

Fregio
Decoration

Fregio in pasta di legno.
Wooden decoration.

DATI TECNICI/TECHNICAL DATA mm	
H	55
L	55



COD.	DESCRIZIONE / DESCRIPTION	
03.4515000000	**FREGIO PASTA LEGNO ART.515** / *WOODEN DECORATION ART.515*	24 PZ

ART. - ITEM
03.4516M

Fregio
Decoration

Fregio in resina.
Resin decoration.

DATI TECNICI/TECHNICAL DATA mm	
H	158
L	55



COD.	DESCRIZIONE / DESCRIPTION	
03.4516M00000	**FREGIO IN RESINA ART.516M** / *RESIN DECORATION ART.516M*	12 PZ

ART. - ITEM
03.4517

Fregio
Decoration

Fregio in pasta di legno.
Wooden decoration.

DATI TECNICI/TECHNICAL DATA mm	
H	42
L	60



COD.	DESCRIZIONE / DESCRIPTION	
03.4517000000	**FREGIO PASTA LEGNO ART.517** / *WOODEN DECORATION ART.517*	24 PZ

ART. - ITEM
03.4517M

Fregio
Decoration

Fregio in resina.
Resin decoration.

DATI TECNICI/TECHNICAL DATA mm	
H	205
L	40



COD.	DESCRIZIONE / DESCRIPTION	
03.4517M00000	**FREGIO IN RESINA ART.517M** / *RESIN DECORATION ART.517M*	24 PZ

ART. - ITEM
03.4518

Fregio
Decoration

Fregio in pasta di legno.
Wooden decoration.

DATI TECNICI/TECHNICAL DATA mm	
H	35
L	35



COD.	DESCRIZIONE / DESCRIPTION	
03.4518000000	**FREGIO PASTA LEGNO ART.518** / *WOODEN DECORATION ART.518*	24 PZ

ART. - ITEM
03.4519

Fregio
Decoration

Fregio in pasta di legno.
Wooden decoration.

DATI TECNICI/TECHNICAL DATA mm	
H	43
L	72



COD.	DESCRIZIONE / DESCRIPTION	
03.4519000000	**FREGIO PASTA LEGNO ART.519** / *WOODEN DECORATION ART.519*	24 PZ

ART. - ITEM
03.4520

Fregio
Decoration

Fregio in pasta di legno.
Wooden decoration.

DATI TECNICI/TECHNICAL DATA mm	
H	34
L	62



COD.	DESCRIZIONE / DESCRIPTION	
03.4520000000	**FREGIO PASTA LEGNO ART.520** / *WOODEN DECORATION ART.520*	24 PZ

ART. - ITEM
03.4521

Fregio
Decoration

Fregio in pasta di legno.
Wooden decoration.

DATI TECNICI/TECHNICAL DATA mm	
H	48
L	70



COD.	DESCRIZIONE / DESCRIPTION	
03.4521000000	**FREGIO PASTA LEGNO ART.521** / *WOODEN DECORATION ART.521*	24 PZ

ART. - ITEM
03.4525

Fregio
Decoration

Fregio in pasta di legno.
Wooden decoration.

DATI TECNICI/TECHNICAL DATA mm	
H	174
L	174



COD.	DESCRIZIONE / DESCRIPTION	
03.4525000000	**FREGIO PASTA LEGNO ART.525/M** / *WOODEN DECORATION ART.525/M*	12 PZ

ART. - ITEM
03.4536

Fregio
Decoration

Fregio in pasta di legno.
Wooden decoration.

DATI TECNICI/TECHNICAL DATA mm	
H	45
L	45



COD.	DESCRIZIONE / DESCRIPTION	
03.4536000000	**FREGIO PASTA LEGNO ART.536** / *WOODEN DECORATION ART.536*	24 PZ

ART. - ITEM
03.4543

Fregio
Decoration

Fregio in pasta di legno.
Wooden decoration.

DATI TECNICI/TECHNICAL DATA mm	
H	32
L	32



COD.	DESCRIZIONE / DESCRIPTION	
03.4543000000	**FREGIO PASTA LEGNO ART.543** / *WOODEN DECORATION ART.543*	24 PZ

ART. - ITEM
03.4546

Fregio
Decoration

Fregio in resina.
Resin decoration.

DATI TECNICI/TECHNICAL DATA mm	
H	100
L	60



COD.	DESCRIZIONE / DESCRIPTION	
03.4546000000	**FREGIO IN RESINA ART.546** / *RESIN DECORATION ART.546*	12 PZ

ART. - ITEM
03.4842

Fregio
Decoration

Fregio in pasta di legno.
Wooden decoration.

DATI TECNICI/TECHNICAL DATA mm	
Ø	62



COD.	DESCRIZIONE / DESCRIPTION	
03.4842000000	**FREGIO PASTA LEGNO ART.842 Ø60** / *WOODEN DECORATION ART.842 Ø60*	24 PZ

ART. - ITEM
03.4843

Fregio
Decoration

Fregio in pasta di legno.
Wooden decoration.

DATI TECNICI/TECHNICAL DATA mm	
Ø	38



COD.	DESCRIZIONE / DESCRIPTION	
03.4843000000	**FREGIO PASTA LEGNO ART.843 Ø38** / *WOODEN DECORATION ART.843 Ø38*	24 PZ

ART. - ITEM
03.4844

Fregio
Decoration

Fregio in pasta di legno.
Wooden decoration.

DATI TECNICI/TECHNICAL DATA mm	
Ø	28



COD.	DESCRIZIONE / DESCRIPTION	
03.4844000000	**FREGIO PASTA LEGNO ART.844 Ø28** / *WOODEN DECORATION ART.844 Ø30*	24 PZ

ART. - ITEM
03.4846

Fregio
Decoration

Fregio in pasta di legno.
Wooden decoration.

DATI TECNICI/TECHNICAL DATA mm	
H	162
L	105



COD.	DESCRIZIONE / DESCRIPTION	
03.4846000000	**FREGIO PASTA LEGNO ART.846** / *WOODEN DECORATION ART.846*	12 PZ

ART. - ITEM
03.4847

Fregio
Decoration

Fregio in pasta di legno.
Wooden decoration.

DATI TECNICI/TECHNICAL DATA mm	
H	140
L	560



COD.	DESCRIZIONE / DESCRIPTION	
03.4847000000	**FREGIO PASTA LEGNO ART.847** / *WOODEN DECORATION ART.847*	1 PZ

ART. - ITEM
03.4850

Fregio
Decoration

Fregio in pasta di legno.
Wooden decoration.

DATI TECNICI/TECHNICAL DATA mm	
H	91
L	154



COD.	DESCRIZIONE / DESCRIPTION	
03.4850000000	**FREGIO PASTA LEGNO ART.850** / *WOODEN DECORATION ART.850*	10 PZ

ART. - ITEM
03.4858

Fregio
Decoration

Fregio in pasta di legno.
Wooden decoration.

DATI TECNICI/TECHNICAL DATA mm	
H	108
L	114



COD.	DESCRIZIONE / DESCRIPTION	
03.4858000000	**FREGIO PASTA LEGNO ART.858** / *WOODEN DECORATION ART.858*	10 PZ

ART. - ITEM
03.4859

Fregio
Decoration

Fregio in pasta di legno.
Wooden decoration.

DATI TECNICI/TECHNICAL DATA mm	
H	84
L	82



COD.	DESCRIZIONE / DESCRIPTION	
03.4859000000	**FREGIO PASTA LEGNO ART.859** / *WOODEN DECORATION ART.859*	10 PZ

ART. - ITEM
03.4860

Fregio
Decoration

Fregio in pasta di legno.
Wooden decoration.

DATI TECNICI/TECHNICAL DATA mm	
H	92
L	35



COD.	DESCRIZIONE / DESCRIPTION	
03.4860D00000	**FREGIO PASTA LEGNO ART.860D** / *WOODEN DECORATION ART.860 RIGHT*	24 PZ
03.4860S00000	**FREGIO PASTA LEGNO ART.860S** / *WOODEN DECORATION ART.860 LEFT*	24 PZ

ART. - ITEM
03.4864

Fregio
Decoration

Fregio in pasta di legno.
Wooden decoration.

DATI TECNICI/TECHNICAL DATA mm	
Ø	55



COD.	DESCRIZIONE / DESCRIPTION	
03.4864000000	**FREGIO PASTA LEGNO ART.864 Ø54** / *WOODEN DECORATION ART.864 Ø54*	24 PZ

ART. - ITEM
03.4866

Fregio
Decoration

Fregio in pasta di legno.
Wooden decoration.

DATI TECNICI/TECHNICAL DATA mm	
H	100
L	70



COD.	DESCRIZIONE / DESCRIPTION	
03.4866000000	**FREGIO PASTA LEGNO ART.866** / *WOODEN DECORATION ART.866*	24 PZ

ART. - ITEM
03.4867

Fregio
Decoration

Fregio in pasta di legno.
Wooden decoration.

DATI TECNICI/TECHNICAL DATA mm	
H	110
L	43



COD.	DESCRIZIONE / DESCRIPTION	
03.4867000000	**FREGIO PASTA LEGNO ART.867** / *WOODEN DECORATION ART.867*	24 PZ

ART. - ITEM
03.4868

Fregio
Decoration

Fregio in pasta di legno.
Wooden decoration.

DATI TECNICI/TECHNICAL DATA mm	
H	85
L	60



COD.	DESCRIZIONE / DESCRIPTION	
03.4868000000	**FREGIO PASTA LEGNO ART.868** / *WOODEN DECORATION ART.868*	24 PZ

ART. - ITEM
03.4869

Fregio
Decoration

Fregio in pasta di legno.
Wooden decoration.

DATI TECNICI/TECHNICAL DATA mm	
H	58
L	73



COD.	DESCRIZIONE / DESCRIPTION	
03.4869000000	**FREGIO PASTA LEGNO ART.869** / *WOODEN DECORATION ART.869*	24 PZ

ART. - ITEM
03.4870

Fregio
Decoration

Fregio in pasta di legno.
Wooden decoration.

DATI TECNICI/TECHNICAL DATA mm	
H	165
L	40



COD.	DESCRIZIONE / DESCRIPTION	
03.4870000000	**FREGIO PASTA LEGNO ART.870** / *WOODEN DECORATION ART.870*	24 PZ

ART. - ITEM
03.4871

Fregio
Decoration

Fregio in pasta di legno.
Wooden decoration.

DATI TECNICI/TECHNICAL DATA mm	
H	75
L	132



COD.	DESCRIZIONE / DESCRIPTION	
03.4871000000	**FREGIO PASTA LEGNO ART.871** / *WOODEN DECORATION ART.871*	24 PZ

ART. - ITEM
03.4883

Fregio
Decoration

Fregio in pasta di legno.
Wooden decoration.

DATI TECNICI/TECHNICAL DATA mm	
H	280
L	700



COD.	DESCRIZIONE / DESCRIPTION	
03.4883000000	**FREGIO PASTA ART.883** / *WOODEN DECORATION ART.883*	1 PZ

ART. - ITEM
03.4888

Fregio
Decoration

Fregio in pasta di legno.
Wooden decoration.

DATI TECNICI/TECHNICAL DATA mm	
H	60
L	290



COD.	DESCRIZIONE / DESCRIPTION	
03.4888000000	**FREGIO PASTA LEGNO ART.888** / *WOODEN DECORATION ART.888*	10 PZ

ART. - ITEM
03.4895

Fregio
Decoration

Fregio in pasta di legno.
Wooden decoration.

DATI TECNICI/TECHNICAL DATA mm	
Ø	95



COD.	DESCRIZIONE / DESCRIPTION	
03.4895000000	**FREGIO PASTA LEGNO ART.895 Ø95** / *WOODEN DECORATION ART.895 Ø95*	24 PZ

ART. - ITEM
03.M0002

Cornice in legno
Wooden moulding

Cornice in faggio.
Beech moulding.

DATI TECNICI/TECHNICAL DATA mm		
H	25	30
L	6	6



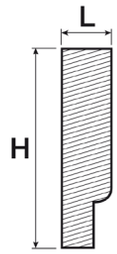

COD.	DESCRIZIONE / DESCRIPTION	
03.M000202567	**CORNICE IN LEGNO ART.2 MM.25** / *WOODEN MOULDING ART.2 MM.25*	1 PZ
03.M000203067	**CORNICE IN LEGNO ART.2 MM.30** / *WOODEN MOULDING ART.2 MM.30*	1 PZ

ART. - ITEM
03.M0006

Cornice in legno
Wooden moulding

Cornice in faggio.
Beech moulding.

DATI TECNICI/TECHNICAL DATA mm	
H	33
L	10



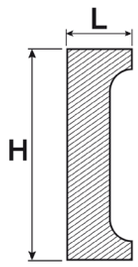

COD.	DESCRIZIONE / DESCRIPTION	
03.M000603367	**CORNICE IN LEGNO ART.6 MM.33** / *WOODEN MOULDING ART.6 MM.33*	1 PZ

ART. - ITEM
03.M0008

Cornice in legno
Wooden moulding

Cornice in faggio.
Beech moulding.

DATI TECNICI/TECHNICAL DATA mm		
H	38	50
L	6	6





COD.	DESCRIZIONE / DESCRIPTION	
03.M000803867	**CORNICE IN LEGNO ART.8 MM.38** / *WOODEN MOULDING ART.8 MM.38*	1 PZ
03.M000805067	**CORNICE IN LEGNO ART.8 MM.50** / *WOODEN MOULDING ART.8 MM.50*	1 PZ

ART. - ITEM
03.M0009

Cornice in legno
Wooden moulding

Cornice in faggio.
Beech moulding.

DATI TECNICI/TECHNICAL DATA mm			
H	40	50	76
L	6	6	6



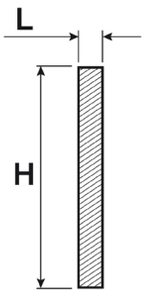

COD.	DESCRIZIONE / DESCRIPTION	
03.M000904067	**CORNICE IN LEGNO ART.9 MM.40** / *WOODEN MOULDING ART.9 MM.40*	1 PZ
03.M000905067	**CORNICE IN LEGNO ART.9 MM.50** / *WOODEN MOULDING ART.9 MM.50*	1 PZ
03.M000907667	**CORNICE IN LEGNO ART.9 MM.76** / *WOODEN MOULDING ART.9 MM.76*	1 PZ

ART. - ITEM
03.M0010

Cornice in legno
Wooden moulding

Cornice in faggio. Intera o metà.
Beechwood moulding. Whole or half.

DATI TECNICI/TECHNICAL DATA mm				
Ø	5	8	12	15



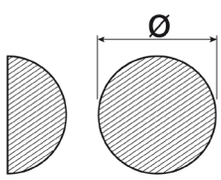

COD.	DESCRIZIONE / DESCRIPTION	
03.M0010M0562	**CORNICE IN LEGNO ART.10 META'MM.5 M** / *HALF WOODEN MOULDING ART.10 MM.5*	1 PZ
03.M0010M0867	**CORNICE IN LEGNO ART.10 M. MM.8 DA MT.1** / *HALF WOODEN MOULDING ART.10 MM.8*	1 PZ
03.M0010M1267	**CORNICE IN LEGNO ART.10 M. MM.12 DA MT.1** / *HALF WOODEN MOULDING ART. 10 MM.12*	1 PZ
03.M0010Q1267	**CORNICE IN LEGNO ART.10 Q. MM.12 MT.1** / *QUARTER WOODEN MOULDING ART.10 MM.12*	1 PZ
03.M0010Q1567	**CORNICE IN LEGNO ART.10 Q. MM.15 MT.1** / *QUARTER WOODEN FRAME ART.10 MM.15*	1 PZ

ART. - ITEM
03.M0020

Cornice in legno
Wooden moulding

Cornice in faggio. Intera o metà.
Beech moulding. Whole or half.

DATI TECNICI/TECHNICAL DATA mm							
Ø	8	11	17	26	30	35	45



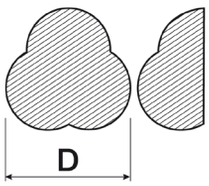

COD.	DESCRIZIONE / DESCRIPTION	
03.M0020I1767	**CORNICE IN LEGNO ART.20 I. MM.17** / *WOODEN MOULDING ART.20 MM.17*	1 PZ
03.M0020I2667	**CORNICE IN LEGNO ART.20 I. MM.26** / *WOODEN MOULDING ART.20 MM.26*	1 PZ
03.M0020M0862	**CORNICE IN LEGNO ART.20 M. MM.8** / *HALF WOODEN MOULDING ART.20 MM.8*	1 PZ
03.M0020M1167	**CORNICE IN LEGNO ART.20 M. MM.11** / *HALF WOODEN MOULDING ART. 20 MM.11*	1 PZ
03.M0020M1767	**CORNICE IN LEGNO ART.20 M. MM.17** / *HALF WOODEN MOULDING ART.20 MM.17*	1 PZ
03.M0020M2667	**CORNICE IN LEGNO ART.20 M. MM.26** / *HALF WOODEN MOULDING ART. 20 MM.26*	1 PZ
03.M0020M3067	**CORNICE IN LEGNO ART.20 M. MM.30** / *HALF WOODEN MOULDING ART. 20 MM.30*	1 PZ
03.M0020M3567	**CORNICE IN LEGNO ART.20 M. MM.35** / *HALF WOODEN MOULDING ART. 20 MM.35*	1 PZ
03.M0020M4567	**CORNICE IN LEGNO ART.20 M. MM.45** / *HALF WOODEN MOULDING ART.20 MM.45*	1 PZ

ART. - ITEM
03.M0021

Cornice in legno
Wooden moulding

Cornice in faggio. Metà o 1/4.
Beech moulding. Half or 1/4.

DATI TECNICI/TECHNICAL DATA mm					
Ø	11	14	25	40	



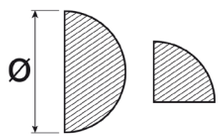

COD.	DESCRIZIONE / DESCRIPTION	
03.M0021M1167	**CORNICE IN LEGNO ART.21 M. MM.11** / *HALF WOODEN MOULDING ART.21 MM.11*	1 PZ
03.M0021M1467	**CORNICE IN LEGNO ART.21 M. MM.14** / *HALF WOODEN MOULDING ART. 21 MM.14*	1 PZ
03.M0021M2567	**CORNICE IN LEGNO ART.21 M. MM.25** / *HALF WOODEN MOULDING ART. 21 MM.25*	1 PZ
03.M0021M4067	**CORNICE IN LEGNO ART.21 M. MM.40** / *HALF WOODEN MOULDING ART.21 MM.40*	1 PZ

ART. - ITEM
03.M0023

Cornice in legno
Wooden moulding

Cornice in faggio.
Beech moulding.

DATI TECNICI/TECHNICAL DATA mm	
H	12
L	12



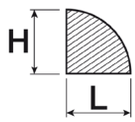

COD.	DESCRIZIONE / DESCRIPTION	
03.M002301867	**CORNICE IN LEGNO ART.23 MM.12** */ WOODEN MOULDING ART.23 MM.12X12*	1 PZ

ART. - ITEM
03.M0025

Cornice in legno
Wooden moulding

Cornice in faggio.
Beech moulding.

DATI TECNICI/TECHNICAL DATA mm	
H	26
L	7





COD.	DESCRIZIONE / DESCRIPTION	
03.M002502667	**CORNICE IN LEGNO ART.25 MM.26** */ WOODEN MOULDING ART.25 MM.26*	1 PZ

ART. - ITEM
03.M0027

Cornice in legno
Wooden moulding

Cornice in faggio.
Beech moulding.

DATI TECNICI/TECHNICAL DATA mm		
Ø	11	17



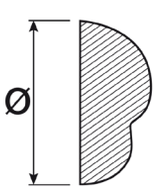

COD.	DESCRIZIONE / DESCRIPTION	
03.M0027M1167	**CORNICE IN LEGNO ART.27 M. MM.11** */ HALF WOODEN MOULDING ART. 27 MM.11*	1 PZ
03.M0027M1767	**CORNICE IN LEGNO ART.27 M. MM.17** */ HALF WOODEN MOULDING ART.27 MM.17*	1 PZ

ART. - ITEM
03.M0600F

Cornice in legno
Wooden moulding

Cornice in faggio o pino.
Wooden moulding. Pine or beech.

DATI TECNICI/TECHNICAL DATA mm	
H	22
L	12



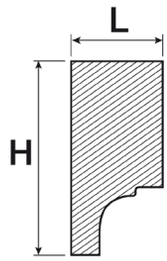

COD.	DESCRIZIONE / DESCRIPTION	
03.M0600F2263	**CORNICE IN LEGNO ART.600F PINO MM.22** / *PINE MOULDING ART.600F MM.22*	1 PZ
03.M0600F2267	**CORNICE IN LEGNO ART.600F MM.22** / *BEECH MOULDING ART.600F MM.22*	1 PZ

ART. - ITEM
03.M0600MD

Cornice in legno
Wooden moulding

Cornice in faggio.
Beech moulding.

DATI TECNICI/TECHNICAL DATA mm	
H	55
L	49



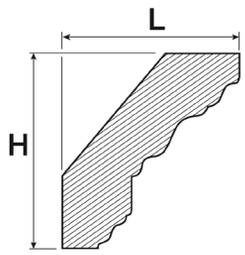

COD.	DESCRIZIONE / DESCRIPTION	
03.M0600MD5567	**CORNICE IN LEGNO ART.600/F/MD MM.55** / *WOODEN MOULDING ART.600/MD MM.55*	1 PZ

ART. - ITEM
03.M1038

Cornice in legno
Wooden moulding

Cornice in faggio.
Beech moulding.

DATI TECNICI/TECHNICAL DATA mm	
H	63
L	7



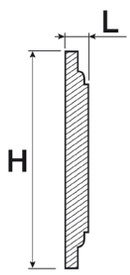

COD.	DESCRIZIONE / DESCRIPTION	
03.M103806367	**CORNICE IN LEGNO ART.1038 MM.63** / *WOODEN MOULDING ART.1038 MM.63*	1 PZ

ART. - ITEM
03.M2012

Cornice in legno
Wooden moulding

Cornice in faggio.
Beech moulding.

DATI TECNICI/TECHNICAL DATA mm	
Ø	30
H	10



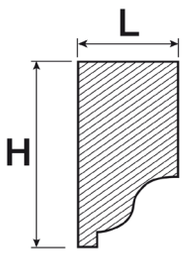

COD.	DESCRIZIONE / DESCRIPTION	
03.M201203067	**CORNICE IN LEGNO ART.2012 MM.30** / *WOODEN MOULDING ART.2021 MM.30*	1 PZ

ART. - ITEM
03.M2012B

Cornice in legno
Wooden moulding

Cornice in faggio.
Beech moulding.

DATI TECNICI/TECHNICAL DATA mm	
H	45
L	28



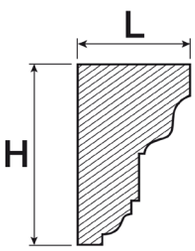

COD.	DESCRIZIONE / DESCRIPTION	
03.M2012B4567	**CORNICE IN LEGNO ART.2012 MM.45** / *WOODEN MOULDING ART.2012 MM.45*	1 PZ

ART. - ITEM
03.M2012C

Cornice in legno
Wooden moulding

Cornice in faggio.
Beech moulding.

DATI TECNICI/TECHNICAL DATA mm	
H	50
L	15



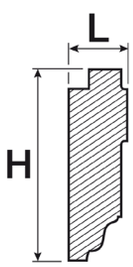

COD.	DESCRIZIONE / DESCRIPTION	
03.M2012C5067	**CORNICE IN LEGNO ART.2012/CM MM.50** / *WOODEN MOULDING ART.2012/C MM.50*	1 PZ

ART. - ITEM
03.M3000

Cornice in legno
Wooden moulding

Cornice in faggio.
Beech moulding.

DATI TECNICI/TECHNICAL DATA mm	
H	60
L	9



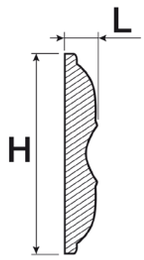

COD.	DESCRIZIONE / DESCRIPTION	
03.M300006067	**CORNICE IN LEGNO ART.3000 MM.60** / *WOODEN MOULDING ART.3000 MM.60*	1 PZ

ART. - ITEM
03.M3314

Cornice in legno
Wooden moulding

Cornice in faggio.
Beech moulding.

DATI TECNICI/TECHNICAL DATA mm	
H	27
L	10



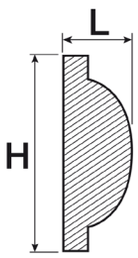

COD.	DESCRIZIONE / DESCRIPTION	
03.M331402767	**CORNICE IN LEGNO ART.3314 MM.27** / *WOODEN MOULDING ART.3314 MM.27*	1 PZ

ART. - ITEM
03.M4000MD

Cornice in legno
Wooden moulding

Cornice in faggio.
Beech moulding.

DATI TECNICI/TECHNICAL DATA mm	
H	50
L	13





COD.	DESCRIZIONE / DESCRIPTION	
03.M4000MD5067	**CORNICE IN LEGNO ART.4000/MD MM.50** / *WOODEN MOULDING ART.4000/MD MM.50*	1 PZ

ART. - ITEM
03.M4002

Cornice in legno
Wooden moulding

Cornice in faggio.
Beech moulding.

DATI TECNICI/TECHNICAL DATA mm			
H	12	16	25
L	6	6	6



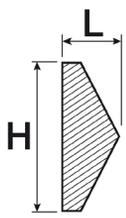

COD.	DESCRIZIONE / DESCRIPTION	
03.M400201267	**CORNICE IN LEGNO ART.4002 MM.12** / *WOODEN MOULDING ART.4002 MM.12*	1 PZ
03.M400201667	**CORNICE IN LEGNO ART.4002 MM.16** / *WOODEN MOULDING ART.4002 MM.16*	1 PZ
03.M400225667	**CORNICE IN LEGNO ART.4002 MM.25** / *WOODEN MOULDING ART.4002 MM.25*	1 PZ

ART. - ITEM
03.M4004

Cornice in legno
Wooden moulding

Cornice in faggio.
Beech moulding.

DATI TECNICI/TECHNICAL DATA mm			
H	18	25	35
L	6	8	10



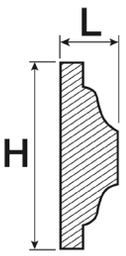

COD.	DESCRIZIONE / DESCRIPTION	
03.M400401867	**CORNICE IN LEGNO ART.4004 MM.18** / *WOODEN MOULDING ART.4004 MM.18*	1 PZ
03.M400402567	**CORNICE IN LEGNO ART.4004 MM.25** / *WOODEN MOULDING ART.4004 MM.25*	1 PZ
03.M400403567	**CORNICE IN LEGNO ART.4004 MM.35** / *WOODEN MOULDING ART.4004 MM.35*	1 PZ

ART. - ITEM
03.M4013

Cornice in legno
Wooden moulding

Cornice in faggio.
Beech moulding.

DATI TECNICI/TECHNICAL DATA mm			
H	16	25	
L	6	6	



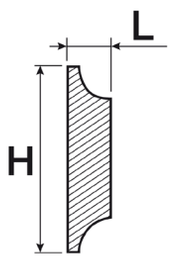

COD.	DESCRIZIONE / DESCRIPTION	
03.M401301667	**CORNICE IN LEGNO ART.4013 MM.16** / *WOODEN MOULDING ART.4013 MM.16*	1 PZ
03.M401302567	**CORNICE IN LEGNO ART.4013 MM.25** / *WOODEN MOULDING ART.4013 MM.25*	1 PZ

ART. - ITEM
03.M4014

Cornice in legno
Wooden moulding

Cornice in faggio.
Beech moulding.

DATI TECNICI/TECHNICAL DATA mm			
H	10	16	18
L	4	6	6



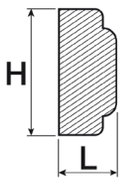

COD.	DESCRIZIONE / DESCRIPTION	
03.M401401067	**CORNICE IN LEGNO ART.4014 MM.10** / *WOODEN MOULDING ART.4014 MM.10*	1 PZ
03.M401401667	**CORNICE IN LEGNO ART.4014 MM.16** / *WOODEN MOULDING ART.4014 MM.16*	1 PZ
03.M401401867	**CORNICE IN LEGNO ART.4014 MM.18** / *WOODEN MOULDING ART. 4014 MM.18*	1 PZ

ART. - ITEM
03.M4015

Cornice in legno
Wooden moulding

Cornice in faggio.
Beech moulding.

DATI TECNICI/TECHNICAL DATA mm		
H	20	25
L	8	9



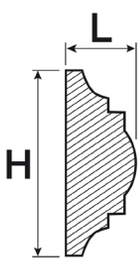

COD.	DESCRIZIONE / DESCRIPTION	
03.M401502067	**CORNICE IN LEGNO ART.4015 MM.20** / *WOODEN MOULDING ART.4015 MM.20*	1 PZ
03.M401502567	**CORNICE IN LEGNO ART.4015 MM.25** / *WOODEN MOULDING ART.4015 MM.25*	1 PZ

ART. - ITEM
03.M4024

Cornice in legno
Wooden moulding

Cornice in faggio.
Beech moulding.

DATI TECNICI/TECHNICAL DATA mm			
H	25	29	50
L	6	6	6



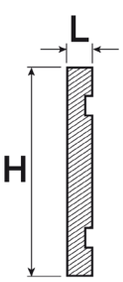

COD.	DESCRIZIONE / DESCRIPTION	
03.M402402567	**CORNICE IN LEGNO ART.4024 MM.25** / *WOODEN MOULDING ART. 4024 MM.25*	1 PZ
03.M402402967	**CORNICE IN LEGNO ART.4024 MM.29** / *WOODEN MOULDING ART. 4024 MM.29*	1 PZ
03.M402405067	**CORNICE IN LEGNO ART.4024 MM.50** / *WOODEN MOULDING ART. 4024 MM.50*	1 PZ

ART. - ITEM
03.M4028

Cornice in legno
Wooden moulding

Cornice in faggio.
Beech moulding.

DATI TECNICI/TECHNICAL DATA mm			
H	10	15	18
L	5	8	8



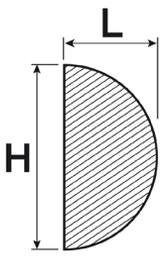

COD.	DESCRIZIONE / DESCRIPTION	
03.M4028M1067	**CORNICE IN LEGNO ART.4028/M MM.10** / *WOODEN MOULDING ART.4028/M MM.10*	1 PZ
03.M4028M1567	**CORNICE IN LEGNO ART.4028/M MM.15** / *WOODEN MOULDING ART.4028/M MM.15*	1 PZ
03.M4028M1867	**CORNICE IN LEGNO ART.4028/M MM.18** / *WOODEN MOULDING ART.4028/M MM.18*	1 PZ

ART. - ITEM
03.M4046MD

Cornice in legno
Wooden moulding

Cornice in faggio.
Beech moulding.

DATI TECNICI/TECHNICAL DATA mm	
H	60
L	14





COD.	DESCRIZIONE / DESCRIPTION	
03.M4046MD6067	**CORNICE IN LEGNO ART.4046/MD MM.60** / *WOODEN MOULDING ART.4046/MD MM.60*	1 PZ

ART. - ITEM
03.M4057

Cornice in legno
Wooden moulding

Cornice in faggio.
Beech moulding.

DATI TECNICI/TECHNICAL DATA mm	
H	55
L	8



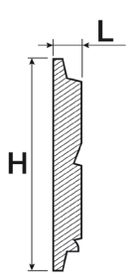

COD.	DESCRIZIONE / DESCRIPTION	
03.M405705567	**CORNICE IN LEGNO ART.4057 MM.55** / *WOODEN MOULDING ART.4057 MM.55*	1 PZ

ART. - ITEM
03.M4069

Cornice in legno
Wooden moulding

Cornice in faggio.
Beech moulding.

DATI TECNICI/TECHNICAL DATA mm	
H	80
L	11



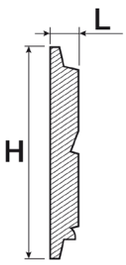

COD.	DESCRIZIONE / DESCRIPTION	
03.M406908067	**CORNICE IN LEGNO ART.4069 MM.80** / *WOODEN MOULDING ART.4069 MM.80*	1 PZ

ART. - ITEM
03.M4073MD

Cornice in legno
Wooden moulding

Cornice in faggio.
Beech moulding.

DATI TECNICI/TECHNICAL DATA mm	
H	20
L	6



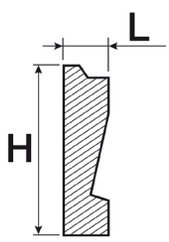

COD.	DESCRIZIONE / DESCRIPTION	
03.M4073MD2067	**CORNICE IN LEGNO ART.4073/MD MM.20** / *WOODEN MOULDING ART.4073/MD MM.20*	1 PZ

ART. - ITEM
03.M4089

Cornice in legno
Wooden moulding

Cornice in faggio.
Beech moulding.

DATI TECNICI/TECHNICAL DATA mm	
H	60
L	16



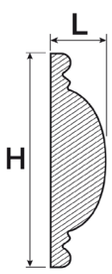

COD.	DESCRIZIONE / DESCRIPTION	
03.M408901867	**CORNICE IN LEGNO ART.4089 MM.18** / *WOODEN MOULDING ART.4089 MM.18*	1 PZ
03.M408906067	**CORNICE IN LEGNO ART.4089 MM.60** / *WOODEN MOULDING ART.4089 MM.60*	1 PZ

ART. - ITEM
03.M4091

Cornice in legno
Wooden moulding

Cornice in faggio.
Beech moulding.

DATI TECNICI/TECHNICAL DATA mm	
H	14
L	7



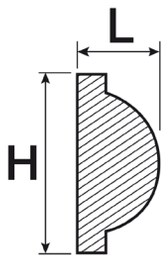

COD.	DESCRIZIONE / DESCRIPTION	
03.M409101467	**CORNICE IN LEGNO ART.4091 MM.14** / *WOODEN MOULDING ART.4091 MM.14*	1 PZ

ART. - ITEM
03.M4099

Cornice in legno
Wooden moulding

Cornice in faggio.
Beech moulding.

DATI TECNICI/TECHNICAL DATA mm	
H	49
L	7



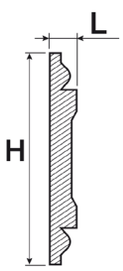

COD.	DESCRIZIONE / DESCRIPTION	
03.M409904967	**CORNICE IN LEGNO ART.4099 MM.49** / *WOODEN MOULDING ART.4099 MM.49*	1 PZ

ART. - ITEM
03.M4106

Cornice in legno
Wooden moulding

Cornice in faggio.
Beech moulding.

DATI TECNICI/TECHNICAL DATA mm	
H	25
L	7





COD.	DESCRIZIONE / DESCRIPTION	
03.M410602567	**CORNICE IN LEGNO ART.4106 MM.25** / *WOODEN MOULDING ART.4106 MM.25*	1 PZ

ART. - ITEM
03.M4920

Cornice in legno
Wooden moulding

Cornice in faggio.
Beech moulding.

DATI TECNICI/TECHNICAL DATA mm	
H	20
L	8



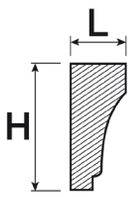

COD.	DESCRIZIONE / DESCRIPTION	
03.M492002067	**CORNICE IN LEGNO ART.4920 MM.20** / *WOODEN MOULDING ART.4920 MM.20*	1 PZ

ART. - ITEM
03.M4963

Cornice in legno
Wooden moulding

Cornice in faggio.
Beech moulding.

DATI TECNICI/TECHNICAL DATA mm	
H	50
L	6



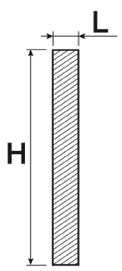

COD.	DESCRIZIONE / DESCRIPTION	
03.M496305067	**CORNICE IN LEGNO ART.4963 MM.50** / *WOODEN MOULDING ART.4963 MM.50*	1 PZ

ART. - ITEM
03.M5001

Cornice in legno
Wooden moulding

Cornice in faggio.
Beech moulding.

DATI TECNICI/TECHNICAL DATA mm	
H	28
L	9



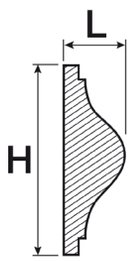

COD.	DESCRIZIONE / DESCRIPTION	
03.M500102867	**CORNICE IN LEGNO ART.5001 MM.28** / *WOODEN MOULDING ART.5001 MM.28*	1 PZ

ART. - ITEM
03.M5002

Cornice in legno
Wooden moulding

Cornice in faggio.
Beech moulding.

DATI TECNICI/TECHNICAL DATA mm						
H	12	14	19	22	30	37
L	12	10	12	15	20	22



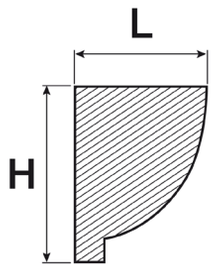

COD.	DESCRIZIONE / DESCRIPTION	
03.M500201267	**CORNICE IN LEGNO ART.5002 MM.12** / *WOODEN MOULDING ART.5002 MM.12*	1 PZ
03.M500201467	**CORNICE IN LEGNO ART.5002 MM.14** / *WOODEN MOULDING ART.5002 MM.14*	1 PZ
03.M500201967	**CORNICE IN LEGNO ART.5002 MM.19** / *WOODEN MOULDING ART.5002 MM.19*	1 PZ
03.M500202267	**CORNICE IN LEGNO ART.5002 MM.22** / *WOODEN MOULDING ART.5002 MM.22*	1 PZ
03.M500203067	**CORNICE IN LEGNO ART.5002 MM.30** / *WOODEN MOULDING ART.5002 MM.30*	1 PZ
03.M500203767	**CORNICE IN LEGNO ART.5002 MM.37** / *WOODEN MOULDING ART.5002 MM.37*	1 PZ

ART. - ITEM
03.M5002CQ

Cornice in legno
Wooden moulding

Cornice in faggio.
Beech moulding.

DATI TECNICI/TECHNICAL DATA mm	
H	26
L	13



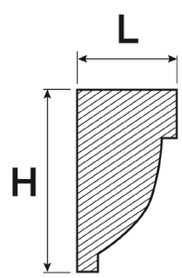

COD.	DESCRIZIONE / DESCRIPTION	
03.M5002CQ2667	**CORNICE IN LEGNO ART.5002/CQ MM.26** / *WOODEN MOULDING ART.5002/CQ MM.26*	1 PZ

ART. - ITEM
03.M5002D

Cornice in legno
Wooden moulding

Cornice in faggio.
Beech moulding.

DATI TECNICI/TECHNICAL DATA mm		
H	32	47
L	11	16



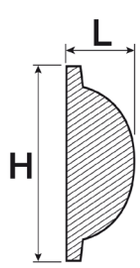

COD.	DESCRIZIONE / DESCRIPTION	
03.M5002D3267	**CORNICE IN LEGNO ART.5002/D MM.32** / *WOODEN MOULDING ART.5002/D MM.32*	1 PZ
03.M5002D4767	**CORNICE IN LEGNO ART.5002/D MM.47** / *WOODEN MOULDING ART.5002/D MM.47*	1 PZ

ART. - ITEM
03.M5002MD

Cornice in legno
Wooden moulding

Cornice in faggio.
Beech moulding.

DATI TECNICI/TECHNICAL DATA mm	
H	60
L	15





COD.	DESCRIZIONE / DESCRIPTION	
03.M5002MD6067	**CORNICE IN LEGNO ART.5002/MD MM.60** / *WOODEN MOULDING ART.5002/MD MM.60*	1 PZ

ART. - ITEM
03.M5002MD94

Cornice in legno
Wooden moulding

Cornice in faggio.
Beech moulding.

DATI TECNICI/TECHNICAL DATA mm	
H	85
L	40



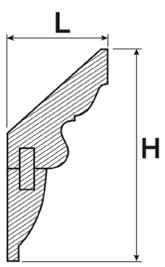

COD.	DESCRIZIONE / DESCRIPTION	
03.M5002MD9467	**CORNICE IN LEGNO ART.5002/MD MM.85** / *WOODEN MOULDING ART.5002/MD MM.85*	1 PZ

ART. - ITEM
03.M5004

Cornice in legno
Wooden moulding

Cornice in faggio.
Beech moulding.

DATI TECNICI/TECHNICAL DATA mm				
H	16	23	33	40
L	9	13	20	21



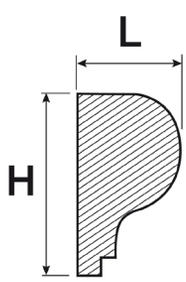

COD.	DESCRIZIONE / DESCRIPTION	
03.M500401667	**CORNICE IN LEGNO ART.5004 MM.16** / *WOODEN MOULDING ART.5004 MM.16*	1 PZ
03.M500402367	**CORNICE IN LEGNO ART.5004 MM.23** / *WOODEN MOULDING ART.5004 MM.23*	1 PZ
03.M500403367	**CORNICE IN LEGNO ART.5004 MM.33** / *WOODEN MOULDING ART.5004 MM.33*	1 PZ
03.M500404067	**CORNICE IN LEGNO ART.5004 MM.40** / *WOODEN MOULDING ART. 5004 MM.40*	1 PZ

ART. - ITEM
03.M5004MD

Cornice in legno
Wooden moulding

Cornice in faggio.
Beech moulding.

DATI TECNICI/TECHNICAL DATA mm		
H	33	40
L	12	21



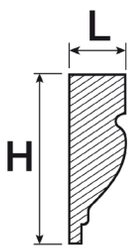

COD.	DESCRIZIONE / DESCRIPTION	
03.M5004MD3367	**CORNICE IN LEGNO ART.5004/MD MM.33** / *WOODEN MOULDING ART.5004/MD MM.33*	1 PZ
03.M5004MD4067	**CORNICE IN LEGNO ART.5004/MD MM.43** / *WOODEN MOULDING ART.5004/MD MM.43*	1 PZ

ART. - ITEM
03.M5004MD88

Cornice in legno
Wooden moulding

Cornice in faggio.
Beech moulding.

DATI TECNICI/TECHNICAL DATA mm	
H	79
L	42



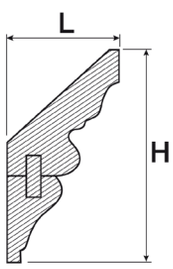

COD.	DESCRIZIONE / DESCRIPTION	
03.M5004MD8867	**CORNICE IN LEGNO ART.5004/MD MM.79** / *WOODEN MOULDING ART.5004/MD MM.79*	1 PZ

ART. - ITEM
03.M5005

Cornice in legno
Wooden moulding

Cornice in faggio.
Beech moulding.

DATI TECNICI/TECHNICAL DATA mm				
H	11	13	17	23
L	7	9	11	13



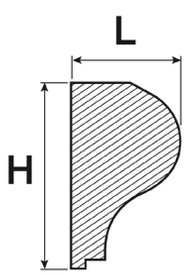

COD.	DESCRIZIONE / DESCRIPTION	
03.M500501167	**CORNICE IN LEGNO ART.5005 MM.11** / *WOODEN MOULDING ART.5005 MM.11*	1 PZ
03.M500501367	**CORNICE IN LEGNO ART.5005 MM.13** / *WOODEN MOULDING ART.5005 MM.13*	1 PZ
03.M500501767	**CORNICE IN LEGNO ART.5005 MM.17** / *WOODEN MOULDING ART.5005 MM.17*	1 PZ
03.M500502367	**CORNICE IN LEGNO ART.5005 MM.23** / *WOODEN MOULDING ART.5005 MM.23*	1 PZ

ART. - ITEM
03.M5006

Cornice in legno
Wooden moulding

Cornice in faggio.
Beech moulding.

DATI TECNICI/TECHNICAL DATA mm	
H	25
L	11



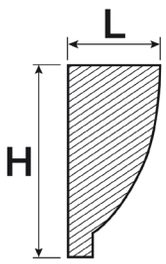

COD.	DESCRIZIONE / DESCRIPTION	
03.M500602567	**CORNICE IN LEGNO ART.5006 MM.25** / *WOODEN MOULDING ART.5006 MM.25*	1 PZ

ART. - ITEM
03.M5007A

Cornice in legno
Wooden moulding

Cornice in faggio.
Beech moulding.

DATI TECNICI/TECHNICAL DATA mm		
H	15	18
L	8	9



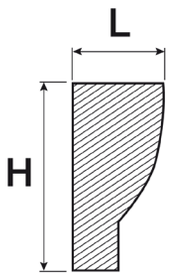

COD.	DESCRIZIONE / DESCRIPTION	
03.M5007A1567	**CORNICE IN LEGNO ART.5007 MM.15** / *WOODEN MOULDING ART.5007/A MM.15*	1 PZ
03.M5007A1867	**CORNICE IN LEGNO ART.5007 MM.18** / *WOODEN MOULDING ART.5007/A MM.18*	1 PZ

ART. - ITEM
03.M8003

Cornice in legno
Wooden moulding

Cornice in faggio.
Beech moulding.

DATI TECNICI/TECHNICAL DATA mm	
H	74
L	10



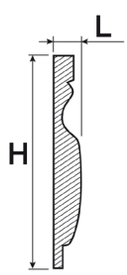

COD.	DESCRIZIONE / DESCRIPTION	
03.M800307467	**CORNICE IN LEGNO ART.8003 MM.74** / *WOODEN MOULDING ART.8003 MM.74*	1 PZ

ART. - ITEM
03.M8013

Cornice in legno
Wooden moulding

Cornice in faggio.
Beech moulding.

DATI TECNICI/TECHNICAL DATA mm	
H	60
L	9



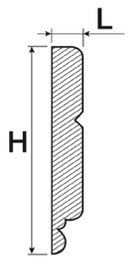

COD.	DESCRIZIONE / DESCRIPTION	
03.M801306067	**CORNICE IN LEGNO ART.8013 MM.60** / *WOODEN MOULDING ART.8013 MM.60*	1 PZ

ART. - ITEM
03.M8028

Cornice in legno
Wooden moulding

Cornice in faggio.
Beech moulding.

DATI TECNICI/TECHNICAL DATA mm			
H	18	26	38
L	5	6	7





COD.	DESCRIZIONE / DESCRIPTION	
03.M802801867	**CORNICE IN LEGNO ART.8028 MM.18** / *WOODEN MOULDING ART.8028 MM.18*	1 PZ
03.M802802667	**CORNICE IN LEGNO ART.8028 MM.26** / *WOODEN MOULDING ART.8028 MM.26*	1 PZ
03.M802803867	**CORNICE IN LEGNO ART.8028 MM.38** / *WOODEN MOULDING ART.8028 MM.38*	1 PZ

ART. - ITEM
03.M8029

Cornice in legno
Wooden moulding

Cornice in faggio.
Beech moulding.

DATI TECNICI/TECHNICAL DATA mm	
H	21
L	9



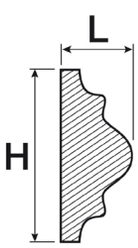

COD.	DESCRIZIONE / DESCRIPTION	
03.M802902167	**CORNICE IN LEGNO ART.8029 MM.21** / *WOODEN MOULDING ART.8029 MM.21*	1 PZ

ART. - ITEM
03.M8030

Cornice in legno
Wooden moulding

Cornice in faggio.
Beech moulding.

DATI TECNICI/TECHNICAL DATA mm	
H	18
L	8



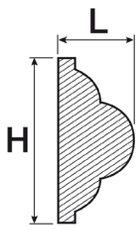

COD.	DESCRIZIONE / DESCRIPTION	
03.M803001867	**CORNICE IN LEGNO ART.8030 MM.18** / *WOODEN MOULDING ART. 8030 MM.18*	1 PZ

ART. - ITEM
03.M8033

Cornice in legno
Wooden moulding

Cornice in faggio.
Beech moulding.

DATI TECNICI/TECHNICAL DATA mm	
H	100
L	15



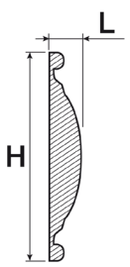

COD.	DESCRIZIONE / DESCRIPTION	
03.M803310067	**CORNICE IN LEGNO ART.8033 MM.100** / *WOODEN MOULDING ART.8033 MM.100*	1 PZ

ART. - ITEM
03.M8043

Cornice in legno
Wooden moulding

Cornice in faggio.
Beech moulding.

DATI TECNICI/TECHNICAL DATA mm		
H	24	32
L	11	11



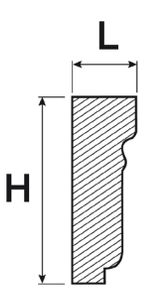

COD.	DESCRIZIONE / DESCRIPTION	
03.M804302467	**CORNICE IN LEGNO ART.8043 MM.24** / *WOODEN MOULDING ART.8043 MM.24*	1 PZ
03.M804303267	**CORNICE IN LEGNO ART.8043 MM.32** / *WOODEN MOULDING ART.8043 MM.32*	1 PZ

ART. - ITEM
03.M8071

Cornice in legno
Wooden moulding

Cornice in faggio.
Beech moulding.

DATI TECNICI/TECHNICAL DATA mm	
H	25
L	14



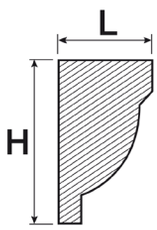

COD.	DESCRIZIONE / DESCRIPTION	
03.M807102567	**CORNICE IN LEGNO ART.8071 MM.25** / *WOODEN MOULDING ART.8071 MM.25*	1 PZ

ART. - ITEM
03.M8073

Cornice in legno
Wooden moulding

Cornice in faggio.
Beech moulding.

DATI TECNICI/TECHNICAL DATA mm		
H	7	12
L	4	7



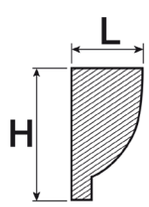

COD.	DESCRIZIONE / DESCRIPTION	
03.M807300767	**CORNICE IN LEGNO ART.8073 MM.7** / *WOODEN MOULDING ART.8073 MM.7*	1 PZ
03.M807301267	**CORNICE IN LEGNO ART.8073 MM.12** / *WOODEN MOULDING ART. 8073 MM.12*	1 PZ

ART. - ITEM
03.M8085

Cornice in legno
Wooden moulding

Cornice in faggio.
Beech moulding.

DATI TECNICI/TECHNICAL DATA mm	
H	100
L	7



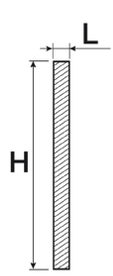

COD.	DESCRIZIONE / DESCRIPTION	
03.M808510067	**CORNICE IN LEGNO ART.8085 MM.100** / *WOODEN MOULDING ART.8085 MM.100*	1 PZ

ART. - ITEM
03.M8086

Cornice in legno
Wooden moulding

Cornice in faggio.
Beech moulding.

DATI TECNICI/TECHNICAL DATA mm	
H	51
L	5



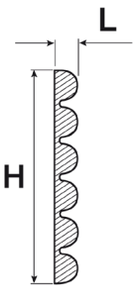

COD.	DESCRIZIONE / DESCRIPTION	
03.M808605167	**CORNICE IN LEGNO ART.8086 MM.51** / *WOODEN MOULDING ART.8086 MM.51*	1 PZ

ART. - ITEM
03.M10X5

Cornice in legno
Wooden moulding

Cornice in faggio.
Beech moulding.

DATI TECNICI/TECHNICAL DATA mm		
H	8	10
L	5	5



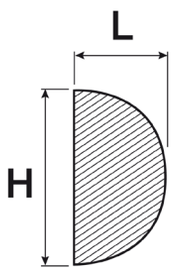

COD.	DESCRIZIONE / DESCRIPTION	
03.M0010X5062	**CORNICE IN LEGNO LISCIA 10X5** / *WOODEN MOULDING MM.10X5*	1 PZ
03.M008X50062	**CORNICE IN LEGNO LISCIA 8X5** / *WOODEN MOULDING MM.8X5*	1 PZ

04 Minuteria *Small hardware*

PAG.



Bussole e reggiripiani 259÷282
Sockets and shelf supports



Reggipensili e attaccaglie 283÷302
Cabinet hangers



Lastrine e borchie 303÷313
Plates and nuts



Minuteria varia 314÷324
Small hardware



Paracolpi e sottosedia 325÷334
Bumpers and glides



Accessori per letti e tavoli 335÷346
Accessories for beds and tables



Assemblaggi 347÷384
Joint systems



Cerniere a perno 385÷390
Pivot



Chiusure magnetiche e cricchetti 391÷410
Magnetic clamps and catches



Catenacci e catenelle 411÷414
Bolts and chains

INDICE *INDEX*

Cod.	Pag.
020921	362
04.00024M8500	259
04.00025M1200	259
04.00025M1500	259
04.00025M1501	259
04.00025M1508	259
04.00025M8500	259
04.00025M8501	259
04.00025M8508	259
04.00026M1100	259
04.0004M40900	259
04.0004M4Z900	260
04.0004M50900	259
04.0005M40800	260
04.0006M41000	260
04.0006M60900	260
04.0006M61200	260
04.0006M61500	260
04.0006S40800	260
04.0006S41000	260
04.0006S60900	260
04.0006S61200	260
04.001604M090	262
04.00160613C0	261
04.001606M100	261
04.001606M130	261
04.001606M136	261
04.001606M150	261
04.001606M170	261
04.001606M200	261
04.0016076150	261
04.0016076200	261
04.0016076240	261
04.00160815C0	261
04.001608M150	261
04.001608M200	261
04.001608M240	261
04.0016102000	262
04.001610M180	261
04.0016F6M139	262
04.0016F6M159	262
04.0016F6M179	262
04.0016F6M209	262
04.0016F6M249	262
04.0016F8M139	262
04.0016F8M159	262
04.0016F8M209	262
04.0016F8M249	262
04.002006M126	262
04.002006M156	262
04.002006M206	262
04.002006M256	262
04.002006M306	262
04.002008M156	262
04.002008M206	262
04.002008M256	262
04.002008M306	262
04.002010M156	262
04.002010M206	262
04.002010M256	262
04.002010M306	262
04.002010M396	262
04.0021000000	263
04.00226M2506	263
04.00228M3006	263
04.00244M1100	264
04.00246E1100	264
04.00246M1100	264
04.00246M1300	264
04.0025009500	265
04.0025013000	265
04.00264M1100	265
04.00265M1100	265
04.00266M1100	265
04.0034000800	340
04.0034001000	340
04.0034Z00806	341
04.0035000800	341
04.00404M2001	266
04.00405M1501	266
04.00405M1502	266
04.00405M1508	266
04.00405M2001	266
04.00405M2002	266
04.00405M2008	266
04.00405M2502	266
04.00405M2508	266
04.00405M3002	266
04.00405M3008	266
04.00406M2001	266
04.00406M2002	266
04.00406M2008	266
04.00406M2502	266
04.00425M1501	267
04.00425M1502	267
04.00425M1508	267
04.00425M2001	267
04.00425M2002	267
04.00425M2008	267
04.00425M2501	267
04.00425M2502	267
04.00425M2508	267
04.00425M3002	267
04.00425M3008	267
04.00425M3502	267
04.00426M2001	267
04.00426M2002	267
04.00426M2502	267
04.00426M2508	267
04.0044005M00	267
04.0044005M01	267
04.0044005M08	267
04.0044006M00	267
04.0046000000	268
04.0047051801	268
04.0047051802	268
04.0047051808	268
04.0047051809	268
04.0048050801	268
04.0048050802	268
04.0050000001	269
04.0050000002	269
04.0050000008	269
04.0052000501	269
04.0052000502	269
04.0052000508	269
04.0054052001	270
04.0054052002	270
04.0054052008	270
04.0054052601	270
04.0054052602	270
04.0055052508	270
04.0055062502	270
04.0060000001	273
04.0060000002	273
04.0060000008	273
04.0062000001	274
04.0062000002	274
04.0062000008	274
04.0063000044	323
04.0064000044	323
04.0065000008	271
04.0067000309	274
04.0067000509	274
04.0067060009	274
04.0067M50009	275
04.0068000040	274
04.0068000041	274
04.0068000042	274
04.0068000044	274
04.0072000008	275
04.0073000508	275
04.0074000508	276
04.0076000540	276
04.0076000542	276
04.0076000544	276
04.0082000040	277
04.0082000042	277
04.0083000040	277
04.0083000042	277
04.0084000040	277
04.0084000042	277
04.0085001240	278
04.0085001241	278
04.0085001242	278
04.0087000008	272
04.0088000001	270
04.0088000002	270
04.0088000008	270
04.0089000001	271
04.0089000002	271
04.0089000008	271
04.0092005840	278
04.0092005842	278
04.0092006842	278
04.0094005640	278
04.0094005642	278
04.0095005501	272
04.0095005502	272
04.0095005509	272
04.0095006602	272
04.0095006603	272
04.0095006608	272
04.0096005509	272
04.0101000001	279
04.0101000008	279
04.0110000000	279
04.0111000000	280
04.0112MM1202	280
04.0112MM1208	280
04.0113000202	281
04.0113000208	281
04.0114MM2002	281
04.0114MM2008	281
04.0115000308	282
04.0120000009	288
04.0120020009	288
04.0122E00040	283
04.0122E00042	283
04.0124000040	283
04.0124000042	283
04.0124S00040	283
04.0124S00042	283
04.0146000009	297
04.0148000009	296
04.0150007609	297
04.0150008509	297
04.0151000009	298
04.0153554509	296
04.0154453509	300
04.0155000009	300
04.0156000009	284
04.0157000009	290
04.0157P65009	291
04.0158000040	297
04.0159000040	283
04.0159000042	283
04.0159P00040	284
04.0159P00042	284
04.0159PS0040	284
04.0159PS0042	284
04.0159S00040	283
04.0159S00042	283
04.0160000106	301
04.0160000206	301
04.0160000306	301
04.0162000102	301
04.0162000202	301
04.0162000302	301
04.0162000402	301
04.0163000000	301
04.0164002040	302
04.0164003042	302
04.0165E03000	302
04.0170000009	298
04.0172004009	303
04.0172006009	303
04.0172008009	303
04.0172010009	303
04.0172012009	303
04.0172020009	303
04.0173002009	304
04.0173002509	304

04.0173003009	304	04.0232002803	313	04.0301001390	321	04.0332001808	330
04.0173004009	304	04.0246000001	314	04.0301001390B	321	04.0332002008	330
04.0173005009	304	04.0246000006	314	04.0301001391	321	04.0332002308	330
04.0173006009	304	04.0246000009	314	04.0301001395	321	04.0332002608	330
04.0173007009	304	04.0246000P01	314	04.0301002040C	321	04.0332003008	330
04.0173008009	304	04.0246000P09	314	04.0301002041B	321	04.0332004008	330
04.0173010009	304	04.0248000000	314	04.0301002071	321	04.0334002240	331
04.0175006009	299	04.0249000009	305	04.0301002095	321	04.0334002241	331
04.0175008009	299	04.0250373709	305	04.030101339M	321	04.0334002242	331
04.0175010009	299	04.0250404009	305	04.0302000540	319	04.0335002242	331
04.0176005006	299	04.0250505009	305	04.0302000542	319	04.0335002642	331
04.0176005009	299	04.0251402009	305	04.0302000640	319	04.0336001440	332
04.0176008009	299	04.0251452309	305	04.0302000641	319	04.0336001442	332
04.0177000000	300	04.0252006709	306	04.0302000642	319	04.0336001640	332
04.0178003009	304	04.0253008609	306	04.0302000840	319	04.0336001642	332
04.0178004009	304	04.0254000001	306	04.0302000841	319	04.0336001840	332
04.0178005009	304	04.0254000002	306	04.0302000842	319	04.0336001842	332
04.0178006009	304	04.0254000009	306	04.0302001040	319	04.0336002040	332
04.0178008009	304	04.0257008006	307	04.0302001041	319	04.0336002042	332
04.0178010009	304	04.0259484809	307	04.0302001042	319	04.0336002242	332
04.0178012009	304	04.0261000402	315	04.0302V00840	319	04.0336002440	332
04.0178014009	304	04.0261000408	315	04.0302V00841	319	04.0336002442	332
04.0180000000	317	04.0262000044	323	04.0302V00842	319	04.0336002640	332
04.020004M000	263	04.0263006709	307	04.0302V01040	319	04.0336002642	332
04.020005M000	263	04.0264000009	308	04.0302V01041	319	04.0336002840	332
04.020006M000	263	04.0266008609	308	04.0302V01042	319	04.0336002842	332
04.020008M000	263	04.0267000009	308	04.0303031440	320	04.0336003040	332
04.020010M000	263	04.0268002009	309	04.0303031442	320	04.0336003042	332
04.0200E1M009	264	04.0268003009	309	04.0303031640	320	04.0337202042	333
04.0200E6M009	264	04.0268004009	309	04.0303031642	320	04.0337203042	333
04.0200E8M009	264	04.0268005009	309	04.0304156042	322	04.0337252540	333
04.020108M006	264	04.0268006009	309	04.0304201042	322	04.0337252542	333
04.020110M006	264	04.0268008009	309	04.0305000044	322	04.0337255042	333
04.0212061201	310	04.0268010009	309	04.0306000000	322	04.0337303040	333
04.0212061208	310	04.0268P08009	309	04.0315B00038	325	04.0337303042	333
04.0213061203	310	04.0270009009	310	04.0315B00040	325	04.0337505042	333
04.0213061208	310	04.0280000000	316	04.0319000054	325	04.0338000340	334
04.0214081408	311	04.0284000006	316	04.0320071544	327	04.0338000341	334
04.021606M000	311	04.0290000006	317	04.0320101544	327	04.0338000342	334
04.0224001808	311	04.0291004000	318	04.0320103044	327	04.0339000741	334
04.0224002008	311	04.0291005000	318	04.0320134044	327	04.0339000742	334
04.0226003509	312	04.0291006000	318	04.0321154854	324	04.0349000009	335
04.0228001202	312	04.0294000000	318	04.0326000540	328	04.0351000009	336
04.0228001208	312	04.0301001310	321	04.0326000542	328	04.0352000006	336
04.0228001402	312	04.0301001339	321	04.0326000544	328	04.0353000009	337
04.0228001408	312	04.0301001340	321	04.0328000642	328	04.0354000009	337
04.0228001602	312	04.0301001340B	321	04.0328000644	328	04.0360E09509	338
04.0228001608	312	04.0301001341	321	04.0330001242	329	04.0360E12009	338
04.0228001802	312	04.0301001343	321	04.0330001440	329	04.0360E15009	338
04.0228001808	312	04.0301001354	321	04.0330001441	329	04.0361080000	338
04.0228002002	312	04.0301001362	321	04.0330001442	329	04.0361100000	338
04.0228002008	312	04.0301001363	321	04.0330001740	329	04.0362010000	338
04.0228002402	312	04.0301001364	321	04.0330001741	329	04.0362012000	338
04.0228002408	312	04.0301001365	321	04.0330001742	329	04.0362014000	338
04.0230001208	313	04.0301001370	321	04.0330002040	329	04.0362016000	338
04.0230001402	313	04.0301001371	321	04.0330002041	329	04.0363008000	339
04.0230001408	313	04.0301001371C	321	04.0330002042	329	04.0363010000	339
04.0230001608	313	04.0301001373	321	04.0330002441	329	04.0363010000	351
04.0230001802	313	04.0301001373B	321	04.0330002442	329	04.0363012000	339
04.0230001808	313	04.0301001375B	321	04.0331001944	329	04.0363014000	339
04.0232002003	313	04.0301001377	321	04.0332001508	330	04.0365E12006	339

04.0366000006 336
04.0367000009 339
04.0368000009 340
04.0370017041 340
04.0380005009 341
04.0384000008 342
04.0384000009 342
04.0385000008 342
04.0385000009 342
04.0386000008 342
04.0386000009 342
04.0387000008 342
04.0387000009 342
04.0388000008 343
04.0388000009 343
04.0389000008 343
04.0389000009 343
04.0392000009 343
04.0393000009 343
04.0394000000 343
04.0395000008 344
04.0395000009 344
04.0396000008 344
04.0396000009 344
04.0400140801 347
04.0400140809 347
04.04001408C9 349
04.0400140901 347
04.0400140909 347
04.04001409C1 349
04.04001409C9 349
04.0400141009 347
04.0401140809 347
04.0401140909 347
04.0401141001 347
04.04020718C9 349
04.0402072009 348
04.04020720C9 349
04.0402072409 348
04.0402072809 348
04.04020730C9 349
04.0402082289 348
04.0402083009 348
04.040411M801 348
04.040411M809 348
04.040411M8C1 349
04.040411M8C9 349
04.0410161101 350
04.0410161109 350
04.04101611C1 351
04.04101611C9 351
04.0410161201 350
04.0410161209 350
04.04101612C9 351
04.0411161101 350
04.0411161109 350
04.04111611C9 352
04.0411161201 350
04.0411161209 350
04.04111612C9 352
04.0412102069 351
04.04121020769 351
04.04121028C9 352
04.04121038C9 352
04.041412M101 351
04.041412M109 351
04.041412M1C1 352
04.041412M1C9 352
04.0416074209 350
04.0420100809 353
04.0420100903 353
04.0420100909 353
04.042207M603 353
04.042207M609 353
04.042209M603 353
04.042209M609 353
04.0430146909 353
04.0430186119 353
04.0435001808 330
04.0440003400 354
04.0442000040 354
04.0442000041 354
04.0450151103 355
04.0450151109 355
04.0450151200 355
04.0450151203 355
04.0450151208 355
04.0450151303 355
04.0450151409 355
04.0450151501 355
04.0450151503 355
04.0450151509 355
04.0450151801 355
04.0450152001 355
04.0450152009 355
04.0451120900 355
04.0454072409 356
04.0454072809 356
04.0454073409 356
04.0455072409 356
04.0455072809 356
04.0455073409 356
04.0458000040 357
04.0458000041 357
04.0458000042 357
04.0460001278 357
04.0469251100 354
04.0500261009 358
04.0500261409 358
04.05016M2109 358
04.05016M3209 358
04.0506000040 358
04.0506000042 358
04.0520003042 360
04.05216M4809 361
04.0525003500 361
04.05250035E0 361
04.0526768409 361
04.05268M6409 361
04.05268M64E9 361
04.05268M8409 361
04.05268M84E9 361
04.0527003540 362
04.0527003541 362
04.0527003542 362
04.0535000409 362
04.0535000509 362
04.0535000609 362
04.0540083709 359
04.0540084409 359
04.0540104009 359
04.0540104709 359
04.0541104009 360
04.0541104709 360
04.0542104009 360
04.0542104709 360
04.0545001501 359
04.0545001502 359
04.0545001508 359
04.0545002001 359
04.0545002002 359
04.0545002008 359
04.0545002501 359
04.0545002502 359
04.0545002508 359
04.0545003008 359
04.0545131501 359
04.0545131502 359
04.0545132001 359
04.0545132008 359
04.0545132501 359
04.0545132508 359
04.0560000E40 363
04.0560000E41 363
04.0560000E42 363
04.0561000E01 363
04.0561000E08 363
04.0561030E01 363
04.0561030E08 363
04.0564000E09 364
04.05660E1101 366
04.05660E1108 366
04.05660E1301 366
04.05660E1308 366
04.05660E1501 366
04.0566M61301 366
04.0566M61309 366
04.05670E1109 367
04.05670E1309 367
04.05670E1609 367
04.0569025E01 363
04.0569030E01 363
04.0570001940 364
04.0570001941 364
04.0570001942 364
04.0571000001 364
04.0571000008 364
04.0571091801 364
04.0571091808 364
04.0584E00809 367
04.0584E01109 367
04.0584E01409 367
04.0587E09508 367
04.0590000040 368
04.0590000042 368
04.0595000040 368
04.0596000040 368
04.0598001040 369
04.0620001744 365
04.0621001208 365
04.0622000000 365
04.0623000009 366
04.0651000006 369
04.0652C00001 369
04.0652C00006 369
04.0654000006 370
04.0656E00040 370
04.0656E00042 370
04.0657000040 370
04.0657000042 370
04.0657T00040 371
04.0657T00042 371
04.0658000040 371
04.0658000042 371
04.0660000041 372
04.0662E00008 371
04.0667000000 396
04.0700E05002 385
04.0700E06002 385
04.0700E07002 385
04.0700E08002 385
04.0700E09002 385
04.0701E06000 385
04.0701E06002 385
04.0701E07000 385
04.0701E07002 385
04.0701E08000 385
04.0701E08002 385
04.0701E09000 385
04.0701E09002 385
04.0704E05002 386
04.0704E06002 386
04.0704E07002 386
04.0704E08002 386
04.0707E05002 386
04.0707E06002 386
04.0707E07002 386
04.0707E08002 386
04.0709E05502 386
04.0710E05502 387
04.0712E05002 387
04.0712E06002 387
04.0712E07002 387
04.0713E05002 387
04.0713E06002 387
04.0713E07002 387
04.0713E08002 387
04.0715E05502 388
04.0724E06506 388
04.0724E07506 388
04.0724E09006 388
04.0725E06506 388
04.0725E07506 388
04.0725E09006 388

04.0726E06506	389	04.0861060042	402	04.1010007009	412	04.8100001182	286
04.0726E07506	389	04.0862100040	403	04.1013000006	412	04.81000012816	286
04.0726E09006	389	04.0862100041	403	04.1016000006	412	04.81435P20205	294
04.0729E06506	389	04.0862100042	403	04.1020005002	413	04.81464Z1VI00	295
04.0750000006	389	04.0863060042	403	04.1020007002	413	04.81464Z1VI01	295
04.0751000006	390	04.0869080040	404	04.1021E06003	413	04.814ACZ11635	294
04.0754B18000	390	04.0869080042	404	04.1021E10003	413	04.81732Z1D80	287
04.0754B18001	390	04.0870120040	404	04.1021ES6003	413	04.81732Z1S80	287
04.0799000008	403	04.0870120042	404	04.1041006000	413	04.81732ZV1BD	286
04.0801040040	391	04.0871120040	404	04.1041006001	413	04.81732ZV1BS	286
04.0801040042	391	04.0871120042	404	04.1042005001	414	04.82112Z1INUP	289
04.0802040042	391	04.0872120040	405	04.1042006000	414	04.82120Z1INUP	290
04.0805050040	391	04.0872120041	405	04.1042006001	414	04.823ASZ115DX	286
04.0805050041	391	04.0872120042	405	04.1042006008	414	04.823ASZ115SX	286
04.0805050042	391	04.0880070040	392	04.1042007000	414	04.875ASZ1006	286
04.0809E00009	393	04.0880070042	392	04.1042007001	414	04.875ASZ1006	291
04.0810000009	393	04.0895000000	392	04.1042008000	414	04.875ASZ12032	286
04.0810E00009	393	04.0895000042	392	04.1042008001	414	04.875ASZ12032	291
04.0815E40040	392	04.0901000009	393	04.1112020001	414	04.877A5PZ0060	286
04.0815E40042	392	04.0926000006	405	04.1112020002	414	04.890ACZ1010	296
04.0821100042	394	04.0929000001	405	04.1112025001	414	04.895ASZ110UP	289
04.0826060008	394	04.0930000009	406	04.1112025002	414	04.895ASZ115UP	290
04.0826060040	394	04.0932000009	406	04.1112030001	414	04.897ASZ11212	292
04.0826060042	394	04.0933S00001	406	04.1112030002	414	04.897ASZ1XL12	293
04.0826100002	394	04.0933S00009	406	04.1112040001	414	04.D0S8SNG000	326
04.0826100008	394	04.0935000040	407	04.1112040002	414	04.DARX090000	326
04.0826100040	394	04.0935000042	407	04.1280705409	345	04.DARX990000	327
04.0826100041	394	04.0936000002	407	04.1282854009	345	04.F010080009	298
04.0826100042	394	04.0936000009	407	04.1284857009	345	04.F123171708	303
04.0830100040	395	04.0940004008	408	04.1288602009	346	04.F124171701	303
04.0830100042	395	04.0940004202	408	04.1290924609	346	04.F261306000	337
04.0831100040	395	04.0940004208	408	04.1483610041	411	04.F2613B0000	337
04.0831100041	395	04.0940E04008	407	04.3760021000	376	04.F392808006	309
04.0831100042	395	04.0940E04208	407	04.3760108000	376	04.F700000309	335
04.0832100040	395	04.0952000900	408	04.4247080040	373	04.F718440041	340
04.0832100042	395	04.0952001100	408	04.4247084041	372	04.F80600NS00D	285
04.0840000001	396	04.0952001200	408	04.4881020041	344	04.F80600NS00S	285
04.0840000009	396	04.0952001400	408	04.5104860000	397	04.F80614P2VID	285
04.0841000009	396	04.0955E11601	409	04.5104870000	397	04.F80614P2VIS	285
04.0846000040	399	04.0955E11602	409	04.5104880000	397	04.F80622D009	285
04.0846000041	399	04.0955E11608	409	04.5104890000	398	04.F80622S009	285
04.0846000042	399	04.0955E84401	409	04.5106860000	398	04.F807000100D	292
04.0846000054	399	04.0955E84402	409	04.5106870000	398	04.F807000100S	292
04.0847000040	400	04.0955E84408	409	04.5106880000	399	04.F80702Z1IND	292
04.0847000041	400	04.0955E94901	409	04.5106880040	399	04.F80702Z1INS	292
04.0847000042	400	04.0955E94902	409	04.5106890000	399	04.F810123739	287
04.0847000054	400	04.0955E94908	409	04.5106890040	399	04.F810123740	287
04.0848050040	400	04.0960I00001	409	04.5169000008	276	04.F810123742	287
04.0848050042	400	04.0960I00002	409	04.5269000008	276	04.F81632D009	287
04.0848050054	400	04.0960S00001	409	04.6469000008	276	04.F81632S009	287
04.0849000040	400	04.0960S00002	409	04.6556000000	279	04.F875ACZ10060	288
04.0849000042	400	04.0ACC025600	335	04.6869000008	273	04.F875ACZ120	288
04.0849000054	400	04.1000000C00	411	04.7015000008	273	04.F897ASZ1607	292
04.0850100040	401	04.1000000C03	411	04.7115000008	271	04.F902800009	284
04.0850100041	401	04.1000000C04	411	04.801000100D	291	04.FD006SNB00	325
04.0850100042	401	04.1000000C11	411	04.801000100S	291	04.FD006SNG00	325
04.0851060041	401	04.1006000003	410	04.80122ZVIND	291	04.FD064SNBN0	326
04.0852060040	402	04.1010007001	412	04.80122ZVINS	291	04.FD064SNGN0	326
04.0852060041	402	04.1010007003	412	04.807XL010000	293	04.FMA1127041	327
04.0852060042	402	04.1010007006	412	04.807XLZ1INDX	293	04.FMP1100F00	401
04.0860040042	402	04.1010007008	412	04.807XLZ1INSX	293	04.K145251000	374

04.K145356000 373
04.K145435000 374
04.K145436000 374
04.K145500000 375
04.K186321000 375
04.K186351S00 375
04.P097200000 381
04.P097300000 381
04.P097600000 383
04.P133600000 382
04.P136500000 377
04.P136600000 378
04.P164100000 382
04.P194000000 383
04.P207800000 379
04.P207900000 380
04.P208000000 379
04.P208100000 378
04.P208200000 383
04.P213700000 380
06.0088704000 316
06.0088705000 316
06.0088706000 316
06.0088707000 316
06.0088708000 316
06.0088710000 316
06.0089704000 317
06.0089705000 317
08.101402S000 374
08.1255000000 375
08.2763120000 375
08.F125250000 375
08.P098200000 384
08.P134500000 384
08.P213800000 384
1/122 303
26228786 356
559 02 333
559 03 334

ART. - ITEM
04.0002

Bussola
Brass socket

Bussola reggiripiano in ottone. Finiture disponibili: grezza, bronzata, nichelata.
Brass shelf support socket. Finishing: raw, bronze, nickel.

DATI TECNICI/TECHNICAL DATA mm

Ø	7	7	7	7	8,5
F	5MA	4MA	5MA	5MA	6MA
L	9	8,5	15	12	11



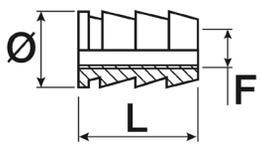

COD.	DESCRIZIONE / DESCRIPTION	
04.00024M8500	**BUSSOLA Ø7 FIL.M4 OTTONE LUNG.MM.8,5** / *BRASS SOCKET Ø7 THREAD M4 L.8,5MM.*	1000 PZ
04.00025M1200	**BUSSOLA Ø7 FIL.M5 OTTONE LUNGH.MM.12** / *BRASS SOCKET Ø7 THREAD M5 L.12MM.*	500 PZ
04.00025M1500	**BUSSOLA Ø7 FIL.M5 OTTONE LUNGH.MM.15** / *BRASS SOCKET Ø7 THREAD M5 L.15MM.*	500 PZ
04.00025M1501	**BUSSOLA Ø7 FIL.M5 BRONZO LUNGH.MM.15** / *BRONZED SOCKET Ø7 THREAD M5 L.15MMM.*	500 PZ
04.00025M1508	**BUSSOLA Ø7 FIL.M5 NICHEL LUNGH.MM.15** / *NICKEL PLATED SOCKET Ø7 M5 L.15MM.*	500 PZ
04.00025M8500	**BUSSOLA Ø7 FIL.M5 OTTONE LUNG.MM.9** / *BRASS SOCKET Ø7 THREADED M5 L.8,5MM.*	1000 PZ
04.00025M8501	**BUSSOLA Ø7 FIL.M5 BRONZO LUNG.MM.9** / *BRONZED SOCKET Ø7 THREAD M5 L.8,5MM.*	1000 PZ
04.00025M8508	**BUSSOLA Ø7 FIL.M5 NICHEL LUNG.MM.9** / *NICKEL PL.SOCKET Ø7 THREAD M5 L.8,5MM.*	1000 PZ
04.00026M1100	**BUSSOLA Ø8,5 FIL.M6 OTTONE LUN.MM.10,3** / *BRASS SOCKET Ø 8,5 THREAD M6 L.11MM.*	1000 PZ

ART. - ITEM
04.0004

Bussola esagonale
Hexagonal bush

Bussola reggiripiano esagonale in ottone. Finitura: grezza.
Hexagonal brass shelf support socket. Finishing: raw.

DATI TECNICI/TECHNICAL DATA mm

Ø	7	7
F	5MA	4MA
L	9	9



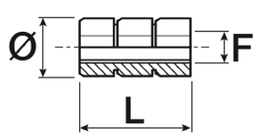

COD.	DESCRIZIONE / DESCRIPTION	
04.0004M40900	**BUSSOLA ESAGONALE FIL.M4 OTTONE LUN.MM.9** / *HEXAGONAL BRASS SOCKET M4 L.9MM*	500 PZ
04.0004M50900	**BUSSOLA ESAGONALE FIL.M5 OTTONE LUN.MM.9** / *HEXAGONAL BRASS SOCKET M5 L.9MM*	500 PZ

ART. - ITEM
04.0004Z

Bussola esagonale in zama
Die-cast hexagonal bush

Bussola reggiripiano esagonale in zama. Finitura: grezza.
Hexagonal brass shelf support socket. Finishing: raw.

DATI TECNICI/TECHNICAL DATA mm	
Ø	7
F	4MA
L	9



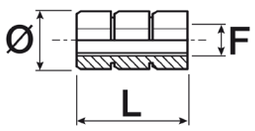

COD.	DESCRIZIONE / DESCRIPTION	
04.0004M4Z900	**BUSSOLA ESAGONALE FIL.M4 ZAMA LUN.MM.9** / *HEXAGONAL ZAMAK SOCKET M4 L.9MM*	500 PZ

ART. - ITEM
04.0005

Bussola ad espansione
Expansion bush

Bussola ad espansione in ottone senza sfera. Finitura: grezza.
Brass expansion socket without ball. Finishing: raw

DATI TECNICI/TECHNICAL DATA mm	
L	8



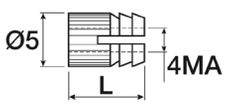

COD.	DESCRIZIONE / DESCRIPTION	
04.0005M40800	**BUSSOLA ART.311/A FIL.M4 AD ESPANSIONE** / *BRASS EXPANSION SOCKET M4 L.8MM.*	500 PZ

ART. - ITEM
04.0006

Bussola ad espansione in ottone
Brass expansion socket

Bussola ad espansione in ottone con e senza sfera. Finitura: grezza.
Brass expansion socket with or without ball. Finishing: raw.

DATI TECNICI/TECHNICAL DATA mm					
Ø	5,5	5,5	8	8	8
F	4MA	4MA	6MA	6MA	6MA
L	10	7,5	15	12	9
L1	3	2	3	3	3



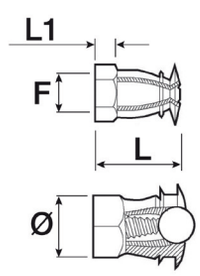

COD.	DESCRIZIONE / DESCRIPTION		
04.0006M41000	**BUSSOLA AD ESPANS.FIL.M4 LUNG.10 C/SFERA** / *BRASS SOCKET M4 L.10 WITH BALL*	500 PZ	1000 PZ
04.0006M60900	**BUSSOLA AD ESPANS.FIL.M6 LUNG.9 C/SFERA** / *BRASS SOCKET M6 L.9 WITH BALL*	500 PZ	1000 PZ
04.0006M61200	**BUSSOLA AD ESPANS.FIL.M6 LUNG.12 C/SFERA** / *BRASS SOCKET M6 L.12 WITH BALL*	500 PZ	1000 PZ
04.0006M61500	**BUSSOLA AD ESPANS.FIL.M6 LUNG.15 C/SFERA** / *BRASS SOCKET M6 L.15 WITH BALL*	500 PZ	1000 PZ
04.0006S40800	**BUSSOLA AD ESPANS.FIL.M4 LUNG.7,5 S/SFER** / *BRASS SOCKET M4 L.7,5 W/OUT BALL*	500 PZ	1000 PZ
04.0006S41000	**BUSSOLA AD ESPANS.FIL.M4 LUNG.10 S/SFERA** / *BRASS SOCKET M4 L.10 W/OUT BALL*	500 PZ	1000 PZ
04.0006S60900	**BUSSOLA AD ESPANS.FIL.M6 LUNG.9 S/SFERA** / *BRASS SOCKET M6 L.9 W/OUT BALL*	500 PZ	1000 PZ
04.0006S61200	**BUSSOLA AD ESPANS.FIL.M6 LUNG.12 S/SFERA** / *BRASS SOCKET M6 L.12 W/OUT BALL*	500 PZ	1000 PZ

ART. - ITEM
04.0016

Bussola con esagono
Socket with hexagon

Bussola in zama con esagono incassato. Tutte disponibili in finitura grezza. La misura 6MA lung.13 è disponibile anche in finitura tropicalizzata.
Zamak hexagonal socket. All sizes available raw. Size 6MA lenght 13 is available also finishing tropical.



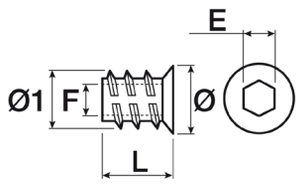

DATI TECNICI/TECHNICAL DATA mm

Ø	12	12	12	12	12	14	14	14	14	14	14	16,2
E	6	6	6	6	6	8	8	8	8	8	8	10
F	6MA	6MA	6MA	6MA	6MA	8MA	8MA	8MA	7/16	7/16	7/16	10MA
L	13	20	17	15	10	20	24	15	15	24	20	18
Ø1	10,5	10,5	10,5	10,5	10,5	12	12	12	12	12	12	15

COD.	DESCRIZIONE / DESCRIPTION		
04.00160613C0	**BUSSOLA 6MAX13 GREZZA C/ESAGONO 50PZ** / *RAW ZAMAK SOCKET W/HEXAGON 6MAX13 50PCS*	5 CF	50 CF
04.001606M100	**BUSSOLA C/ESAGONO FIL.M6 LUNG.10 GREZZA** / *RAW ZAMAK SOCKET WITH HEXAGON 6MAX10*	500 PZ	10000 PZ
04.001606M130	**BUSSOLA C/ESAGONO FIL.M6 LUNG.13** / *RAW ZAMAK SOCKET WITH HEXAGON 6MAX13*	1000 PZ	10000 PZ
04.001606M136	**BUSSOLA C/ESAGONO FIL.M6 LUNG.13 TROPIC.** / *TROP. ZAMAK SOCKET WITH HEXAGON 6MAX13*	400 PZ	10000 PZ
04.001606M150	**BUSSOLA C/ESAGONO FIL.M6 LUNG.15 GREZZA** / *RAW ZAMAK SOCKET WITH HEXAGON 6MAX15*	400 PZ	5000 PZ
04.001606M170	**BUSSOLA C/ESAGONO FIL.M6 LUNG.17 GREZZA** / *RAW ZAMAK SOCKET WITH EXHAGON 6MAX17*	400 PZ	5000 PZ
04.001606M200	**BUSSOLA C/ESAGONO FIL.M6 LUNG.20 GREZZA** / *RAW ZAMAK SOCKET WITH HEXAGON 6MAX20*	400 PZ	5000 PZ
04.0016076150	**BUSSOLA C/ESAGONO FIL.7/16 LUNG.15 GREZZ** / *RAW ZAMAK SOCKET WITH HEXAGON 7/16MAX15*	400 PZ	5000 PZ
04.0016076200	**BUSSOLA C/ESAGONO FIL.7/16 LUNG.20 GREZZ** / *RAW ZAMAK SOCKET WITH HEXAGON 7/16MAX20*	400 PZ	2500 PZ
04.0016076240	**BUSSOLA C/ESAGONO FIL.7/16 LUNG.24 GREZZ** / *RAW ZAMAK SOCKET WITH HEXAGON 7/16X24*	400 PZ	2500 PZ
04.00160815C0	**BUSSOLA 8MAX15 GREZZA C/ESAGONO 50PZ** / *RAW ZAMAK SOCKET W/HEXAGON 8MAX15 50PCS*	5 CF	50 CF
04.001608M150	**BUSSOLA C/ESAGONO FIL.M8 LUNG.15 GREZZA** / *RAW ZAMAK SOCKET WITH HEXAGON 8MAX15*	500 PZ	5000 PZ
04.001608M200	**BUSSOLA C/ESAGONO FIL.M8 LUNG.20 GREZZA** / *RAW ZAMAK SOCKET WITH HEXAGON 8MAX20*	400 PZ	2500 PZ
04.001608M240	**BUSSOLA C/ESAGONO FIL.M8 LUNG.24 GREZZA** / *RAW ZAMAK SOCKET WITH HEXAGON 8MAX24*	400 PZ	2500 PZ
04.001610M180	**BUSSOLA C/ESAGONO FIL.M10 LUNG.18 GREZZA** / *RAW ZAMAK SOCKET WITH HEXAGON 10MAX18*	400 PZ	2500 PZ

ART. - ITEM
04.0016F

Bussola con esagono in ferro
Iron hexagonal socket

Bussola con esagono in ferro zincato.
Zinc plated iron hexagonal socket.

DATI TECNICI/TECHNICAL DATA mm

Ø	8	12	12	12	12	14	14	14	14	16,2
E	4	6	6	6	6	8	8	8	8	10
F	4MA	6MA	6MA	6MA	6MA	8MA	8MA	8MA	8MA	10MA
L	10	24	17	20	13	24	20	13	15	20
Ø1	8	10,5	10,5	10,5	10,5	12	12	12	12	15



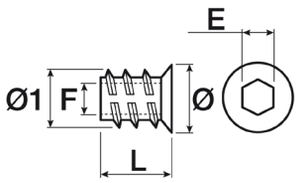

COD.	DESCRIZIONE / DESCRIPTION		
04.001604M090	**BUSSOLA C/ESAGONALE 4MAX10 FERRO ZINC.** / *IRON ZINC PLATED SOCKET W/HEXAGON M4X10*	500 PZ	8000 PZ
04.0016102000	**BUSSOLA C/ESAGONALE 10MAX20 FERRO ZINC.** / *IRON ZINC PLATED SOCKET W/HEXAGON M10X20*	200 PZ	1000 PZ
04.0016F6M139	**BUSSOLA C/ESAGONALE 6MAX13 FERRO ZINC.** / *IRON ZINC PLATED SOCKET W/HEXAGON M6X13*	200 PZ	4000 PZ
04.0016F6M159	**BUSSOLA C/ESAGONALE 6MAX15 FERRO ZINC.** / *IRON ZINC PLATED SOCKET W/HEXAGON M6X15*	200 PZ	3000 PZ
04.0016F6M179	**BUSSOLA C/ESAGONALE 6MAX17 FERRO ZINC.** / *IRON ZINC PLATED SOCKET W/HEXAGON M6X17*	200 PZ	2500 PZ
04.0016F6M209	**BUSSOLA C/ESAGONALE 6MAX20 FERRO ZINC.** / *IRON ZINC PLATED SOCKET W/HEXAGON M6X20*	200 PZ	2000 PZ
04.0016F6M249	**BUSSOLA C/ESAGONALE 6MAX24 FERRO ZINC.** / *IRON ZINC PLATED SOCKET W/HEXAGON M6X24*	200 PZ	2000 PZ
04.0016F8M139	**BUSSOLA C/ESAGONALE 8MAX13 FERRO ZINC.** / *IRON ZINC PLATED SOCKET W/HEXAGON M8X13*	200 PZ	2500 PZ
04.0016F8M159	**BUSSOLA C/ESAGONALE 8MAX15 FERRO ZINC.** / *IRON ZINC PLATED SOCKET W/HEXAGON M8X15*	200 PZ	2000 PZ
04.0016F8M209	**BUSSOLA C/ESAGONALE 8MAX20 FERRO ZINC.** / *IRON ZINC PLATED SOCKET W/HEXAGON M8X20*	200 PZ	1500 PZ
04.0016F8M249	**BUSSOLA C/ESAGONALE 8MAX24 FERRO ZINC.** / *IRON ZINC PLATED SOCKET W/HEXAGON M8X24*	200 PZ	1300 PZ

ART. - ITEM
04.0020

Bussola in ferro
Iron socket

Bussola in ferro tropicalizzato senza esagono.
Yellow zinc plated iron socket without hexagon.

DATI TECNICI/TECHNICAL DATA mm

Ø	9,5	9,5	9,5	9,5	9,5	12	12	12	12	15	15	15	15
F	6MA	6MA	6MA	6MA	6MA	8MA	8MA	8MA	8MA	10MA	10MA	10MA	10MA
L	12	30	25	15	20	25	30	20	15	30	25	20	15



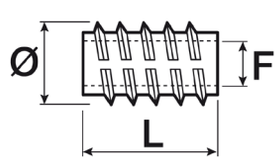

COD.	DESCRIZIONE / DESCRIPTION	
04.002006M126	**BUSSOLA Ø9,5 6MAX12 TROPICAL.** / *YELLOW ZINC PLATED SOCKET Ø9,5 6MAX12*	200 PZ
04.002006M156	**BUSSOLA Ø9,5 6MAX15 TROPICAL.** / *YELLOW ZINC PLATED SOCKET Ø9,5 6MAX15*	200 PZ
04.002006M206	**BUSSOLA Ø9,5 6MAX20 TROPICAL.** / *YELLOW ZINC PLATED SOCKET Ø9,5 6MAX20*	200 PZ
04.002006M256	**BUSSOLA Ø9,5 6MAX25 TROPICAL.** / *YELLOW ZINC PLATED SOCKET Ø9,5 6MAX25*	200 PZ
04.002006M306	**BUSSOLA Ø9,5 6MAX30 TROPICAL.** / *YELLOW ZINC PLATED SOCKET Ø9,5 6MAX30*	200 PZ
04.002008M156	**BUSSOLA Ø12 8MAX15 TROPICAL.** / *YELLOW ZINC PLATED SOCKET Ø12 8MAX15*	200 PZ
04.002008M206	**BUSSOLA Ø12 8MAX20 TROPICAL.** / *YELLOW ZINC PLATED SOCKET Ø12 8MAX20*	200 PZ
04.002008M256	**BUSSOLA Ø12 8MAX25 TROPICAL.** / *YELLOW ZINC PLATED SOCKET Ø12 8MAX25*	200 PZ
04.002008M306	**BUSSOLA Ø12 8MAX30 TROPICAL.** / *YELLOW ZINC PLATED SOCKET Ø12 8MAX30*	200 PZ
04.002010M156	**BUSSOLA Ø15 10MAX15 TROPICAL.** / *YELLOW ZINC PLATED SOCKET Ø15 10MAX15*	100 PZ
04.002010M206	**BUSSOLA Ø15 10MAX20 TROPICAL.** / *YELLOW ZINC PLATED SOCKET Ø15 10MAX20*	100 PZ
04.002010M256	**BUSSOLA Ø15 10MAX25 TROPICAL.** / *YELLOW ZINC PLATED SOCKET Ø15 10MAX25*	100 PZ
04.002010M306	**BUSSOLA Ø15 10MAX30 TROPICAL.** / *YELLOW ZINC PLATED SOCKET Ø15 10MAX30*	100 PZ
04.002010M396	**BUSSOLA Ø15 10MAX39 TROPICAL.** / *YELLOW ZINC PLATED SOCKET Ø15 10MAX39*	100 PZ

ART. - ITEM
04.0021

Bussola in ottone
Brass bush

Bussola in ottone. Finitura: grezza.
Brass socket. Finishing: raw.

DATI TECNICI/TECHNICAL DATA mm	
Ø	7
F	4MA
L	10



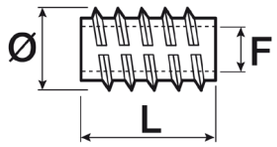

COD.	DESCRIZIONE / DESCRIPTION	
04.0021000000	**BUSSOLA OTTONE 4MA Ø7 L.10 PASSO LEGNO** / *BRASS SOCKET M4 Ø7 L.10 WOOD THREAD*	500 PZ

ART. - ITEM
04.0022

Bussola a spina
Pin bush

Bussola a spina in ferro tropicalizzato.
Yellow zinc plated iron pin socket.

DATI TECNICI/TECHNICAL DATA mm		
Ø	9,5	12
F	6MA	8MA
L	25	30
Ø1	8	10



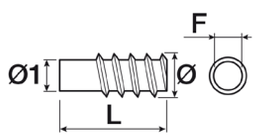

COD.	DESCRIZIONE / DESCRIPTION		
04.00226M2506	**BUSSOLA A SPINA Ø10 6MAX25 TROPICAL** / *TROPICALIZED PIN SOCKET M6 Ø10 L.25*	100 PZ	500 PZ
04.00228M3006	**BUSSOLA A SPINA Ø12 8MAX30 TROPICAL.** / *TROPICALIZED PIN SOCKET M8 Ø12 L.30*	100 PZ	500 PZ

ART. - ITEM
04.0200

Fondello a 4 punte
Teenut with 4 nails

Fondello a 4 punte in ferro. Finitura: grezza.
Iron teenut with 4 nails. Finishing: raw.

DATI TECNICI/TECHNICAL DATA mm					
Ø	17	18	19	22	25
F	4MA	5MA	6MA	8MA	10MA
H	7	8	9	10	12
Ø1	6	7	8	10	12



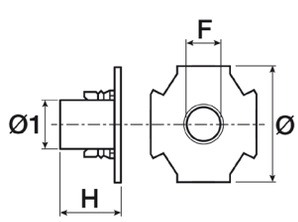

COD.	DESCRIZIONE / DESCRIPTION		
04.020004M000	**FONDELLO IN FERRO 4MA A 4 PUNTE** / *IRON TEENUT 4MA WITH 4 NAILS*	500 PZ	10000 PZ
04.020005M000	**FONDELLO IN FERRO 5MA A 4 PUNTE** / *IRON TEENUT 5MA WITH 4 NAILS*	500 PZ	10000 PZ
04.020006M000	**FONDELLO IN FERRO 6MA A 4 PUNTE** / *IRON TEENUT 6MA WITH 4 NAILS*	500 PZ	10000 PZ
04.020008M000	**FONDELLO IN FERRO 8MA A 4 PUNTE** / *IRON TEENUT 8MA WITH 4 NAILS*	500 PZ	5000 PZ
04.020010M000	**FONDELLO IN FERRO 10MA A 4 PUNTE** / *IRON TEENUT 10MA WITH 4 NAILS*	500 PZ	4000 PZ

ART. - ITEM
04.0200E

Fondello a 4 punte
Teenut with 4 nails

Fondello a 4 punte in ferro. Finitura: zincata.
Iron teenut with 4 nails. Finishing: zinc plated.

DATI TECNICI/TECHNICAL DATA mm			
Ø	17	22	25
F	6MA	8MA	10MA
H	10	10	12
Ø1	7	9	11



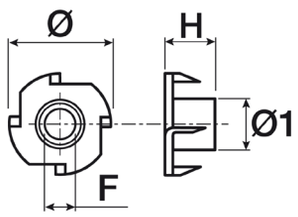

COD.	DESCRIZIONE / DESCRIPTION		
04.0200E1M009	**FONDELLO IN FERRO 10MA FERRO ZINCATO** / *IRON TEENUT 10MA WITH 4 NAILS*	500 PZ	4000 PZ
04.0200E6M009	**FONDELLO IN FERRO 6MA FERRO ZINCATO** / *IRON TEENUT 6MA WITH 4 NAILS*	500 PZ	10000 PZ
04.0200E8M009	**FONDELLO IN FERRO 8MA FERRO ZINCATO** / *IRON TEENUT 8MA WITH 4 NAILS*	500 PZ	7500 PZ

ART. - ITEM
04.0201

Fondello da avvitare
Screw-on teenut

Fondello da avvitare a 3 fori in ferro. Finitura: tropicalizzata.
Iron screw-on teenut with 3 holes. Finishing: yellow zinc plated.

DATI TECNICI/TECHNICAL DATA mm		
Ø	25	29
F	8MA	10MA
H	10	10
Ø1	10	11,5



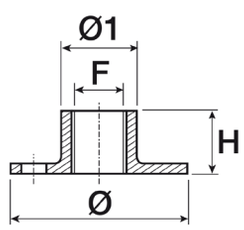

COD.	DESCRIZIONE / DESCRIPTION	
04.020108M006	**FONDELLO ART.29 8MA F.TROPICALIZZATO** / *YELLOW ZINC PLATED TEENUT ART.29 8MA*	500 PZ
04.020110M006	**FONDELLO ART.29 10MA F.TROPICALIZZATO** / *YELLOW ZINC PLATED TEENUT ART.29 10MA*	500 PZ

ART. - ITEM
04.0024

Bussola in nylon
Nylon socket

Bussola in nylon, con finitura neutra.
Nylon socket with neutral finishing.

DATI TECNICI/TECHNICAL DATA mm			
Ø	11	11	11
F	6MA	6MA	4MA
L	13	11	11



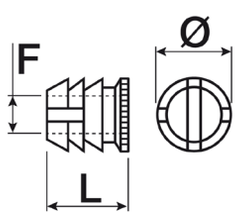

COD.	DESCRIZIONE / DESCRIPTION		
04.00244M1100	**BUSSOLA NYLON Ø11 4MAX11** / *NYLON SOCKET ART.513 Ø11 4MAX11*	500 PZ	10000 PZ
04.00246E1100	**BUSSOLA NYLON Ø11 6MAX11 AD ESP.** / *EXPANSION NYLON SOCKET Ø11 6MAX11*	500 PZ	10000 PZ
04.00246M1100	**BUSSOLA NYLON Ø11 6MAX11** / *NYLON SOCKET ART.513 Ø11 6MAX11*	500 PZ	10000 PZ
04.00246M1300	**BUSSOLA NYLON Ø11 6MAX13** / *NYLON SOCKET ART.513 Ø11 6MAX13*	500 PZ	5000 PZ

ART. - ITEM
04.0025

Bussola in nylon ad espansione
Expansion nylon bush

Bussola in nylon con finitura neutra, autofilettante ad espansione.
Expansion socket with neutral finishing, self-threading.

DATI TECNICI/TECHNICAL DATA mm		
L	9,5	12



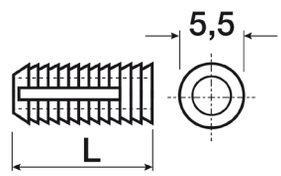

COD.	DESCRIZIONE / DESCRIPTION		
04.0025009500	**BUSSOLA NYLON Ø5 LUNG.MM.9,5** / *EXPANSION NYLON SOCKET Ø5 L.9,5MM*	500 PZ	2000 PZ
04.0025013000	**BUSSOLA NYLON Ø5 LUNG.MM.12** / *EXPANSION NYLON SOCKET Ø5 L.12MM*	500 PZ	2000 PZ

ART. - ITEM
04.0026

Bussola nylon
Nylon socket

Bussola nylon con finitura neutra.
Nylon socket with neutral finishing.

DATI TECNICI/TECHNICAL DATA mm			
Ø	8	8	8
F	6MA	5MA	4MA
L	11	11	11



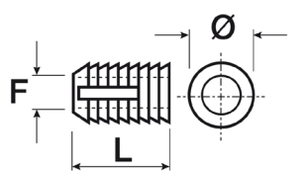

COD.	DESCRIZIONE / DESCRIPTION		
04.00264M1100	**BUSSOLA NYLON Ø8 4MAX11** / *NYLON SOCKET Ø8 4MAX11*	500 PZ	5000 PZ
04.00265M1100	**BUSSOLA NYLON Ø8 5MAX11** / *NYLON SOCKET Ø8 5MAX11*	500 PZ	5000 PZ
04.00266M1100	**BUSSOLA NYLON Ø8 6MAX11** / *NYLON SOCKET Ø8 6MAX11*	500 PZ	5000 PZ

ART. - ITEM
04.0040

Reggiripiano
Shelf support

Reggiripiano filettato. Finiture disponibili: ottonata, nichelata, bronzata.
Threaded shelf support. Available finishing: brassed, nickel plated, bronzed.



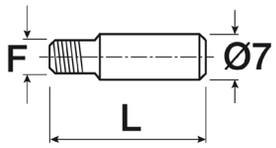

DATI TECNICI/TECHNICAL DATA mm

F	4MA	5MA	5MA	5MA	5MA	6MA	6MA
L	20	30	25	20	16	25	20

COD.	DESCRIZIONE / DESCRIPTION		
04.00404M2001	**REGGIRIPIANO 4MAX20 BRONZATO** / *BRONZED SHELF SUPPORT 4MAX20*	500 PZ	1000 PZ
04.00405M1501	**REGGIRIPIANO 5MAX16 BRONZATO** / *BRONZED SHELF SUPPORT 5MAX16*	500 PZ	2000 PZ
04.00405M1502	**REGGIRIPIANO 5MAX16 OTTONATO** / *BRASSED SHELF SUPPORT 5MAX16*	500 PZ	2000 PZ
04.00405M1508	**REGGIRIPIANO 5MAX16 NICHELATO** / *NICKEL PLATED SHELF SUPPORT 5MAX16*	500 PZ	2000 PZ
04.00405M2001	**REGGIRIPIANO 5MAX20 BRONZATO** / *BRONZED SHELF SUPPORT 5MAX20*	500 PZ	1000 PZ
04.00405M2002	**REGGIRIPIANO 5MAX20 OTTONATO** / *BRASSED SHELF SUPPORT 5MAX20*	500 PZ	1000 PZ
04.00405M2008	**REGGIRIPIANO 5MAX20 NICHELATO** / *NICKEL PLATED SHELF SUPPORT 5MAX20*	500 PZ	1000 PZ
04.00405M2502	**REGGIRIPIANO 5MAX25 OTTONATO** / *BRASSED SHELF SUPPORT 5MAX25*	500 PZ	1000 PZ
04.00405M2508	**REGGIRIPIANO 5MAX25 NICHELATO** / *NICKEL PLATED SHELF SUPPORT 5MAX25*	500 PZ	1000 PZ
04.00405M3002	**REGGIRIPIANO 5MAX30 OTTONATO** / *BRASSED SHELF SUPPORT 5MAX30*	500 PZ	500 PZ
04.00405M3008	**REGGIRIPIANO 5MAX30 NICHELATO** / *NICKEL PLATED SHELF SUPPORT 5MAX30*	500 PZ	500 PZ
04.00406M2001	**REGGIRIPIANO 6MAX20 BRONZATO** / *BRONZED SHELF SUPPORT 6MAX20*	500 PZ	1000 PZ
04.00406M2002	**REGGIRIPIANO 6MAX20 OTTONATO** / *BRASSED SHELF SUPPORT 6MAX20*	500 PZ	1000 PZ
04.00406M2008	**REGGIRIPIANO 6MAX20 NICHELATO** / *NICKEL PLATED SHELF SUPPORT 6MAX20*	500 PZ	1000 PZ
04.00406M2502	**REGGIRIPIANO 6MAX25 OTTONATO** / *BRASSED SHELF SUPPORT 6MAX25*	500 PZ	1000 PZ

ART. - ITEM
04.0042

Reggiripiano con anello
Shelf support with o-ring

Reggiripiano filettato con anello in gomma. Finiture disponibili: ottonata, nichelata, bronzata.
Threaded shelf support with o-ring. Available finishing: brassed, nickel plated, bronzed.

DATI TECNICI/TECHNICAL DATA mm

F	5MA	5MA	5MA	5MA	5MA	6MA	6MA
L	35	16	30	25	20	25	20



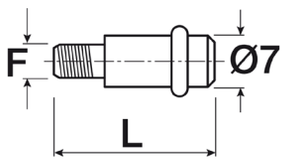

COD.	DESCRIZIONE / DESCRIPTION		
04.00425M1501	**REGGIRIPIANO 5MAX16 BRONZATO CON ANELLO** / *BRONZED SHELF SUPPORT 5MAX16 W/RING*	500 PZ	2000 PZ
04.00425M1502	**REGGIRIPIANO 5MAX16 OTTONATO CON ANELLO** / *BRASSED SHELF SUPPORT 5MAX16 W/RING*	500 PZ	2000 PZ
04.00425M1508	**REGGIRIPIANO 5MAX16 NICHELATO CON ANELLO** / *NICKEL PL.SHELF SUPPORT 5MAX16 W/RING*	500 PZ	2000 PZ
04.00425M2001	**REGGIRIPIANO 5MAX20 BRONZATO CON ANELLO** / *BRONZED SHELF SUPPORT 5MAX20 W/RING*	500 PZ	1000 PZ
04.00425M2002	**REGGIRIPIANO 5MAX20 OTTONATO CON ANELLO** / *BRASSED SHELF SUPPORT 5MAX20 W/RING*	500 PZ	1000 PZ
04.00425M2008	**REGGIRIPIANO 5MAX20 NICHELATO CON ANELLO** / *NICKEL PL.SHELF SUPPORT 5MAX20 W/RING*	500 PZ	1000 PZ
04.00425M2501	**REGGIRIPIANO 5MAX25 BRONZATO CON ANELLO** / *BRONZED SHELF SUPPORT 5MAX25 W/RING*	500 PZ	1000 PZ
04.00425M2502	**REGGIRIPIANO 5MAX25 OTTONATO CON ANELLO** / *BRASSED SHELF SUPPORT 5MAX25 W/RING*	500 PZ	1000 PZ
04.00425M2508	**REGGIRIPIANO 5MAX25 NICHELATO CON ANELLO** / *NICKEL PL.SHELF SUPPORT 5MAX25 W/RING*	500 PZ	1000 PZ
04.00425M3002	**REGGIRIPIANO 5MAX30 OTTONATO CON ANELLO** / *BRASSED SHELF SUPPORT 5MAX30 W/RING*	500 PZ	500 PZ
04.00425M3008	**REGGIRIPIANO 5MAX30 NICHELATO CON ANELLO** / *NICKEL PL.SHELF SUPPORT 5MAX30 W/RING*	500 PZ	500 PZ
04.00425M3502	**REGGIRIPIANO 5MAX35 OTTONATO CON ANELLO** / *BRASSED SHELF SUPPORT 5MAX35 W/RING*	500 PZ	500 PZ
04.00426M2001	**REGGIRIPIANO 6MAX20 BRONZATO CON ANELLO** / *BRONZED SHELF SUPPORT 6MAX20 W/RING*	500 PZ	1000 PZ
04.00426M2002	**REGGIRIPIANO 6MAX20 OTTONATO CON ANELLO** / *BRASSED SHELF SUPPORT 6MAX20 W/RING*	500 PZ	1000 PZ
04.00426M2502	**REGGIRIPIANO 6MAX25 OTTONATO CON ANELLO** / *BRASSED SHELF SUPPORT 6MAX25 W/RING*	500 PZ	1000 PZ
04.00426M2508	**REGGIRIPIANO 6MAX25 NICHELATO CON ANELLO** / *NICKEL PL.SHELF SUPPORT 6MAX20 W/RING*	500 PZ	1000 PZ

ART. - ITEM
04.0044

Reggiripiano
Shelf support

Reggiripiano 1/2 tondo filettato in ottone. Finiture disponibili: grezza, bronzata, nichelata.
Threaded raw brass shelf support, half round. Finishing: bronzed, nickel plated, raw.

DATI TECNICI/TECHNICAL DATA mm

F	5MA	6MA



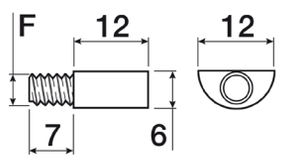

COD.	DESCRIZIONE / DESCRIPTION		
04.0044005M00	**REGGIRIPIANO ART.12 5MA OTTONE** / *BRASS SHELF SUPPORT 5MA*	200 PZ	1000 PZ
04.0044005M01	**REGGIRIPIANO ART.12 5MA BRONZATO** / *BRONZED SHELF SUPPORT 5MA*	200 PZ	1000 PZ
04.0044005M08	**REGGIRIPIANO ART.12 5MA NICHELATO** / *NICKEL PLATED SHELF SUPPORT 5MA*	200 PZ	1000 PZ
04.0044006M00	**REGGIRIPIANO ART.12 6MA OTTONE** / *BRASS SHELF SUPPORT ART.12 6MA*	200 PZ	1000 PZ

ART. - ITEM
04.0046

Reggiripiano
Shelf support

Reggiripiano 1/2 tondo in ottone grezzo.
Raw brass shelf support, half round.



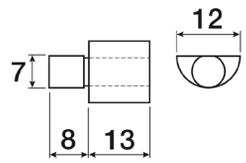

COD.	DESCRIZIONE / DESCRIPTION		
04.0046000000	**REGGIRIPIANO ART.15 1/2 TONDO OTTONE** / *BRASS SHELF SUPPORT ART.15*	250 PZ	500 PZ

ART. - ITEM
04.0047

Reggiripiano
Shelf support

Reggiripiano ferro per foro diametro 5mm. Finiture disponibili: bronzata, ottonata, nichelata, zincata.
Iron shelf support for hole diameter 5mm. Available finishing: bronzed, brassed, nickel plated, zinc plated.



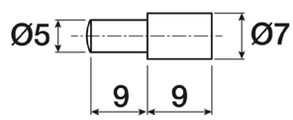

COD.	DESCRIZIONE / DESCRIPTION		
04.0047051801	**REGGIRIPIANO 5X7X18 BRONZATO** / *BRONZED SHELF SUPPORT 5X7X18*	500 PZ	1000 PZ
04.0047051802	**REGGIRIPIANO 5X7X18 OTTONATO** / *BRASSED SHELF SUPPORT 5X7X18*	500 PZ	1000 PZ
04.0047051808	**REGGIRIPIANO 5X7X18 NICHELATO** / *NICKEL PLATED SHELF SUPPORT 5X7X18*	500 PZ	1000 PZ
04.0047051809	**REGGIRIPIANO 5X7X18 ZINCATO** / *ZINC PLATED SHELF SUPPORT 5X7X18*	500 PZ	1000 PZ

ART. - ITEM
04.0048

Reggiripiano
Shelf support

Reggiripiano ferro per foro diametro 5mm. Finiture disponibili: bronzata, ottonata.
Iron shelf support for hole diameter 5mm. Available finishing: bronzed, brassed.



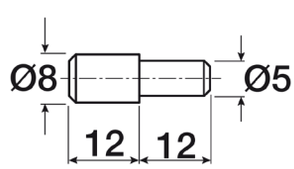

COD.	DESCRIZIONE / DESCRIPTION		
04.0048050801	**REGGIRIPIANO 5X8X23 BRONZATO** / *BRONZED SHELF SUPPORT 5X8X23*	500 PZ	1000 PZ
04.0048050802	**REGGIRIPIANO 5X8X23 OTTONATO** / *BRASSED SHELF SUPPORT 5X8X23*	500 PZ	1000 PZ

ART. - ITEM
04.0050

Reggiripiano stampato
Formed shelf support

Reggiripiano in ferro stampato. Finiture disponibili: ottonata, nichelata, bronzata.
Iron shelf support. Available finishing: brassed, nickel plated, bronzed.



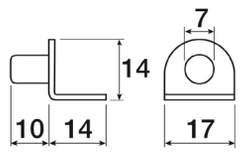

COD.	DESCRIZIONE / DESCRIPTION	
04.0050000001	**REGGIRIPIANO ART.4.10 BRONZATO** / *BRONZED SHELF SUPPORT ART.4.10*	500 PZ
04.0050000002	**REGGIRIPIANO ART.4.10 OTTONATO** / *BRASSED SHELF SUPPORT ART.4.10*	500 PZ
04.0050000008	**REGGIRIPIANO ART.4.10 NICHELATO** / *NICKEL PLATED SHELF SUPPORT ART.4.10*	500 PZ

ART. - ITEM
04.0052

Reggiripiano a paletta
Shelf support

Reggiripiano in ferro a paletta per foro diametro 5mm. Finiture disponibili: ottonata, nichelata, bronzata.
Iron shelf support for hole diameter 5mm. Available finishing: brassed, nickel plated, bronzed.



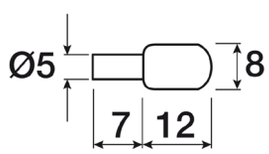

COD.	DESCRIZIONE / DESCRIPTION		
04.0052000501	**REGGIRIPIANO ART.80 PERNO Ø5 BRONZ** / *BRONZED SHELF SUPPORT ART.80 Ø5*	500 PZ	5000 PZ
04.0052000502	**REGGIRIPIANO ART.80 PERNO Ø5 OTT.** / *BRASSED SHELF SUPPORT ART.80 Ø5*	500 PZ	5000 PZ
04.0052000508	**REGGIRIPIANO ART.80 PERNO Ø5 NICH.** / *NICKEL PL. SHELF SUPPORT ART.80 Ø5*	500 PZ	5000 PZ

ART. - ITEM
04.0054

Reggiripiano
Shelf support

Reggiripiano ferro per foro diametro 5mm con 2 anelli in gomma.
Finiture disponibili: bronzata, ottonata, nichelata.
Iron shelf support for hole diameter 5mm with 2 rubber o-ring.
Available finishing: bronzed, brassed, nickel plated.

DATI TECNICI/TECHNICAL DATA mm

L	20	26



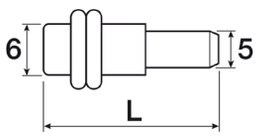

COD.	DESCRIZIONE / DESCRIPTION		
04.0054052001	**REGGIRIPIANO 5X6X20 CON 2 ANELLI F.BRONZ** / *BRONZED SHELF SUPPORT 5X6X20 W/2 RINGS*	500 PZ	1000 PZ
04.0054052002	**REGGIRIPIANO 5X6X20 CON 2 ANELLI F.OTT.** / *BRASSED SHELF SUPPORT 5X6X20 W/2 RINGS*	500 PZ	1000 PZ
04.0054052008	**REGGIRIPIANO 5X6X20 CON 2 ANELLI F.NICH** / *NIKEL PL.SHELF SUPPORT 5X6X20 W/2 RINGS*	500 PZ	1000 PZ
04.0054052601	**REGGIRIPIANO 5X6X26 CON 2 ANELLI F.BRONZ** / *BRONZED SHELF SUPPORT 5X6X26 W/2 RINGS*	500 PZ	1000 PZ
04.0054052602	**REGGIRIPIANO 5X6X26 CON 2 ANELLI F.OTTON** / *BRASSED SHELF SUPPORT 5X6X26 W/2 RINGS*	500 PZ	1000 PZ

ART. - ITEM
04.0055

Reggiripiano cilindrico
Cylindrical shelf support

Reggiripiano in ferro cilindrico. Finiture disponibili: ottonata, nichelata.
Iron cylindrical shelf support. Available finishing: brassed, nickel plated.





COD.	DESCRIZIONE / DESCRIPTION		
04.0055052508	**REGGIRIPIANO 5X25 NICHELATO 2/SMUSS.** / *NICKEL PLATED SHELF SUPPORT 5X25*	500 PZ	1000 PZ
04.0055062502	**REGGIRIPIANO 6X25 OTTONATO 2/SMUSS.** / *BRASSED SHELF SUPPORT 6X25*	500 PZ	1000 PZ

ART. - ITEM
04.0088

Reggiripiano con perno
Shelf support with pin

Reggiripiano con perno diametro 5mm e foro per vite 04.0566.
Finiture disponibili: ottonata, nichelata, bronzata.
Shelf support with pin diameter 5mm and hole for screw 04.0566.
Available finishing: brassed, nickel plated, bronzed.



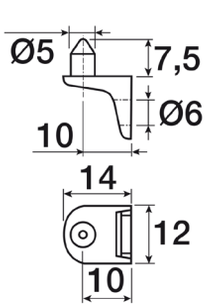

COD.	DESCRIZIONE / DESCRIPTION		
04.0088000001	**REGGIRIPIANO ART.141 BRONZATO** / *BRONZED SHELF SUPPORT ART.141*	200 PZ	1000 PZ
04.0088000002	**REGGIRIPIANO ART.141 OTTONATO** / *BRASSED SHELF SUPPORT ART.141*	200 PZ	1000 PZ
04.0088000008	**REGGIRIPIANO ART.141 NICHELATO** / *NICKEL PLATED SHELF SUPPORT ART.141*	200 PZ	1000 PZ

ART. - ITEM
04.0089

Reggiripiano con 2 perni
Shelf support with 2 pins

Reggiripiano con 2 perni per foro diametro 5mm. Finiture disponibili: ottonata, nichelata, bronzata.
Shelf support with 2 pins for hole diameter 5mm. Available finishing: brassed, nickel plated, bronzed.



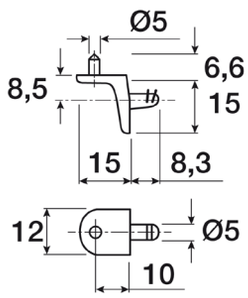

COD.	DESCRIZIONE / DESCRIPTION		
04.0089000001	**REGGIRIPIANO ART.143 BRONZATO** / *BRONZED SHELF SUPPORT ART.143*	200 PZ	2500 PZ
04.0089000002	**REGGIRIPIANO ART.143 OTTONATO** / *BRASSED SHELF SUPPORT ART.143*	200 PZ	2500 PZ
04.0089000008	**REGGIRIPIANO ART.143 NICHELATO** / *NICKEL PLATED SHELF SUPPORT ART.143*	200 PZ	2500 PZ

ART. - ITEM
04.7115

Reggimensola
Shelf support

Reggimensola in zama, con 2 perni. Finitura: nichelata. BREVETTATO-PATENT PENDING
Zamak shelf support with 2 pins. Finishing: nickel-plated. BREVETTATO-PATENT PENDING



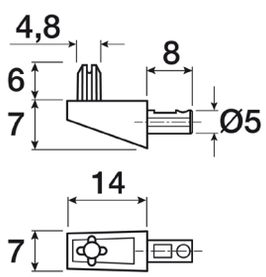

COD.	DESCRIZIONE / DESCRIPTION		
04.7115000008	**REGGIMENSOLA 2 PERNI NICHELATO** / *NICKEL PLATED SHELF SUPPORT W/2 PINS*	50 PZ	2500 PZ

ART. - ITEM
04.0065

Reggiripiano senza foro
Shelf support without hole

Reggiripiano senza foro con perno diametro 5mm. Finitura: nichelata.
Shelf support without hole, with pin diameter 5mm. Finishing: nickel plated



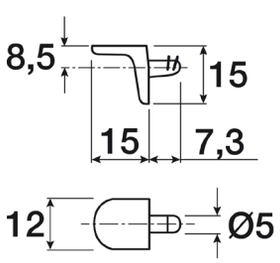

COD.	DESCRIZIONE / DESCRIPTION		
04.0065000008	**REGGIRIPIANO LISCIO S/FORO NICH.** / *NICKEL PL. SHELF SUPPORT WITHOUT HOLE*	200 PZ	5000 PZ

ART. - ITEM
04.0087

Reggiripiano con perno
Shelf support with pin

Reggiripiano in zama con perno diametro 5mm. Finitura: nichelata.
Zamak shelf support with pin diameter 5mm. Finishing: nickel plated.



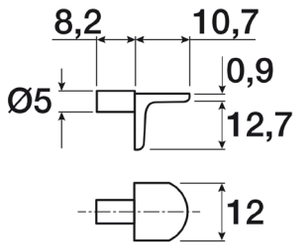

COD.	DESCRIZIONE / DESCRIPTION		
04.0087000008	**REGGIRIPIANO ART.144 NICHELATO** / *NICKEL PLATED SHELF SUPPORT ART.144*	200 PZ	5000 PZ

ART. - ITEM
04.0095

Reggiripiano
Shelf support

Reggiripiano in ferro con rondella. Finiture disponibili: bronzata, ottonata, nichelata, brunita.
Iron shelf support with washer. Available finishing: bronzed, brassed, nickel plated, black burnished.

DATI TECNICI/TECHNICAL DATA mm		
Ø	5	6
Ø1	5	6



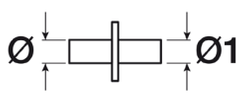

COD.	DESCRIZIONE / DESCRIPTION		
04.0095005501	**REGGIRIPIANO BRONZATO 5/5** / *BRONZED SHELF SUPPORT 5/5*	200 PZ	5000 PZ
04.0095005502	**REGGIRIPIANO OTTONATO 5/5** / *BRASSED SHELF SUPPORT 5/5*	200 PZ	5000 PZ
04.0095005509	**REGGIRIPIANO NICHELATO 5/5** / *NICKEL PLATED SHELF SUPPORT 5/5*	200 PZ	5000 PZ
04.0095006602	**REGGIRIPIANO 6/6 OTTONATO** / *BRASSED SHELF SUPPORT 6/6*	200 PZ	3500 PZ
04.0095006603	**REGGIRIPIANO 6/6 BRUNITO** / *BLACK BURNISHED SHELF SUPPORT 6/6*	200 PZ	3500 PZ
04.0095006608	**REGGIRIPIANO 6/6 NICHELATO** / *NICKEL PLATED SHELF SUPPORT 6/6*	200 PZ	3500 PZ

ART. - ITEM
04.0096

Reggiripiano stampato
Shelf support

Reggiripiano in ferro stampato. Finitura: zincata.
Iron shelf support. Finishing: zinc plated.

DATI TECNICI/TECHNICAL DATA mm	
Ø	5
Ø1	5



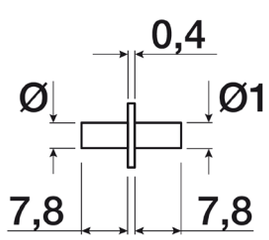

COD.	DESCRIZIONE / DESCRIPTION		
04.0096005509	**REGGIRIPIANO 5/5 STAMPATO ZINCATO** / *ZINC PLATED SHELF SUPPORT 5/5*	50 PZ	5000 PZ

ART. - ITEM
04.7015

Reggimensola
Shelf support

Reggimensola in zama. Finitura: nichelata. BREVETTATO-PATENT PENDING
Zamak shelf support. Finishing: nickel-plated. BREVETTATO-PATENT PENDING



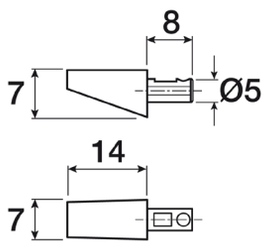

COD.	DESCRIZIONE / DESCRIPTION		
04.7015000008	**REGGIMENSOLA NICHELATO** / *NICKEL PLATED SHELF SUPPORT*	50 PZ	2500 PZ

ART. - ITEM
04.6869

Reggicristallo
Glass support

Reggicristallo in zama, con ventosa. Finitura: nichelata. BREVETTATO-PATENT PENDING
Zamak glass support with sucker. Finishing: nickel-plated. BREVETTATO-PATENT PENDING



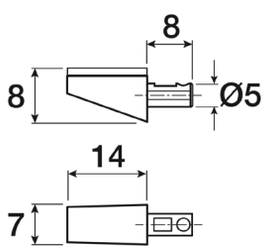

COD.	DESCRIZIONE / DESCRIPTION		
04.6869000008	**REGGICRISTALLO CON VENTOSA NICHELATO** / *NICKEL PLATED GLASS SUPPORT W/SUCKER*	50 PZ	2500 PZ

ART. - ITEM
04.0060

Reggiripiano con ventosa
Shelf support with sucker

Reggiripiano in zama con perno diametro 5mm con ventosa per cristalli. Finiture disponibili: ottonata, nichelata, bronzata.
Zamak shelf support with pin diameter 5mm and with sucker for glass. Available finishing: brassed, nickel plated, bronzed.



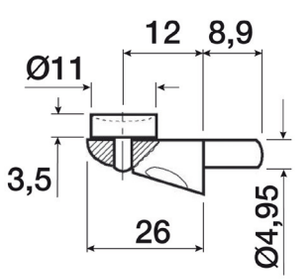

COD.	DESCRIZIONE / DESCRIPTION		
04.0060000001	**REGGIRIPIANO CON VENTOSA BRONZATO** / *BRONZED SHELF SUPPORT WITH SUCKER*	200 PZ	2500 PZ
04.0060000002	**REGGIRIPIANO CON VENTOSA OTTONATO** / *BRASSED SHELF SUPPORT WITH SUCKER*	200 PZ	2500 PZ
04.0060000008	**REGGIRIPIANO CON VENTOSA NICHELATO** / *NICKEL PLATED SHELF SUPPORT WITH SUCKER*	200 PZ	2500 PZ

ART. - ITEM
04.0062

Reggiripiano con ventosa
Shelf support with sucker

Reggiripiano in zama con perno diametro 5mm con ventosa per cristalli. Finiture disponibili: ottonata, nichelata, bronzata.
Zamak shelf support with pin diameter 5mm and with sucker for glass. Available finishing: brassed, nickel plated, bronzed.



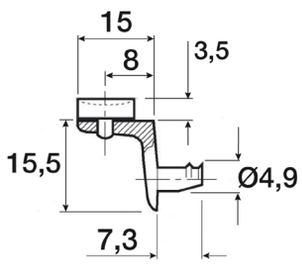

COD.	DESCRIZIONE / DESCRIPTION		
04.0062000001	**REGGIRIPIANO ART.140 C/VENTOSA BRONZ.** */ BRONZED SHELF SUPPORT ART.140 W/SUCKER*	200 PZ	1000 PZ
04.0062000002	**REGGIRIPIANO ART.140 C/VENTOSA OTT.** */ BRASSED SHELF SUPPORT ART.140 W/SUCKER*	200 PZ	1000 PZ
04.0062000008	**REGGIRIPIANO ART.140 C/VENTOSA NICH.** */ NICKEL PL.SHELF SUPPORT ART.140 W/SUCKER*	200 PZ	2500 PZ

ART. - ITEM
04.0068

Ventosa nylon
Nylon plastic sucker

Ventosa nylon da utilizzare con perno 04.0067 e 04.0067M. Finiture disponibili: bianca, nera, marrone, trasparente.
Nylon plastic sucker suitable for pin 04.0067 and 04.0067M. Available finishing: white, black, brown, clear.



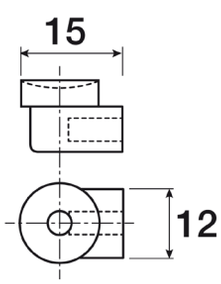

COD.	DESCRIZIONE / DESCRIPTION		
04.0068000040	**SOLO VENTOSA IN PLASTICA BIANCA** */ WHITE PLASTIC SUCKER*	200 PZ	1000 PZ
04.0068000041	**SOLO VENTOSA IN PLASTICA NERA** */ BLACK PLASTIC SUCKER*	200 PZ	1000 PZ
04.0068000042	**SOLO VENTOSA IN PLASTICA MARRONE** */ BROWN PLASTIC SUCKER*	200 PZ	1000 PZ
04.0068000044	**SOLO VENTOSA IN PLASTICA TRASPARENTE** */ CLEAR PLASTIC SUCKER*	200 PZ	1000 PZ

ART. - ITEM
04.0067

Perno liscio
Smooth pin

Perno ferro zincato liscio per ventosa Art.04.0068.
Zinc plated smooth pin for sucker 04.0068.

DATI TECNICI/TECHNICAL DATA mm			
Ø	3	5	6



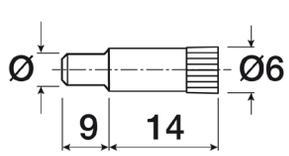

COD.	DESCRIZIONE / DESCRIPTION		
04.0067000309	**PERNO FERRO LISCIO Ø3 ZINCATO** */ ZINC PLATED PIN Ø3 MM.*	200 PZ	1000 PZ
04.0067000509	**PERNO FERRO LISCIO Ø5 ZINCATO** */ ZINC PLATED PIN Ø5 MM.*	200 PZ	1000 PZ
04.0067060009	**PERNO FERRO LISCIO Ø6 ZINCATO** */ ZINC PLATED PIN Ø6 MM.*	200 PZ	1000 PZ

ART. - ITEM
04.0067M

Perno filettato
Threaded pin

Perno ferro zincato filettato per ventosa Art.04.0068.
Zinc plated threaded pin for plastic sucker 04.0068.

DATI TECNICI/TECHNICAL DATA mm

F	5MA



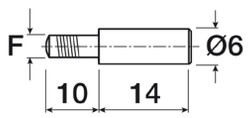

COD.	DESCRIZIONE / DESCRIPTION		
04.0067M50009	**PERNO 5MA ZINCATO** / *GALVANIZED PIN 5MA*	200 PZ	1000 PZ

ART. - ITEM
04.0072

Reggiripiano smontabile con ventosa
Removable shelf support with plastic casing

Reggiripiano con staffetta smontabile per il bloccaggio del vetro e con ventosa. Finitura: nichelata.
Shelf support with removable bracket and plastic sucker. Fin ishing: nickel plated.



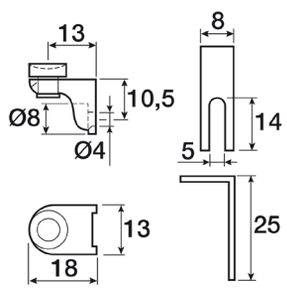

COD.	DESCRIZIONE / DESCRIPTION		
04.0072000008	**REGGIRIP.SMONT.C/VENTOSA ART.450 NICH.** / *NICKEL PL. REMOVABLE SHELF SUPP.W/SUCKER*	50 PZ	1000 PZ

ART. - ITEM
04.0073

Reggiripiano per vetro
Shelf support for glass

Reggiripiano in zama per vetro con grano in plastica. Finitura: nichelata.
Zamak shelf support for glass with plastic dowel. Finishing: nickel plated.



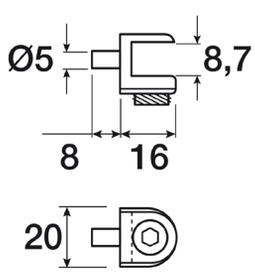

COD.	DESCRIZIONE / DESCRIPTION		
04.0073000508	**REGGICRISTALLI ART.561 Ø5 NICHELATO** / *NICKEL PL.SHELF SUPPORT Ø5 FOR GLASS*	50 PZ	1000 PZ

ART. - ITEM
04.0074

Reggiripiano per vetro
Shelf support for glass

Reggiripiano in acciaio per vetro con grano in plastica. Finitura: nichelata.
Steel shelf support for glass with plastic dowel. Finishing: nickel plated.

DATI TECNICI/TECHNICAL DATA mm

Ø	5



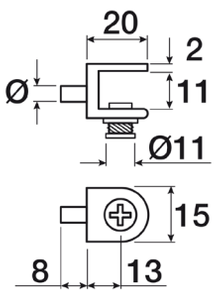

COD.	DESCRIZIONE / DESCRIPTION		
04.0074000508	**REGGIRIPIANO ART.535 NICH. C/VITE PLAST.** / *NICKEL PLATED SHELF SUPPORT WITH DOWEL*	50 PZ	1000 PZ

ART. - ITEM
04.5269

Reggicristallo
Glass support

Reggicristallo in zama. Finitura: nichelata.
Zamak glass support. Finishing: nickel-plated.

DATI TECNICI/TECHNICAL DATA mm

X	4-10mm	14-22mm	8-12mm



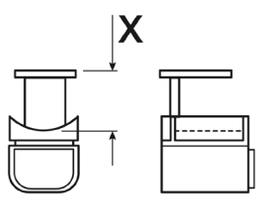

COD.	DESCRIZIONE / DESCRIPTION		
04.5169000008	**REGGICRISTALLO 4-10 NICHELATO** / *NICKEL PLATED GLASS SUPPORT 4-10*	50 PZ	2500 PZ
04.5269000008	**REGGICRISTALLO 14-22 NICHELATO** / *NICKEL PLATED GLASS SUPPORT 14-22*	50 PZ	2500 PZ
04.6469000008	**REGGICRISTALLO 8-12 NICHELATO** / *NICKEL PLATED GLASS SUPPORT 8-12*	50 PZ	2500 PZ

ART. - ITEM
04.0076

Reggiripiano con perno da 5
Shelf support with pin

Reggiripiano in plastica con perno diametro 5mm. Finiture disponibili: bianca, marrone, trasparente.
Plastic shelf support with pin diameter 5mm. Available finishing: white, brown, clear.



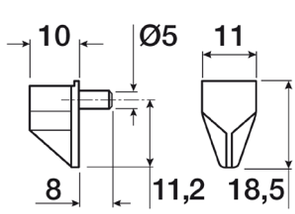

COD.	DESCRIZIONE / DESCRIPTION		
04.0076000540	**REGGIRIPIANO BIANCO CON PERNO MM.5** / *WHITE SHELF SUPPORT WITH PIN MM.5*	200 PZ	5000 PZ
04.0076000542	**REGGIRIPIANO MARRONE CON PERNO MM.5** / *BROWN SHELF SUPPORT WITH PIN MM.5*	200 PZ	5000 PZ
04.0076000544	**REGGIRIPIANO TRASPARENTE CON PERNO MM.5** / *CLEAR SHELF SUPPORT WITH PIN MM.5*	200 PZ	5000 PZ

ART. - ITEM
04.0082

Reggiripiano in plastica a 1 punta
Plastic shelf support with 1 nail

Reggiripiano in plastica con 1 chiodo. Finiture disponibili: bianca, marrone.
Plastic shelf support with 1 nail. Available finishing: white, brown.



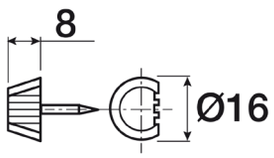

COD.	DESCRIZIONE / DESCRIPTION		
04.0082000040	**REGGIRIPIANO PLASTICA A 1 PUNTA BIANCO** / *WHITE PLASTIC SHELF SUPPORT WITH 1 NAIL*	200 PZ	1000 PZ
04.0082000042	**REGGIRIPIANO PLAST.A 1 PUNTA MARRONE** / *BROWN PLASTIC SHELF SUPPORT WITH 1 NAIL*	200 PZ	1000 PZ

ART. - ITEM
04.0083

Reggiripiano in plastica a 2 punte
Plastic shelf support with 2 nails

Reggiripiano in plastica con 2 chiodi. Finiture disponibili: bianca, marrone.
Plastic shelf support with 2 nails. Available finishing: white, brown.



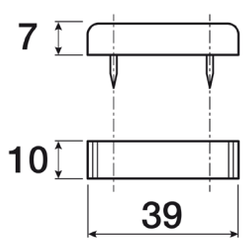

COD.	DESCRIZIONE / DESCRIPTION		
04.0083000040	**REGGIRIPIANO PLASTICA 2 PUNTE BIANCO** / *WHITE PLASTIC SHELF SUPPORT WITH 2 NAILS*	200 PZ	500 PZ
04.0083000042	**REGGIRIPIANO PLASTICA 2 PUNTE MARRONE** / *BROWN PLASTIC SHELF SUPPORT WITH 2 NAILS*	200 PZ	500 PZ

ART. - ITEM
04.0084

Reggiripiano con chiodo
Shelf support with nail

Reggiripiano con chiodo inserito. Finiture disponibili: bianca, marrone.
Shelf support with nail inside. Available finishing: white, brown.



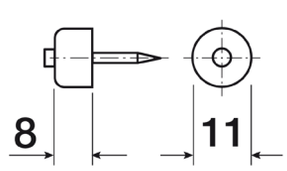

COD.	DESCRIZIONE / DESCRIPTION		
04.0084000040	**REGGIRIPIANO ART.207 BIANCO C/CHIODO** / *WHITE SHELF SUPPORT ART.207 WITH NAIL*	200 PZ	2000 PZ
04.0084000042	**REGGIRIPIANO ART.207 MARRONE C/CHIODO** / *BROWN SHELF SUPPORT ART.207 WITH NAIL*	200 PZ	2000 PZ

ART. - ITEM
04.0085

Reggiripiano
Shelf support

Reggiripiano in ottone rivestito plastica. Finiture disponibili: bianca, nera, marrone.
Brass shelf support with plastic cover. Available finishing: white, black, brown.



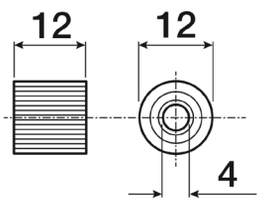

COD.	DESCRIZIONE / DESCRIPTION	
04.0085001240	**SOSTEGNO ART.91 BIANCO** / *WHITE SHELF SUPPORT ART.91*	500 PZ
04.0085001241	**SOSTEGNO ART.91 NERO** / *BLACK SHELF SUPPORT ART.91*	500 PZ
04.0085001242	**SOSTEGNO ART.91 MARRONE** / *BROWN SHELF SUPPORT ART.91*	500 PZ

ART. - ITEM
04.0092

Reggiripiano in plastica
Plastic shelf support

Reggiripiano in plastica. Finiture disponibili: bianca, marrone.
Plastic shelf support. Available finishing: white, brown.

DATI TECNICI/TECHNICAL DATA mm		
Ø	5	6



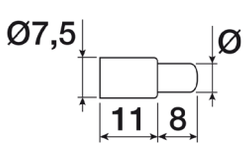

COD.	DESCRIZIONE / DESCRIPTION	
04.0092005840	**REGGIRIPIANO ART.282 PLASTICA BIANCA 5X8** / *WHITE PLASTIC SHELF SUPPORT ART.282 5X8*	500 PZ
04.0092005842	**REGGIRIPIANO ART.282 PLASTICA NOCE 5X8** / *WALNUT PLASTIC SHELF SUPPORT ART.282 5X8*	500 PZ
04.0092006842	**REGGIRIPIANO ART.5/711 PLASTICA NOCE 6X8** / *WALNUT PLASTIC SHELF SUPPORT 6X8*	500 PZ

ART. - ITEM
04.0094

Reggiripiano in plastica
Plastic shelf support

Reggiripiano in plastica con rondella. Finiture disponibili: bianca, marrone.
Plastic shelf support with washer. Available finishing: white, brown.

DATI TECNICI/TECHNICAL DATA mm	
Ø	6
Ø1	5



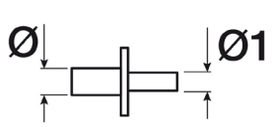

COD.	DESCRIZIONE / DESCRIPTION		
04.0094005640	**REGGIRIPIANO ART.514 Ø5/6 BIANCO** / *WHITE SHELF SUPPORT ART.514 Ø5/6*	500 PZ	2000 PZ
04.0094005642	**REGGIRIPIANO ART.514 Ø5/6 MARRONE** / *BROWN SHELF SUPPORT ART.514 Ø5/6*	500 PZ	2000 PZ

ART. - ITEM
04.6556

Reggiripiano invisibile STOPPER
STOPPER invisible shelf support

Reggiripiano a scomparsa in plastica e zama. Questo reggiripiano consente di bloccare il piano sul fianco del mobile su un foro del diametro di 5 mm. Per lo sbloccaggio si arretra la parte zigrinata del lato Inferiore. Il piano dovrà avere un foro del diametro di 15 mm e profondo 16,5 mm e diametro 8 mm profondo 20,5 mm.
Plastic and zamak invisible shelf support. It allows to lock the shelf on the side of the cabinet on a 5 mm. diameter hole. For the unlocking retract the knurled part of the lower side. The shelf must have a hole diameter 15mm, depth of 16,5 mm and diameter 8 mm depth 20,5 mm.



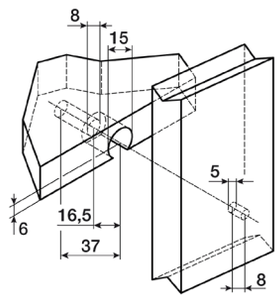

COD.	DESCRIZIONE / DESCRIPTION		
04.6556000000	**REGGIRIPIANO INVISIBILE MOD.STOPPER** / *STOPPER INVISIBLE SHELF SUPPORT*	50 PZ	500 PZ

ART. - ITEM
04.0101

Reggiripiano
Shelf support

Reggiripiano ad angolo in lamiera stampata. Finiture disponibili: bronzata, nichelata.
Corner shelf support in formed steel. Available finishing: bronzed, nickel plated.



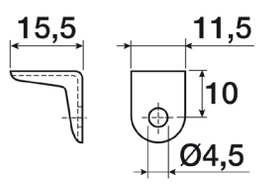

COD.	DESCRIZIONE / DESCRIPTION	
04.0101000001	**REGGIRIPIANO ART.544 BRONZO** / *BRONZED SHELF SUPPORT ART.544*	200 PZ
04.0101000008	**REGGIRIPIANO ART.544 NICHELATO** / *NICKEL PLATED SHELF SUPPORT ART.544*	200 PZ

ART. - ITEM
04.0110

Cremagliera da incasso
Built-in rack

Cremagliera in alluminio da incasso. Finitura: grezza.
Aluminium built-in rack. Finishing: raw.

DATI TECNICI/TECHNICAL DATA mm	
L	3500

hettich



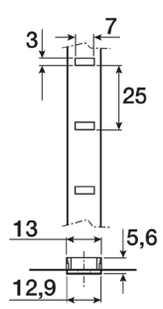

COD.	DESCRIZIONE / DESCRIPTION	
04.0110000000	**CREMAGLIERA PER REGGIP.ALLUM.NAT. 29246** / *RAW ALUMINIUM BUILT-IN RACK*	1 PZ

ART. - ITEM
04.0111

Reggiripiano per cremagliera
Shelf support for rack

Reggiripiano in alluminio per cremagliera art. 04.0110. Finitura: grezza.
Aluminium shelf support for rack 04.0110. Finishing: raw.

hettich



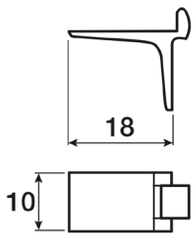

COD.	DESCRIZIONE / DESCRIPTION	
04.0111000000	**REGGIRIPIANO VARI 11 MM.ALLUM.NAT. 29249** / *RAW ALUMINIUM SHELF SUPPORT*	200 PZ

ART. - ITEM
04.0112

Cremagliera da avvitare
Screw-in rack

Cremagliera in acciaio da avvitare. Finiture disponibili: nichelata, ottonata.
Steel screw-in rack. Available finishing: nickel plated, brassed.

DATI TECNICI/TECHNICAL DATA mm	
L	1625



COD.	DESCRIZIONE / DESCRIPTION	
04.0112MM1202	**CREMAGLIERA MM.12X1625 OTTONATA** / *BRASSED SCREW-IN RACK MM12X1625*	1 PZ
04.0112MM1208	**CREMAGLIERA MM.12X1625 NICHELATA** / *NIKEL PLATED SCREW-IN RACK MM12X1625*	1 PZ

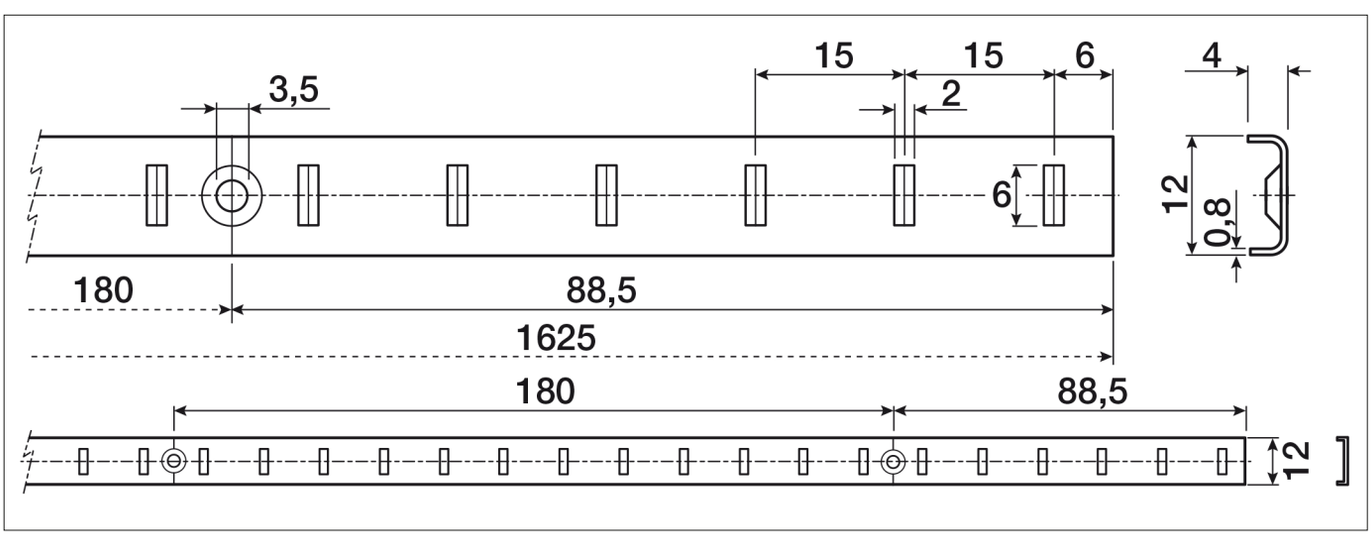

ART. - ITEM
04.0113

Reggiripiano per cremagliera
Shelf support for rack

Reggiripiano in acciaio per cremagliera art. 04.0112. Finitura: nichelata.
Steel shelf support for rack 04.0112. Finishing: nickel-plated



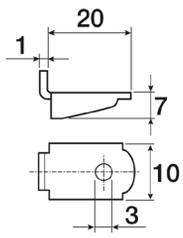

COD.	DESCRIZIONE / DESCRIPTION	
04.0113000202	**MENSOLINA CM.2 OTTONATA** / *BRASSED SHELF SUPPORT FOR RACK CM.2*	100 PZ
04.0113000208	**MENSOLINA CM.2 NICHELATA** / *NICKEL PL.SHELF SUPPORT CM.2 FOR RACK*	100 PZ

ART. - ITEM
04.0114

Cremagliera da avvitare
Screw-in rack

Cremagliera in acciaio da avvitare. Finiture disponibili: nichelata, ottonata.
Steel screw-in rack. Available finishing: nickel-plated, brassed.

DATI TECNICI/TECHNICAL DATA mm	
L	1620



COD.	DESCRIZIONE / DESCRIPTION	
04.0114MM2002	**CREMAGLIERA MM.20X1620 OTTONATA** / *BRASSED SCREW-IN RACK MM20X1620*	1 PZ
04.0114MM2008	**CREMAGLIERA MM.20X1620 NICHELATA** / *NIKEL PLATED SCREW-IN RACK MM20X1620*	1 PZ

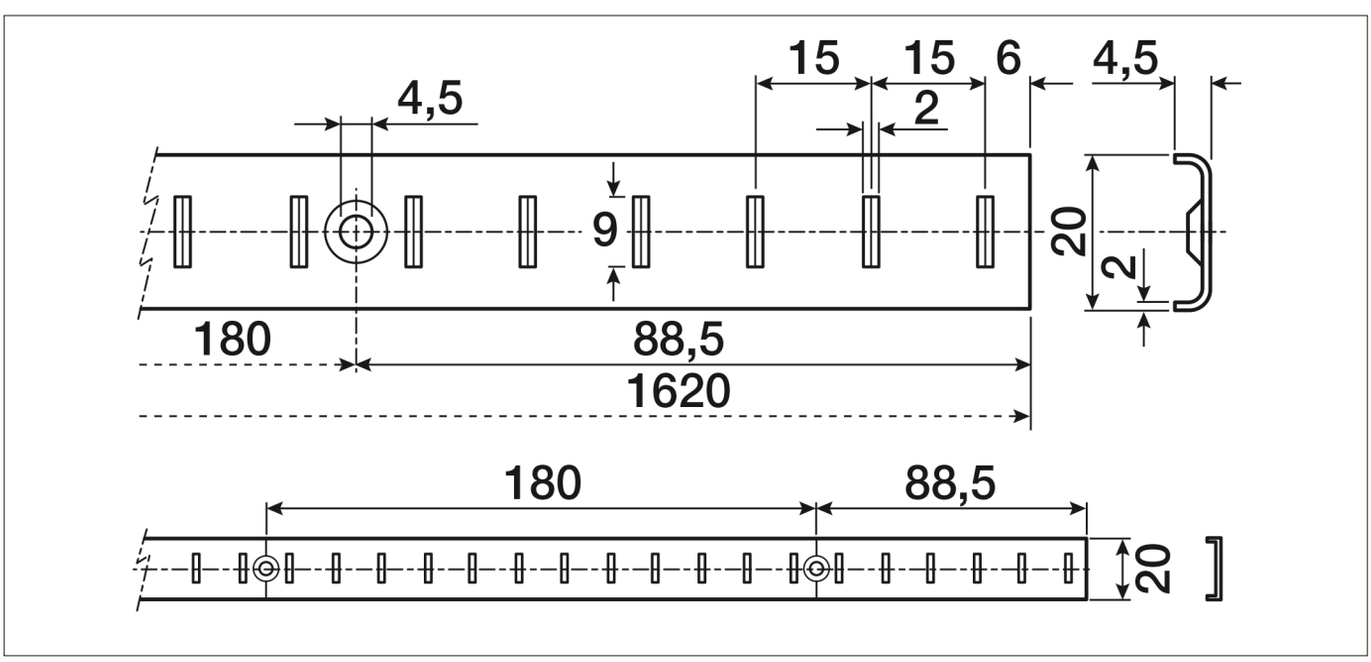

ART. - ITEM
04.0115

Reggiripiano per cremagliera
Shelf support for rack

Reggiripiano in acciaio per cremagliera art. 04.0114. Finitura: nichelata.
Steel shelf support for rack 04.0114. Finishing: nickel-plated.



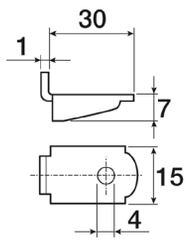

COD.	DESCRIZIONE / DESCRIPTION	
04.0115000308	**MENSOLINA CM.3 ACC.NICHELATA** / *NICKEL PL.SHELF SUPPORT CM.3 FOR RACK*	100 PZ

ART. - ITEM
04.0122E

Attaccaglia reggipensile
Cabinet hanger

Attaccaglia reggipensile da avvitare ambivalente. Finiture disponibili: bianca, marrone.
Screw-in cabinet hanger both for right and left. Available finishing: white, brown.



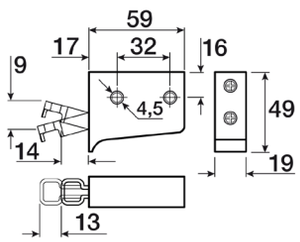

COD.	DESCRIZIONE / DESCRIPTION		
04.0122E00040	**ATTACCAGLIA REGG.AMBIVALENTE BIANCA** / *WHITE CABINET HANGER*	20 PZ	200 PZ
04.0122E00042	**ATTACCAGLIA REGG. AMBIVALENTE MARRONE** / *BROWN CABINET HANGER*	20 PZ	200 PZ

ART. - ITEM
04.0124

Attaccaglia reggipensile
Cabinet hanger

Attaccaglia reggipensile, destra o sinistra, da avvitare. Finiture disponibili: bianca, marrone.
Screw-in cabinet hanger, left or right. Available finishing: white, brown.



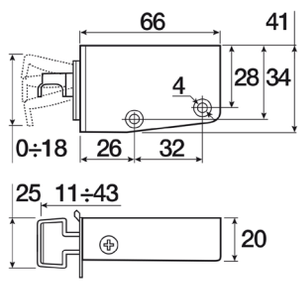

COD.	DESCRIZIONE / DESCRIPTION		
04.0124000040	**REGGIPENSILE ART.415 DX REGOL.AVV.BIANCO** / *ADJ.WHITE RIGHT SCREW-IN CABINET HANGER*	20 PZ	50 PZ
04.0124000042	**REGGIPENSILE ART.415 DX REGOL.AVV.MARR.** / *ADJ.BROWN RIGHT SCREW-IN CABINET HANGER*	20 PZ	50 PZ
04.0124S00040	**REGGIPENSILE ART.415 SX REGOL.AVV.BIANCO** / *ADJ.WHITE LEFT SCREW-IN CABINET HANGER*	20 PZ	50 PZ
04.0124S00042	**REGGIPENSILE ART.415 SX REGOL.AVV.MARR.** / *ADJ.BROWN LEFT SCREW-IN CABINET HANGER*	20 PZ	50 PZ

ART. - ITEM
04.0159

Attaccaglia reggipensile
Cabinet hanger

Attaccaglia reggipensile, destra o sinistra, da avvitare. Regolabile in altezza ed in profondità. Finiture disponibili: bianca, marrone.
Screw-in cabinet hanger, left or right. Adjustable in height and depht. Available finishing: white, brown.



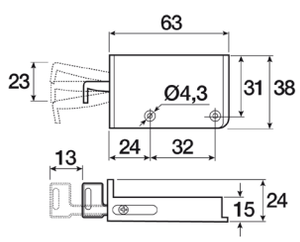

COD.	DESCRIZIONE / DESCRIPTION		
04.0159000040	**REGGIPENSILE DA AVVITARE DX BIANCO** / *WHITE ADJ.CABINET HANGER RIGHT*	50 PZ	200 PZ
04.0159000042	**REGGIPENSILE DA AVVITARE DX MARRONE** / *BROWN ADJ.CABINET HANGER RIGHT*	50 PZ	200 PZ
04.0159S00040	**REGGIPENSILE DA AVVITARE SX BIANCO** / *WHITE ADJ.CABINET HANGER LEFT*	50 PZ	200 PZ
04.0159S00042	**REGGIPENSILE DA AVVITARE SX MARRONE** / *BROWN ADJ.CABINET HANGER LEFT*	50 PZ	200 PZ

ART. - ITEM
04.0159P

Attaccaglia reggipensile
Cabinet hanger

Attaccaglia reggipensile, destra o sinistra, a pressione. Regolabile in altezza ed in profondità. Finiture disponibili: bianca, marrone.
Knock-in cabinet hanger, left or right. Adjustable in height and depht. Available finishing: white, brown.



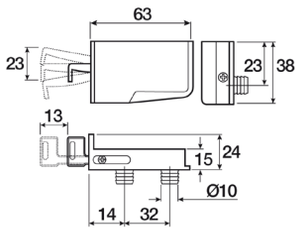

COD.	DESCRIZIONE / DESCRIPTION		
04.0159P00040	**REGGIPENSILE CON CODOLI DX BIANCO** / *WHITE ADJ.KNOCK-IN CABINET HANGER RIGHT*	50 PZ	100 PZ
04.0159P00042	**REGGIPENSILE CON CODOLI DX MARRONE** / *BROWN ADJ.KNOCK-IN CABINET HANGER RIGHT*	50 PZ	100 PZ
04.0159PS0040	**REGGIPENSILE CON CODOLI SX BIANCO** / *WHITE ADJ.KNOCK-IN CABINET HANGER LEFT*	50 PZ	100 PZ
04.0159PS0042	**REGGIPENSILE CON CODOLI SX MARRONE** / *BROWN ADJ.KNOCK-IN CABINET HANGER LEFT*	50 PZ	100 PZ

ART. - ITEM
04.0156

Attaccaglia regolabile
Adjustable cabinet hanger

Attaccaglia regolabile in ferro per fissaggio su barra art.04.0120. Finitura: zincata.
Iron adjustable cabinet hanger to fix on bar 04.0120. Finishing: zinc plated.



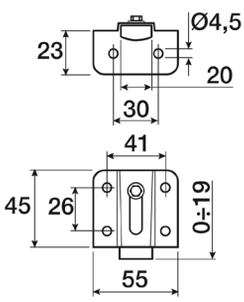

COD.	DESCRIZIONE / DESCRIPTION	
04.0156000009	**LASTRINA ART.262 PER PENSILE F.ZINC.** / *ZINC PLATED ADJUSTABLE HANGER FOR BAR*	100 PZ

ART. - ITEM
04.F9028

Attaccaglia regolabile
Adjustable cabinet hanger

Attaccaglia regolabile in ferro. Finitura: zincata.
Iron adjustable cabinet hanger. Finishing: zinc plated.



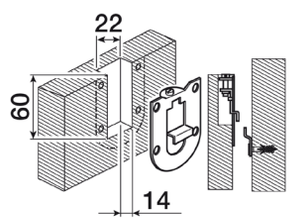

COD.	DESCRIZIONE / DESCRIPTION		
04.F902800009	**ATTACCAGLIA REGOLABILE ART.9028 ZINCATA** / *ZINC PLATED ADJUSTABLE HANGER ART.9028*	25 PZ	100 PZ

ART. - ITEM
04.F80614

Attaccaglia reggipensile
Hanging bracket

Reggipensile senza guscio. Montaggio con viti. Portata al pezzo: 50Kg
Hanging bracket without cover. Screws mounting. Load capacity per piece: 50Kg

CAMAR



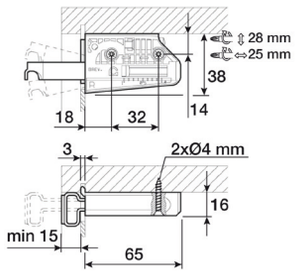

COD.	DESCRIZIONE / DESCRIPTION		
04.F80614P2VID	**REGGIPENSILE ART.80614P2VI DX S/GUSCIO** / *RIGHT HANGING BRACKET WITHOUT COVER*	50 PZ	200 PZ
04.F80614P2VIS	**REGGIPENSILE ART.80614P2VI SX S/GUSCIO** / *LEFT HANGING BRACKET WITHOUT COVER*	50 PZ	200 PZ

ART. - ITEM
04.F80622

Attaccaglia reggipensile
Hanging bracket

Reggipensile senza guscio. Montaggio a pressione con codoli diametro 10mm. Portata al pezzo: 65Kg
Hanging bracket without cover. Pressure mounting with dowels diameter 10mm. Load capacity per piece: 65Kg.

CAMAR



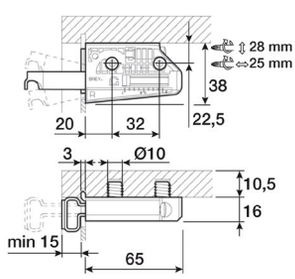

COD.	DESCRIZIONE / DESCRIPTION		
04.F80622D009	**REGGIPENSILE INS. ART.80622P2IN DX** / *RIGHT HANGING BRACKET WITHOUT COVER*	50 PZ	200 PZ
04.F80622S009	**REGGIPENSILE INS. ART.80622P2IN SX** / *LEFT HANGING BRACKET WITHOUT COVER*	50 PZ	200 PZ

ART. - ITEM
04.F80600

Guscio per attaccaglia
Cover for hanging bracket

Guscio per attaccaglia Art. 04.F80614 e Art. 04.F80622 Finitura: nichel.
Cabinet hanger cover for Art. 04.F80614 and Art. 04.F8622 Finishing: nickel plated.

CAMAR



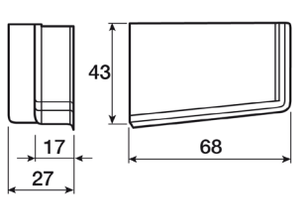

COD.	DESCRIZIONE / DESCRIPTION		
04.F80600NS00D	**GUSCIO ATTAC.PENS. ART.80600NS00 DX.NI** / *NICKEL RIGHT COVER FOR HANGING BRACKET*	50 PZ	400 PZ
04.F80600NS00S	**GUSCIO ATTAC.PENS. ART.80600NS00 SX.NI** / *NICKEL LEFT COVER FOR HANGING BRACKET*	50 PZ	400 PZ

ART. - ITEM
04.823

Reggipensile invisibile
Concealed hanging bracket for wall unit

Reggipensile invisibile fissaggio a vite. Regolazione in altezza 10mm. Regolazione in profondità 10mm. Entrambe le regolazioni si effettuano dall'alto del pensile. Portata al pezzo: 60Kg.
Concealed hanging bracket for wall unit, screw fixing. Height adjustment 10mm. Depth adjustment 10mm. Both adjustment have to be done from the top of the wall unit. Load capacity per piece: 60Kg.

CAMAR



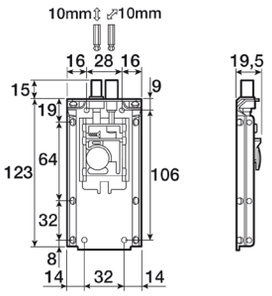

COD.	DESCRIZIONE / DESCRIPTION		
04.81000012816	**COPRIFORO 81000012816 28X16 BIANCO X 823** / *WHITE HOLE COVER 81000012816 28X16*	10 PZ	400 PZ
04.823ASZ115DX	**REGGIPENSILE INVISIBILE ART.823 DX** / *RIGHT CONCEALED HANGING BRACKET ART.823*	10 PZ	50 PZ
04.823ASZ115SX	**REGGIPENSILE INVISIBILE ART.823 SX** / *LEFT CONCEALED HANGING BRACKET ART.823*	10 PZ	50 PZ
04.877A5PZ0060	**PIASTRINA ANTISGANCIAM.H.52 L.60** / *ANTI-DROP PLATE H.52 L.60*	10 PZ	50 PZ

ART. - ITEM
04.817/A

Reggipensile invisibile con antisganciamento
Invisible anti-drop hanging bracket

Reggipensile invisibile con antisganciamento, regolazione orizzontale 25mm, regolazione verticale 18mm. Da utilizzare con barra antisganciamento 04.875AS.
Invisible anti-drop hanging bracket, horizontal adjustment 25mm, vertical adjustment 18mm. To be used with anti-drop bar 04.875AS.

CAMAR



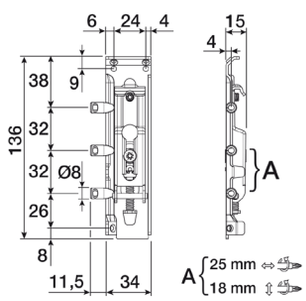

COD.	DESCRIZIONE / DESCRIPTION		
04.8100001182	**COPRIFORO BIANCO PER ART.81732ZV1B** / *WHITE HOLE COVER FOR ITEM 81732ZV1B*	20 PZ	200 PZ
04.81732ZV1BD	**REGGIPENSILE NASCOSTO ANTISG.3DBL8 DX** / *RIGHT INVIS.ANTI-DROP HANGIN BRACKET*	10 PZ	100 PZ
04.81732ZV1BS	**REGGIPENSILE NASCOSTO ANTISG.3DBL8 SX** / *LEFT INVIS.ANTI-DROP HANGIN BRACKET*	10 PZ	100 PZ

ART. - ITEM
04.875AS

Barra reggipensile antisganciamento
Anti-drop bar for kitchen

Barra reggipensile antisganciamento da utilizzare con reggipensile Art.04.817/A e Art.04.8012. Lunghezze disponibili: 60mm, 2032mm. Finitura: zincata.
Anti-drop bar for kitchen to use with hanging bracket art.04.817/A and 04.8012. Available lenghts: 60mm, 2032mm. Finishing: zinc plated.

CAMAR



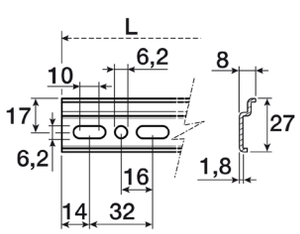

DATI TECNICI/TECHNICAL DATA mm		
L	60	2032

COD.	DESCRIZIONE / DESCRIPTION		
04.875ASZ1006	**BARRA ACCIAIO ANTISG. H.26 L.60MM** / *STEEL ANTI-DROP BAR H.26 L.60MM*	25 PZ	800 PZ
04.875ASZ12032	**BARRA ACCIAIO ANTISG. H.26 L.2032MM** / *ANTI-DROP BAR H.26 L.2032MM*	10 PZ	30 PZ

ART. - ITEM
04.81732

Reggipensile invisibile
Concealed hanging bracket for wall unit

Reggipensile invisibile, destra o sinistra. Finitura: zincata.
Concealed hanging bracket for wall units, left or rigth. Finishing: zinc plated.

CAMAR



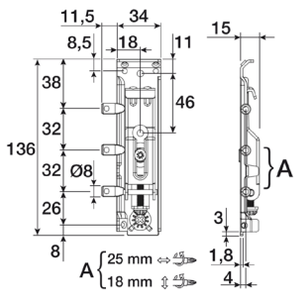

COD.	DESCRIZIONE / DESCRIPTION		
04.81732Z1D80	**REGGIPENSILE ART.81732Z1D8 DX** / *RIGHT HANGING BRACKET ART.81732Z1D8*	10 PZ	100 PZ
04.81732Z1S80	**REGGIPENSILE ART.81732Z1D8 SX** / *LEFT HANGING BRACKET ART.81732Z1D9*	10 PZ	100 PZ

ART. - ITEM
04.F816

Reggipensile invisibile
Concealed hanging bracket for wall unit

Reggipensile invisibile. Finitura: zincata. Portata al pezzo: 65Kg
Iron concealed hanging bracket for wall units. Finishing: zinc plated.

CAMAR



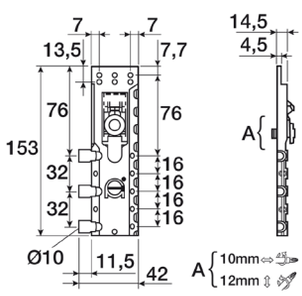

COD.	DESCRIZIONE / DESCRIPTION		
04.F81632D009	**REGGIPENSILE ART.81632Z1DU DX** / *RIGHT HANGING BRACKET FOR WALL UNIT*	10 PZ	100 PZ
04.F81632S009	**REGGIPENSILE ART.81632Z1DU SX** / *LEFT HANGING BRACKET FOR WALL UNITS*	10 PZ	100 PZ

ART. - ITEM
04.F810

Copriforo ovale
Oval cap hole

Copriforo in plastica per attaccaglia Art.04.F816. Finiture disponibili: metallizzata, bianca, marrone.
Plastic hole cover for hanging bracket 04.F816. Available finishing: metallized,white, brown.

CAMAR



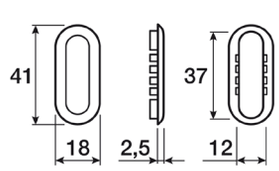

COD.	DESCRIZIONE / DESCRIPTION		
04.F810123739	**COPRIFORO 81000N43612 12X37 METALLIZ.** / *ALUMINIUM HOLE COVER 12X37*	50 PZ	400 PZ
04.F810123740	**COPRIFORO 81000013612 12X37 BIANCO** / *WHITE HOLE COVER 12X37*	50 PZ	400 PZ
04.F810123742	**COPRIFORO 81000043612 12X37 MARR.SCURO** / *DARK BROWN HOLE COVER 12X37*	50 PZ	400 PZ

ART. - ITEM
04.F875

Barra reggipensile
Bar for kitchen

Barra reggipensile in ferro. Finitura: zincata.
Iron bar for kitchen. Finishing: zinc plated.

CAMAR



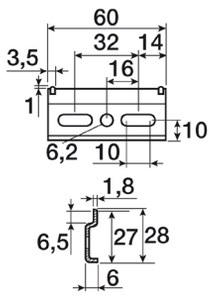

COD.	DESCRIZIONE / DESCRIPTION		
04.F875ACZ10060	**BARRA REGGIP.ART.875ACZ10060 DA MM.60** / *ZINC PLATED BAR FOR KITCHEN MM.60*	25 PZ	100 PZ

ART. - ITEM
04.F875A

Barra reggipensile
Bar for kitchen

Barra reggipensile in ferro. Finitura: zincata.
Iron bar for kitchen. Finishing: zinc plated.

CAMAR



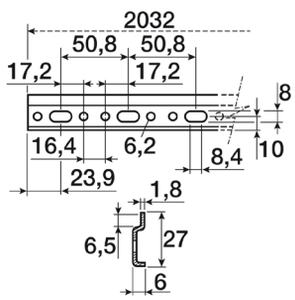

COD.	DESCRIZIONE / DESCRIPTION		
04.F875ACZ120	**BARRA REGGIP.ART.875ACZ1 DA MM.2032** / *ZINC PLATED BAR FOR KITCHEN MM.2032*	10 PZ	30 PZ

ART. - ITEM
04.0120

Barra per reggipensili
Bar for kitchen

Barra per reggipensili in ferro zincato.
Zinc plated bar for kitchen.

DATI TECNICI/TECHNICAL DATA mm		
H	48	48
L	2000	1000



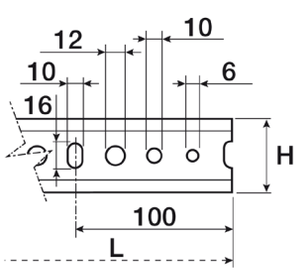

COD.	DESCRIZIONE / DESCRIPTION	
04.0120000009	**BARRA PER PENSILI ART.263 F.Z.CM.100** / *ZINC PLATED BAR FOR KITCHEN CM.100*	10 MT
04.0120020009	**BARRA PER PENSILI ART.263 F.Z.CM.200** / *ZINC PLATED BAR FOR KITCHEN CM.200*	20 MT

ART. - ITEM
04.82112

Reggipensile centrospalla 12mm.
Hanging bracket in the side panel 12mm.

Reggipensile centrospalla che consente il fissaggio di mobili sospesi anche privi di schienale. Regolazione in altezza 18 mm, regolazione in profondità 12 mm. Spessore minimo utilizzabile: 16mm. Portata al pezzo: 60Kg
Hanging bracket that allows to fix wall units even without backrest. Height adjustment 18mm, depth adjustment 12mm. Minimum thickness: 16mm. Load capacity: 60Kg per piece.



COD.	DESCRIZIONE / DESCRIPTION		
04.82112Z1INUP	**REGGIPENSILE CENTROSPALLA SP12 UP DX/SX** */ HANGING BRACKET SP12 UP LEFT/RIGHT*	10 PZ	50 PZ
04.895ASZ110UP	**PIASTRINA ANTISGANCIAM.PER ART.821/12 UP** */ ANTI-DROP PLATE FOR ITEM 821/12 UP*	10 PZ	50 PZ

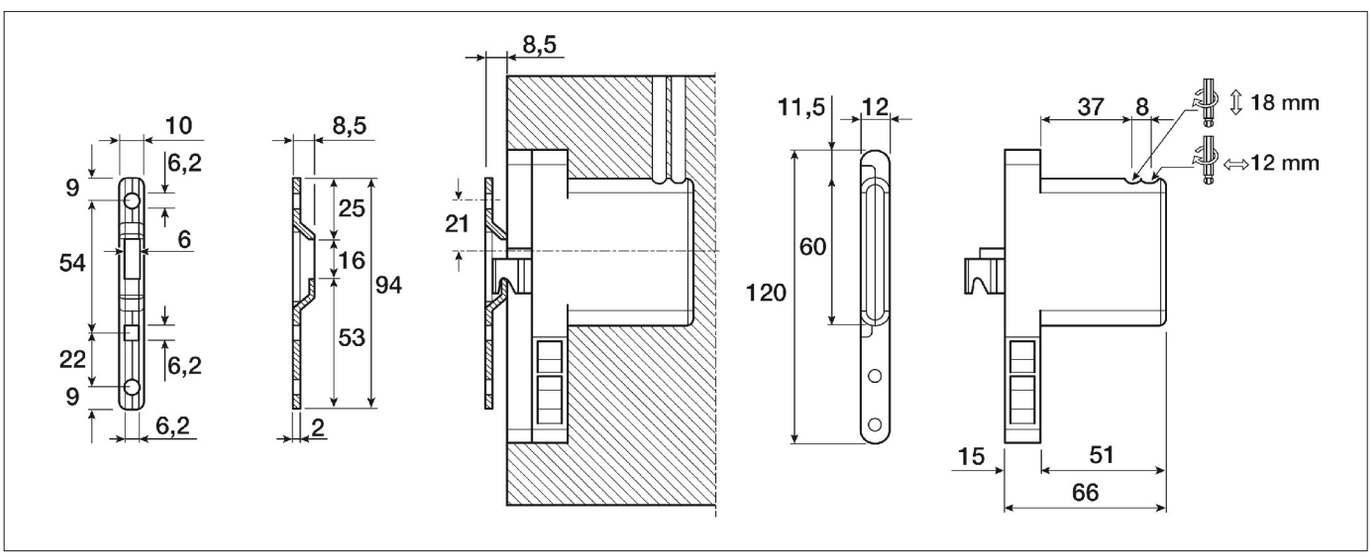

ART. - ITEM
04.82120

Reggipensile centrospalla 20mm.
Hanging bracket in the side panel 20mm.

Reggipensile centrospalla che consente il fissaggio di mobili sospesi anche privi di schienale. Regolazione in altezza 18 mm, regolazione in profondità 12 mm. Spessore minimo utilizzabile: 25mm. Portata al pezzo: 100Kg
Hanging bracket that allows to fix wall units even without backrest. Height adjustment 18mm, depth adjustment 12mm. Minimum thickness: 25mm. Load capacity: 100Kg per piece

CAMAR



COD.	DESCRIZIONE / DESCRIPTION		
04.82120Z1INUP	**REGGIPENSILE CENTROSPALLA SP20 UP DX/SX** / *HANGING BRACKET SP20 UP LEFT/RIGHT*	10 PZ	50 PZ
04.895ASZ115UP	**PIASTRINA ANTISGANCIAM.PER ART.821/20 UP** / *ANTI-DROP PLATE FOR ITEM 821/20 UP*	10 PZ	50 PZ

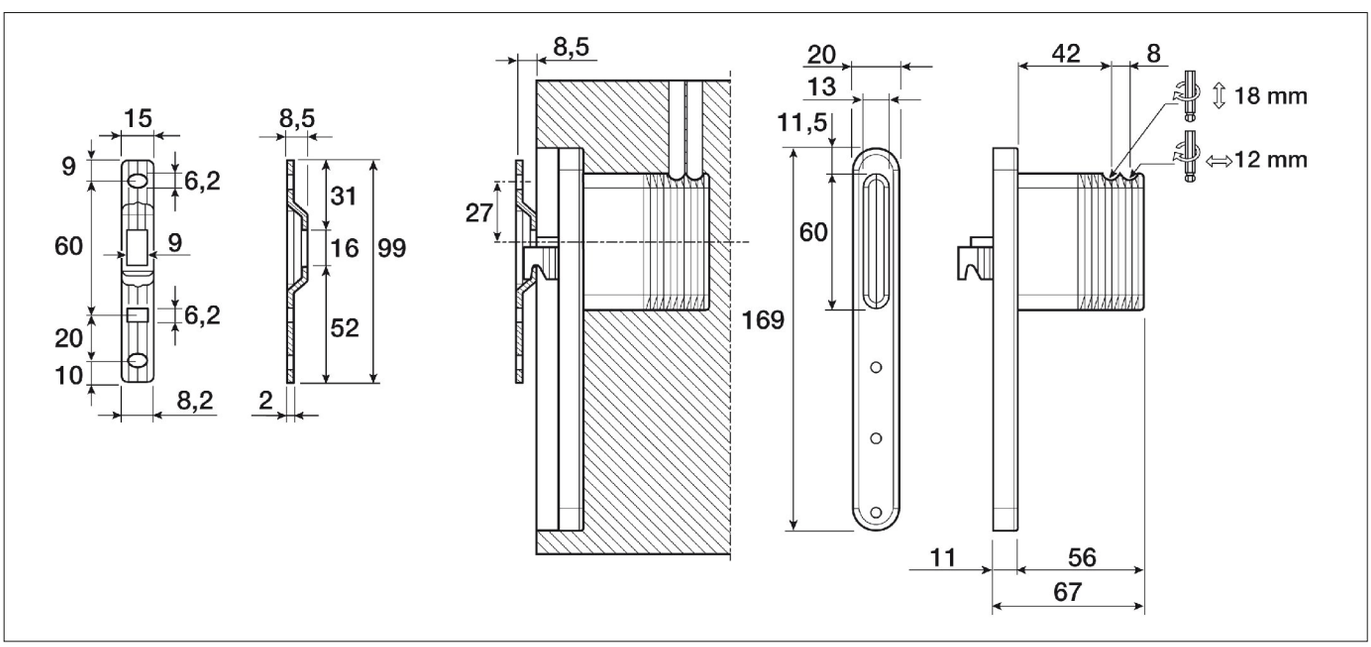

ART. - ITEM
04.0157

Reggipensile regolabile ed invisibile
Adjustable and invisible hanging bracket

Reggipensile regolabile ed invisibile per il montaggio di pensili. Da utilizzarecon piastrina 04.0157P. Regolabile in altezza ed in profondità. Finitura: zincata.
Adjustable and invisible hanging bracket for the assembly of hanging. Suitable for plate 04.0157P. Adjustable in height and depth. Finishing: zinc plated.

CAMAR



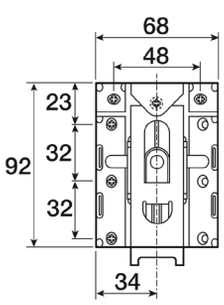

COD.	DESCRIZIONE / DESCRIPTION		
04.0157000009	**REGGIPENSILE NASCOSTO A VITI ART.815** / *INVISIBLE HANGING BRACKET W/SCREW*	10 PZ	50 PZ

ART. - ITEM
04.0157P

Piastrina per reggipensile
Plate for hanging bracket

Piastrina per reggipensile art.04.0157. Finitura: zincata.
Plate for hanging bracket 04.0157. Finishing: zinc plated.

CAMAR



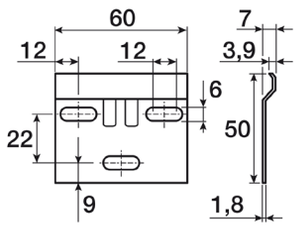

COD.	DESCRIZIONE / DESCRIPTION		
04.0157P65009	**PIASTRINA PER REGGIPENSILE MM.60X50/PZ** / *ZINC PLATED PLATE MM.60X50*	10 PZ	400 PZ

ART. - ITEM
04.8012

Reggipensile con antisganciamento
Anti-drop hanging bracket

Reggipensile con antisganciamento, regolazione orizzontale 19mm, regolazione verticale 22mm. Da utilizzare con barra antisganciamento 04.875AS.
Anti-drop hanging bracket, horizontal adjustment 19mm, vertical adjustment 22mm. To be used with anti-drop bar 04.875AS.

CAMAR



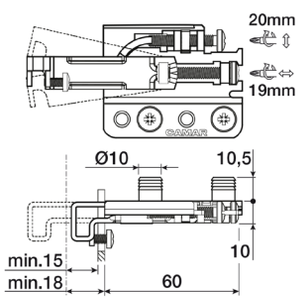

COD.	DESCRIZIONE / DESCRIPTION		
04.801000100D	**GUSCIO REGGIPENSILE PL.BIANCA DX** / *RIGHT WHITE COVER FOR HANGING BRACKET*	50 PZ	400 PZ
04.801000100S	**GUSCIO REGGIPENSILE PL. BIANCA SX** / *LEFT WHITE COVER FOR HANGING BRACKET*	50 PZ	400 PZ
04.80122ZVIND	**REGGIPENSILE C/ANTISGANCIAMENTO 2DBL DX** / *RIGHT ANTI-DROP HANGING BRACKET 2DBL*	25 PZ	200 PZ
04.80122ZVINS	**REGGIPENSILE C/ANTISGANCIAMENTO 2DBL SX** / *LEFT ANTI-DROP HANGING BRACKET 2DBL*	25 PZ	200 PZ

ART. - ITEM
04.875AS

Barra reggipensile antisganciamento
Anti-drop bar for kitchen

Barra reggipensile antisganciamento da utilizzare con reggipensile Art.04.817/A e Art.04.8012. Lunghezze disponibili: 60mm, 2032mm. Finitura: zincata.
Anti-drop bar for kitchen to use with hanging bracket art.04.817/A and 04.8012. Available lenghts: 60mm, 2032mm. Finishing: zinc plated.

DATI TECNICI/TECHNICAL DATA mm		
L	60	2032

CAMAR



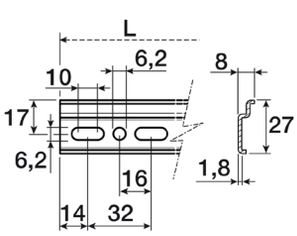

COD.	DESCRIZIONE / DESCRIPTION		
04.875ASZ1006	**BARRA ACCIAIO ANTISG. H.26 L.60MM** / *STEEL ANTI-DROP BAR H.26 L.60MM*	25 PZ	800 PZ
04.875ASZ12032	**BARRA ACCIAIO ANTISG. H.26 L.2032MM** / *ANTI-DROP BAR H.26 L.2032MM*	10 PZ	30 PZ

ART. - ITEM
04.F807

Reggibase a filo spalla con guscio
Hanging bracket mounted on side pannel with cover

Reggibase con guscio in plastica. Finitura guscio: bianca. Portata al pezzo: 120Kg
Hanging bracket with plastic cover. Cover's finishing: white. Load capacity: 120Kg

CAMAR



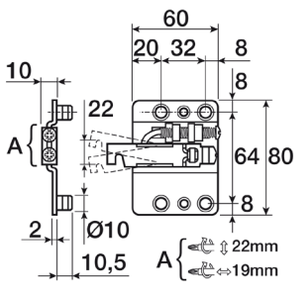

COD.	DESCRIZIONE / DESCRIPTION		
04.F807000100D	**GUSCIO ATTAC.BASE ART.807000100DX BIANCO** / *RIGHT WHITE COVER FOR HANGING BRACKET*	50 PZ	200 PZ
04.F807000100S	**GUSCIO ATTAC.BASE ART.807000100SX BIANCO** / *LEFT WHITE COVER FOR HANGING BRACKET*	50 PZ	200 PZ
04.F80702Z1IND	**REGGIBASE 4 DBL ART.80702Z1IN DX** / *RIGHT HANGING BRACKET 4DBL 80702Z1IND*	25 PZ	100 PZ
04.F80702Z1INS	**REGGIBASE 4 DBL ART.80702Z1IN SX** / *LEFT HANGING BRACKET 4DBL 80702Z1INS*	25 PZ	100 PZ

ART. - ITEM
04.F897AS

Piastrina antisgancio
Anti-drop plate

Piastrina antisgancio per attaccaglia Art.04.F807. Finitura: zincata.
Anti-drop plate for hanging bracket 04.F807. Finishing: zinc plated.

CAMAR



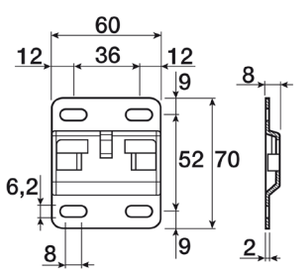

COD.	DESCRIZIONE / DESCRIPTION		
04.F897ASZ1607	**PIASTRINA ANTISGANCIO ART.897ASZ16070** / *ANTI-DROP PLATE ART.897ASZ16070*	25 PZ	200 PZ

ART. - ITEM
04.897AS

Piastrina antisgancio
Anti-drop plate

Piastrina antisgancio per attaccaglia Art.04.F807. Finitura: zincata.
Anti-drop plate for hanging bracket 04.F807. Finishing: zinc plated.

CAMAR



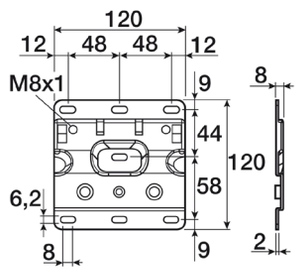

COD.	DESCRIZIONE / DESCRIPTION		
04.897ASZ11212	**PIASTRINA ANTISG.H.120 PER ART.807** / *ANTI-DROP PLATE H.120 FOR ART. 807*	25 PZ	100 PZ

ART. - ITEM
04.807XL

Reggibase a filo spalla LARGE
LARGE hanging bracket mounted on side panel

Reggibase per mobili sospesi bassi e profondi, può essere utilizzato in basi con altezza minima 160mm. Portata 70Kg al pezzo regolarmente distribuito. Regolazione verticale: 20mm, Regolazione orizzontale: 18mm.
Hanging bracket for short and deep base cabinets, it can be used in cabinets with minimun height 160mm. Load capacity 70Kg per piece. Vertical adjustment: 20mm,horizontal adjustment: 18mm.

CAMAR



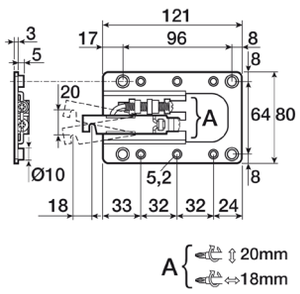

COD.	DESCRIZIONE / DESCRIPTION		
04.807XLZ1INDX	**REGGIBASE LARGE INS.DX ART.807** / *RIGHT HANGING BRACKET LARGE ART.807*	10 PZ	50 PZ
04.807XLZ1INSX	**REGGIBASE LARGE INS.SX ART.807** / *LEFT HANGING BRACKET LARGE ART.807*	10 PZ	50 PZ

ART. - ITEM
04.807G

Guscio per reggibase LARGE
Cover for hanging bracket LARGE

Guscio di copertura in plastica per reggibase LARGE
Plastic cover for hanging bracket LARGE

CAMAR



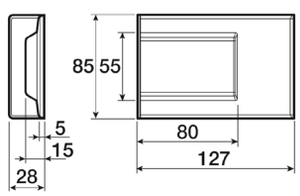

COD.	DESCRIZIONE / DESCRIPTION		
04.807XL010000	**GUSCIO REGGIBASE XL BIANCO** / *WHITE COVER FOR HANGING BRACKET XL*	20 PZ	200 PZ

ART. - ITEM
04.897P

Piastrina antisgancio LARGE
LARGE anti-drop plate

Piastrina antisganciamento che impedisce lo sgancio accidentale del mobile. Da utilizzare con Art.04.807XL
Anti-drop plate that prevents the accidental release of the furniture. To be used with item 04.807XL

CAMAR



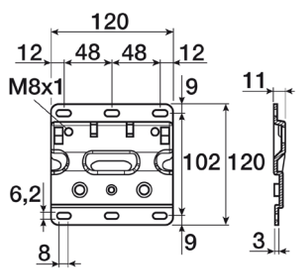

COD.	DESCRIZIONE / DESCRIPTION		
04.897ASZ1XL12	**PIASTRINA ANTISG.H.120 PER ART.807 XL** / *ANTI-DROP PLATE H.120 FOR ITEM 807 XL*	20 PZ	100 PZ

ART. - ITEM
04.81435

Reggipannello da incasso
Recesses panel hanging bracket

Reggipannello da incasso Ø35, Questo sistema consente di fissare dei pannelli a filo muro. Regolazione orizzontale: 2mm. Regolazione verticale: 8mm. Portata: 10Kg al pezzo.
Recessed panel hanging bracket Ø35. This system allows to fix the panels to flush wall. Horizontal adjustment: 2mm. Vertical adjustment: 8mm. Load capacity: 10Kg per piece.

CAMAR



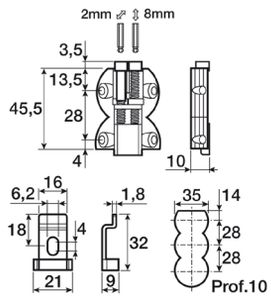

COD.	DESCRIZIONE / DESCRIPTION		
04.81435P20205	**REGGIPANNELLO AD INCASSO Ø35** / *RECESSED PANEL HANGING BRACKET Ø35*	10 PZ	100 PZ
04.814ACZ11635	**PIASTRINA REGOLABILE AD INCASSO Ø35** / *RECESSED ADJUSTABLE PLATE Ø35*	10 PZ	100 PZ

ART. - ITEM
04.81464

Reggipannello regolabile invisibile
Concealed adjustable panel hanging bracket

Sistema invisibile per fissare pannelli a muro e poterli regolare in altezza. Il supporto senza molla va fissato nella parte superiore del pannello mentre quello con molla nella parte inferiore e permette una facile regolazione e smontaggio. Regolazione verticale ±5mm. Portata 30Kg a pezzo. Utilizzare piastrina 04.890P

Concealed system to fix the panel to flush wall and to adjust them in height. The support without spring has to be fixed on top of the panel while the supportwith spring goes on the base and allows an easy adjustment and disassembly. Vertical adjustment ±5mm. Load capacity 30Kg per piece. To be used with plate 04.890P

CAMAR



COD.	DESCRIZIONE / DESCRIPTION		
04.81464Z1VI00	**REGGIPANNELLO SENZA MOLLA** / *PANEL HANGING BRACKET WITHOUT SPRING*	10 PZ	100 PZ
04.81464Z1VI01	**REGGIPANNELLO CON MOLLA** / *PANEL HANGING BRACKET WITH SPRING*	10 PZ	100 PZ

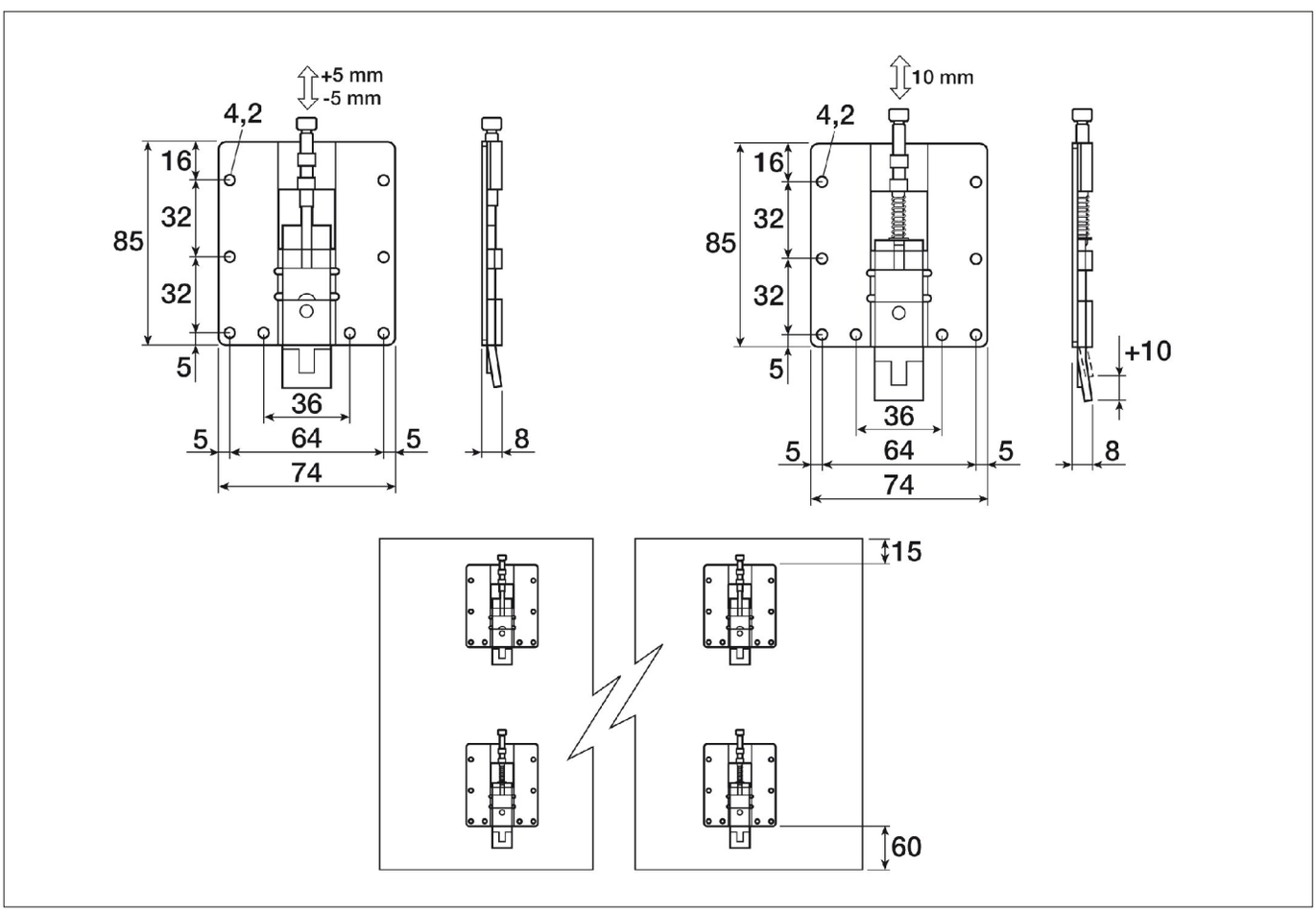

ART. - ITEM
04.890P

Piastrina per reggipannello
Plate for panel hanging bracket

Piastrina per reggipannello acciaio zincato da utilizzare con art.04.81464
Plate for panel hanging bracket to be used with item 04.81464



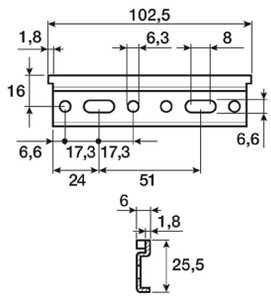

COD.	DESCRIZIONE / DESCRIPTION		
04.890ACZ1010	**PIASTRINA ACC. MM. 100X26 C/FERMO** / *PLATE MM.100X26 WITH STOPPER*	20 PZ	100 PZ

ART. - ITEM
04.0148

Attaccaglia regolabile
Adjustable cabinet hanger

Attaccaglia regolabile in ferro con squadra lunga per pensili. Finitura: zincata.
Iron adjustable cabinet hanger with long bar. Finishing: zinc plated.



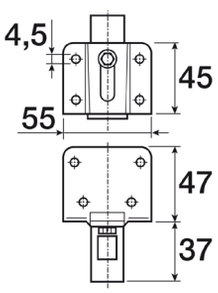

COD.	DESCRIZIONE / DESCRIPTION	
04.0148000009	**ATTACCAGLIA REG.SQ.LUNG.ZINC ART.3/728** / *ADJUSTABLE HANGER W/LONG ANGLE BAR*	100 PZ

ART. - ITEM
04.0153

Attaccaglia regolabile
Adjustable cabinet hanger

Attaccaglia regolabile in ferro. Finitura: zincata.
Iron adjustable cabinet hanger. Finishing: zinc plated.



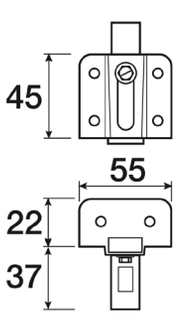

COD.	DESCRIZIONE / DESCRIPTION	
04.0153554509	**ATTACCAGLIA ART.207 REGOLABILE F.ZINC.** / *ZINC PLATED ADJUSTABLE HANGER ART.207*	100 PZ

ART. - ITEM
04.0158

Attaccaglia reggipensile
Cabinet hanger

Attaccaglia reggipensile con copertura plastica. Regolabile in altezza. Finitura: bianca.
Cabinet hanger with plastic cover. Adjustable in height. Finishing: white.



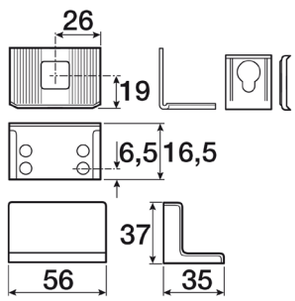

COD.	DESCRIZIONE / DESCRIPTION		
04.0158000040	**ATTACCAGLIA REGGIP.CON COPERT.PL.BIANCA** / *CABINET HANGER W/WHITE PLASTIC COVER*	50 PZ	100 PZ

ART. - ITEM
04.0146

Attaccaglia fissa
Fix cabinet hanger

Attaccaglia fissa in ferro. Finitura: zincata.
Fix iron cabinet hanger. Finishing: zinc plated.



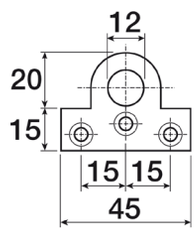

COD.	DESCRIZIONE / DESCRIPTION	
04.0146000009	**ATTACCAGLIA ZINCATA ART.2063** / *ZINC PLATED HANGER ART.2063*	100 PZ

ART. - ITEM
04.0150

Attaccaglia fissa
Fix cabinet hanger

Attaccaglia in ferro, destra o sinistra, fissa. Finitura: zincata.
Iron fix cabinet hanger, left or right. Finishing: zinc plated.

DATI TECNICI/TECHNICAL DATA mm		
H	46	60
H1	25	28
L	76	85
L1	21	31



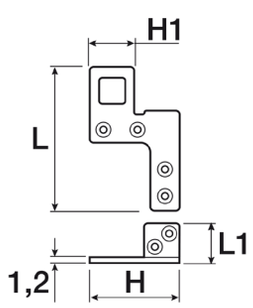

COD.	DESCRIZIONE / DESCRIPTION	
04.0150007609	**ATTACCAGLIA ART.194 PICCOLA F.ZINCATO** / *ZINC PLATED ADJUSTABLE HANGER L.76MM*	100 PZ
04.0150008509	**ATTACCAGLIA ART.2194 GRANDE F.ZINCATO** / *ZINC PLATED ADJUSTABLE HANGER L.85MM*	100 PZ

ART. - ITEM
04.0151

Attaccaglia fissa
Fix cabinet hanger

Attaccaglia fissa in ferro. Finitura: zincata.
Iron fix cabinet hanger. Finishing: zinc plated.



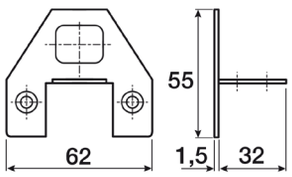

COD.	DESCRIZIONE / DESCRIPTION	
04.0151000009	**ATTACCAGLIA ART.2195 F.ZINCATO** / *ZINC PLATED HANGER ART.2195*	100 PZ

ART. - ITEM
04.0170

Lastrina per pensili
Plate for hanging

Lastrina per pensili in ferro. Finitura: zincata.
Iron plate for hanging. Finishing: zinc plated.



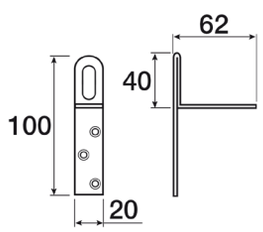

COD.	DESCRIZIONE / DESCRIPTION	
04.0170000009	**LASTRINA ART.84 PER PENSILE F.ZINCATO** / *ZINC PLATED PLATE ART.84 FOR HANGING*	100 PZ

ART. - ITEM
04.F01008

Attaccaglia
Cabinet hanger

Attaccaglia in ferro. Finitura: zincata.
Iron cabinet hanger. Finishing: zinc plated.



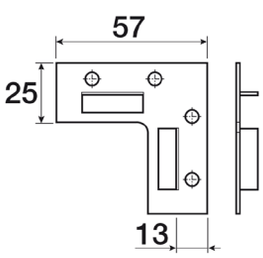

COD.	DESCRIZIONE / DESCRIPTION	
04.F010080009	**ATTACCAGLIA ART.01008 ZINCATA** / *ZINC PLATED CABINET HANGER ART.01008*	100 PZ

ART. - ITEM
04.0175

Lastrina con finestra larga
Plate with large window

Lastrina con finestra larga in ferro. Finitura: zincata.
Iron plate with large window. Finishing: zinc plated.

DATI TECNICI/TECHNICAL DATA mm

L	60	80	100



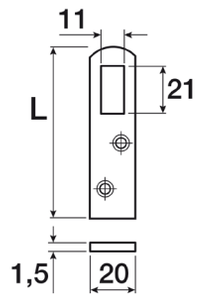

COD.	DESCRIZIONE / DESCRIPTION	
04.0175006009	**LASTRINA ART.105 MM.60 ZINCATA FIN.LARGA** / *ZINC PLATED ANGLE ART.105 60MM*	100 PZ
04.0175008009	**LASTRINA ART.105 MM.80 ZINCATA FIN.LARGA** / *ZINC PLATED ANGLE ART.105 80MM*	100 PZ
04.0175010009	**LASTRINA ART.105 MM.100 ZINCATA FIN.LARG** / *ZINC PLATED ANGLE ART.105 100MM*	100 PZ

ART. - ITEM
04.0176

Lastrina di congiunzione
Joining plate

Lastrina di congiunzione in ferro. Finiture disponibili: tropicalizzata, zincata.
Iron joining plate. Available finishing: yellow zinc plated, zinc plated.

DATI TECNICI/TECHNICAL DATA mm

L	48



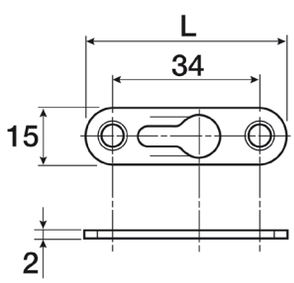

COD.	DESCRIZIONE / DESCRIPTION	
04.0176005006	**LASTRINA ART.106 MM.50 A CONG.TROPICAL** / *JOINING TROPICALIZED PLATE ART.106 MM.50*	100 PZ
04.0176005009	**LASTRINA ART.106 MM.50 A CONG.ZINCATA** / *JOINING ZINC PLATED PLATE ART.106 MM.50*	100 PZ

ART. - ITEM
04.0176L

Lastrina di congiunzione
Joining plate

Lastrina di congiunzione in ferro a 2 asole. Finitura: zincata.
Iron joining plate with 2 slots. Finishing: zinc plated.

DATI TECNICI/TECHNICAL DATA mm

L	80



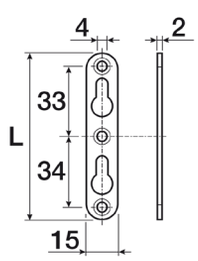

COD.	DESCRIZIONE / DESCRIPTION	
04.0176008009	**LASTRINA ART.106 MM.80 A CONG. ZINCATA** / *JOINING ZINC PLATED PLATE ART.106 MM.80*	100 PZ

ART. - ITEM
04.0177

Lastrina
Plate

Lastrina stondata in ferro. Finitura: grezza.
Rounded iron plate. Finishing: raw.



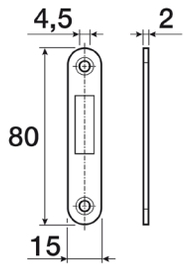

COD.	DESCRIZIONE / DESCRIPTION	
04.0177000000	**LASTRINA ART.2319 STONDATA FERRO LUCIDO** / *ROUNDED BRIGHT IRON PLATE ART.2319*	100 PZ

ART. - ITEM
04.0154

Attaccaglia
Cabinet hanger

Attaccaglia in ferro che permette il fissaggio di piccoli accessori in modo del tutto invisibile. Finitura: zincata.
Iron hanger that allows the fastening of small accessories in an invisible way. Finishing: zinc plated.



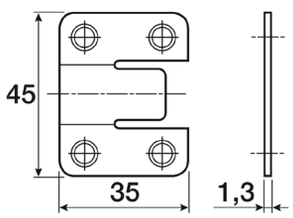

COD.	DESCRIZIONE / DESCRIPTION	
04.0154453509	**ATTACCAGLIA ART.293 F.ZINCATO** / *ZINC PLATED HANGER ART.293*	100 PZ

ART. - ITEM
04.0155

Attaccaglia
Cabinet hanger

Attaccaglia in ferro che permette il fissaggio di piccoli accessori in modo del tutto invisibile. Finitura: zincata.
Iron hanger that allows the fastening of small accessories in an invisible way. Finishing: zinc plated.



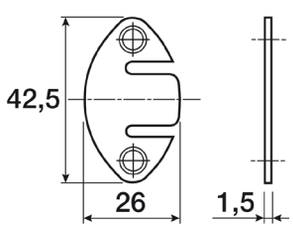

COD.	DESCRIZIONE / DESCRIPTION	
04.0155000009	**ATTACCAGLIA ART.294 F.ZINCATO** / *ZINC PLATED HANGER ART.294*	100 PZ

ART. - ITEM
04.0160

Attaccaglia a coda di rondine
Swallow-tied hanger

Attaccaglia in ferro a coda di rondine fissa. Finitura: ottonata.
Iron hanger. Finishing: brassed.

DATI TECNICI/TECHNICAL DATA mm			
H	35	40	50
L	22	26,5	36,5



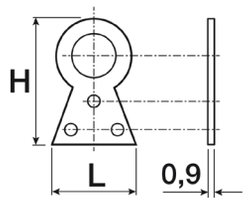

COD.	DESCRIZIONE / DESCRIPTION		
04.0160000106	**ATTACCAGLIA ART.60 N.1 F.OTTONATO** / *BRASSED HANGER SIZE N.1*	200 PZ	500 PZ
04.0160000206	**ATTACCAGLIA ART.60 N.2 F.OTTONATO** / *BRASSED HANGER SIZE N.2*	200 PZ	500 PZ
04.0160000306	**ATTACCAGLIA ART.60 N.3 F.OTTONATO** / *BRASSED HANGER SIZE N.3*	100 PZ	200 PZ

ART. - ITEM
04.0162

Attaccaglia snodata
Jointed hanger

Attaccaglia snodata. Finitura: ottonata.
Jointed hanger. Finishing: brassed.

DATI TECNICI/TECHNICAL DATA mm				
H	20	23	28	31
H1	9	11	12	15
L	10	12	14	16



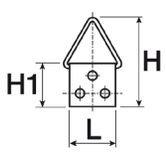

COD.	DESCRIZIONE / DESCRIPTION		
04.0162000102	**ATTACCAGLIA ART.101 N.1 F.OTT.** / *BRASSED HANGER ART.101 N.1*	200 PZ	1000 PZ
04.0162000202	**ATTACCAGLIA ART.101 N.2 F.OTT.** / *BRASSED HANGER ART.101 N.2*	200 PZ	1000 PZ
04.0162000302	**ATTACCAGLIA ART.101 N.3 F.OTT.** / *BRASSED HANGER ART.101 N.3*	200 PZ	1000 PZ
04.0162000402	**ATTACCAGLIA ART.101 N.4 F.OTT.** / *BRASSED HANGER ART.101 N.4*	200 PZ	500 PZ

ART. - ITEM
04.0163

Attaccaglia ad occhiello
Eye hanger

Attaccaglia ad occhiello in ferro. Finitura: grezza.
Iron hanger. Finishing: raw.



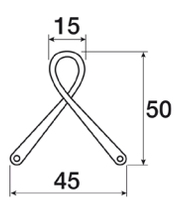

COD.	DESCRIZIONE / DESCRIPTION	
04.0163000000	**OCCHIELLO ART.176 FERRO** / *RAW HANGER ART.176*	20 PZ

ART. - ITEM
04.0164

Attaccaglia in plastica
Plastic cabinet hanger

Attaccaglia in plastica da incassare. Finitura: marrone.
Built-in plastic hanger. Finishing: brown.



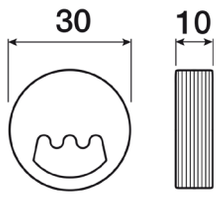

COD.	DESCRIZIONE / DESCRIPTION		
04.0164003042	**ATTACCAGLIA MM.30 PL.MARRONE** / *BROWN PLASTIC HANGER Ø30*	100 PZ	700 PZ

ART. - ITEM
04.0164/20

Attaccaglia in plastica
Plastic cabinet hanger

Attaccaglia in plastica da incassare. Finitura: bianca.
Built-in plastic hanger. Finishing: white.



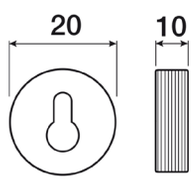

COD.	DESCRIZIONE / DESCRIPTION	
04.0164002040	**BOCCHETTA ART.29051720 BIANCA** / *WHITE PLASTIC HANGER Ø20 W/KEY HOLE*	100 PZ

ART. - ITEM
04.0165

Attaccaglia
Cabinet hanger

Attaccaglia in ferro da incassare. Finitura: grezza.
Built-in iron hanger. Finishing: raw.



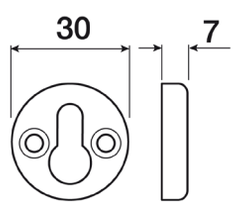

COD.	DESCRIZIONE / DESCRIPTION	
04.0165E03000	**ATTACCAGLIA ART.3510 C/CAVA E 2 FORI SV.** / *RAW IRON HANGER Ø30 W/KEY HOLE*	100 PZ

ART. - ITEM
04.0172

Lastrina diritta
Straight plate

Lastrina diritta in ferro. Finitura: zincata.
Iron straight plate. Finishing: zinc plated.

DATI TECNICI/TECHNICAL DATA mm

L	40	60	80	100	120	200



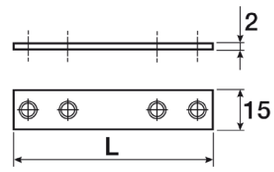

COD.	DESCRIZIONE / DESCRIPTION	
04.0172004009	**LASTRINA ART.102 MM.40 A 2 FORI ZINCATA** */ ZINC PLATED PLATE ART.102 MM.40 2 HOLES*	100 PZ
04.0172006009	**LASTRINA ART.102 MM.60 A 4 FORI ZINCATA** */ ZINC PLATED PLATE ART.102 MM.60 4 HOLES*	100 PZ
04.0172008009	**LASTRINA ART.102 MM.80 A 4 FORI ZINCATA** */ ZINC PLATED PLATE ART.102 MM.80 4 HOLES*	100 PZ
04.0172010009	**LASTRINA ART.102 MM.100 A 4 FORI ZINCATA** */ ZINC PLATED PLATE ART.102 MM.100 4 HOLES*	100 PZ
04.0172012009	**LASTRINA ART.102 MM.120 A 4 FORI ZINCATA** */ ZINC PLATED PLATE ART.102 MM.120 4 HOLES*	100 PZ
04.0172020009	**LASTRINA ART.102 MM.200 A 4 FORI ZINCATA** */ ZINC PLATED PLATE ART.102 MM.200 4 HOLES*	100 PZ

ART. - ITEM
04.F124

Lastrina piegata stondata
Rounded angle plate

Lastrina in ferro piegata e stondata. Finiture disponibili: bronzata, ottonata, nichelata.
Iron rounded angle plate. Available finishing: bronzed, brassed,nickel plated.



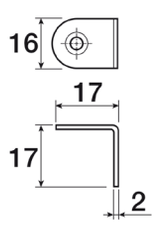

COD.	DESCRIZIONE / DESCRIPTION	
04.F123171708	**LASTRINA ART.123 PIEGATA CM.1.7X1.7 NIC.** */ ROUNDED NICKEL PL. PLATE ART.123 1,7X1,7*	100 PZ
04.F124171701	**LASTRINA ART.124 PIEGATA CM.1.7X1.7 BRZ.** */ ROUNDED BRONZED PLATE ART.124 1,7X1,7*	100 PZ
1/122	**LASTRINA ART.122 PIEGATA CM.1.7X1.7 OTT.** */ ROUNDED BRASSED PLATE ART.122 1,7X1,7*	100 PZ

ART. - ITEM
04.0173

Lastrina ad angolo
Angle plate

Lastrina ad angolo in ferro. Finitura: zincata.
Iron angle plate. Finishing: zinc plated.

DATI TECNICI/TECHNICAL DATA mm

H	20	25	30	40	50	60	70	80	100
L	20	25	30	40	50	60	70	80	100



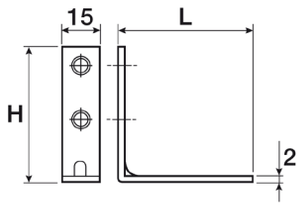

COD.	DESCRIZIONE / DESCRIPTION	
04.0173002009	**LASTRINA ART.1/98 MM.20X20 ZINCATA** / *ZINC PLATED ANGLE PLATE ART.103 20X20MM*	100 PZ
04.0173002509	**LASTRINA ART.1/189 MM.25X25 ZINCATA** / *ZINC PLATED ANGLE PLATE ART.103 25X25MM*	100 PZ
04.0173003009	**LASTRINA ART.1/3 MM.30X30 ZINCATA** / *ZINC PLATED ANGLE PLATE ART.103 30X30MM*	100 PZ
04.0173004009	**LASTRINA ART.1/5 MM.40X40 ZINCATA** / *ZINC PLATED ANGLE PLATE ART.103 40X40MM*	100 PZ
04.0173005009	**LASTRINA ART.1/7 MM.50X50 ZINCATA** / *ZINC PLATED ANGLE PLATE ART.103 50X50MM*	100 PZ
04.0173006009	**LASTRINA ART.1/9 MM.60X60 ZINCATA** / *ZINC PLATED ANGLE PLATE ART.103 60X60MM*	100 PZ
04.0173007009	**LASTRINA ART.1/11 MM.70X70 ZINCATA** / *ZINC PLATED ANGLE PLATE ART.103 70X70MM*	100 PZ
04.0173008009	**LASTRINA ART.1/13 MM.80X80 ZINCATA** / *ZINC PLATED ANGLE PLATE ART.103 80X80MM*	100 PZ
04.0173010009	**LASTRINA ART.1/17 MM.100X100 ZINCATA** / *ZINC PL. ANGLE PLATE ART.103 100X100MM*	100 PZ

ART. - ITEM
04.0178

Lastrina ad angolo
Angle plate

Lastrina ad angolo piatta in ferro. Finitura: zincata.
Iron angle plate. Finishing: zinc plated.

DATI TECNICI/TECHNICAL DATA mm

H	30	40	50	60	80	100	120	140
L	30	40	50	60	80	100	120	140
L1	12	12	12	12	18	18	18	18
S	1,8	1,8	1,8	1,8	2	2	2	2



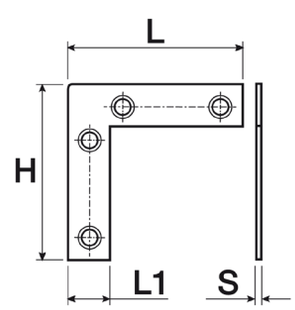

COD.	DESCRIZIONE / DESCRIPTION	
04.0178003009	**ANGOLO ART.144 3X3 FERRO ZINCATO** / *IRON ZINC PL. ANGLE PLATE ART.144 30X30*	100 PZ
04.0178004009	**ANGOLO ART.144 4X4 FERRO ZINCATO** / *IRON ZINC PL. ANGLE PLATE ART.144 40X40*	100 PZ
04.0178005009	**ANGOLO ART.144 5X5 FERRO ZINCATO** / *IRON ZINC PL. ANGLE PLATE ART.144 50X50*	100 PZ
04.0178006009	**ANGOLO ART.144 6X6 FERRO ZINCATO** / *IRON ZINC PL. ANGLE PLATE ART.144 60X60*	100 PZ
04.0178008009	**ANGOLO ART.144 8X8 FERRO ZINCATO** / *IRON ZINC PL. ANGLE PLATE ART.144 80X80*	100 PZ
04.0178010009	**ANGOLO ART.144 10X10 FERRO ZINCATO** / *IRON ZINC PL.ANGLE PLATE ART.144 100X100*	100 PZ
04.0178012009	**ANGOLO ART.144 12X12 FERRO ZINCATO** / *IRON ZINC PL.ANGLE PLATE ART.144 120X120*	100 PZ
04.0178014009	**ANGOLO ART.144 14X14 FERRO ZINCATO** / *IRON ZINC PL.ANGLE PLATE ART.144 140X140*	100 PZ

ART. - ITEM
04.0249

Lastrina ad angolo con cave
Angle plate with slots

Lastrina ad angolo in ferro con cave. Finitura: zincata.
Iron angle plate with slots. Finishing: zinc plated.



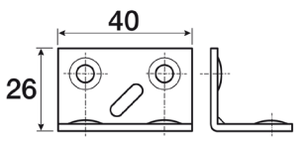

COD.	DESCRIZIONE / DESCRIPTION	
04.0249000009	**PIASTRA ANGOLO ART.153 C/CAVA ZINCATA** / *ZINC PLATED ANGLE PLATE ART.153 W/SLOTS*	150 PZ

ART. - ITEM
04.0250

Lastrina quadra
Square plate

Lastrina quadra in ferro. Finitura: zincata.
Iron square plate. Finishing: zinc plated.

DATI TECNICI/TECHNICAL DATA mm			
H	37	40	50
L	37	40	50



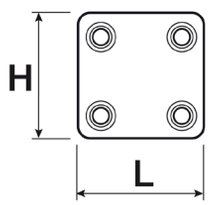

COD.	DESCRIZIONE / DESCRIPTION	
04.0250373709	**PIASTRINA ZINCATA ART.2185 MM.37X37** / *IRON ZINC PLATED SQUARE PLATE 37X37*	200 PZ
04.0250404009	**PIASTRA QUADRA F.ZINC.CM.4X4** / *IRON ZINC PLATED SQUARE PLATE 40X40*	200 PZ
04.0250505009	**PIASTRA QUADRA F.ZINC.CM.5X5** / *IRON ZINC PLATED SQUARE PLATE 50X50*	250 PZ

ART. - ITEM
04.0251

Lastrina ad angolo
Angle plate

Lastrina ad angolo in ferro. Finitura: zincata.
Iron angle plate. Finishing: zinc plated.

DATI TECNICI/TECHNICAL DATA mm		
H	20	23
L	40	45



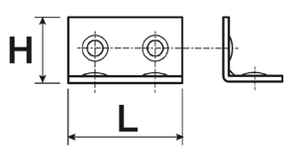

COD.	DESCRIZIONE / DESCRIPTION	
04.0251402009	**SQUADRETTA ART.120 MM.40X20X20 ZINCATA** / *ZINC PLATED PLATE ART.120 40X20X20*	100 PZ
04.0251452309	**SQUADRETTA ART.0702 ZINCATA** / *ZINC PLATED PLATE ART.0702 45X23X20*	100 PZ

ART. - ITEM
04.0252

Lastrina diritta
Straight plate

Lastrina diritta in ferro. Finitura: zincata.
Iron straight plate. Finishing: zinc plated.



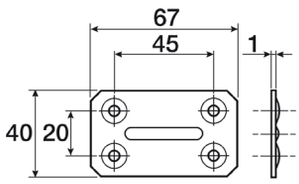

COD.	DESCRIZIONE / DESCRIPTION	
04.0252006709	**PIASTRINA ZINCATA ART.8/736 67X40X1** / *ZINC PLATED PLATE ART.8/736 67X40*	100 PZ

ART. - ITEM
04.0253

Lastrina diritta
Straight plate

Lastrina diritta in ferro. Finitura: zincata.
Iron straight plate. Finishing: zinc plated.



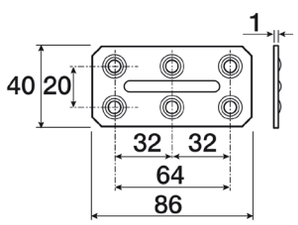

COD.	DESCRIZIONE / DESCRIPTION	
04.0253008609	**PIASTRINA ZINCATA ART.8/737 86X40X1** / *ZINC PLATED PLATE ART.8/737 86X40*	100 PZ

ART. - ITEM
04.0254

Lastrina ad angolo
Angle plate

Lastrina ad angolo in ferro. Finiture disponibili: bronzata, tropicalizzata, zincata.
Iron angle plate. Available finishing: bronzed, yellow zinc plated, zinc plated.



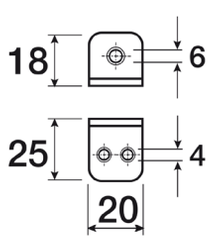

COD.	DESCRIZIONE / DESCRIPTION	
04.0254000001	**ANGOLO ART.18 BRONZATO FORO Ø6** / *BRONZED ANGLE ART.18 HOLE Ø6*	100 PZ
04.0254000002	**ANGOLO ART.18 TROPICAL. FORO Ø6** / *YELLOW ZINC PLATED ANGLE ART.18 HOLE Ø6*	100 PZ
04.0254000009	**ANGOLO ART.18 ZINCATO FORO Ø6** / *ZINC PLATED ANGLE ART. 18 HOLE Ø6*	100 PZ

ART. - ITEM
04.0257

Lastrina ad angolo con cava
Angle plate with slot

Lastrina ad angolo in ferro con cava. Finitura: tropicalizzata.
Iron angle plate with slot. Finishing: yellow zinc plated.

DATI TECNICI/TECHNICAL DATA mm	
L	80



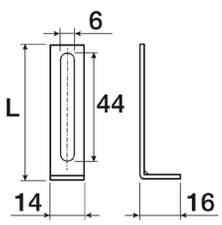

COD.	DESCRIZIONE / DESCRIPTION		
04.0257008006	**SQUADRETTA TROP.C/ASOLA TIPO LUNGO** / *LONG ANGLE PLATE WITH SLOT L.MM.80*	100 PZ	500 PZ

ART. - ITEM
04.0259

Lastrina ad angolo
Angle plate

Lastrina ad angolo in ferro. Finitura: zincata.
Iron angle plate. Finishing: zinc plated.



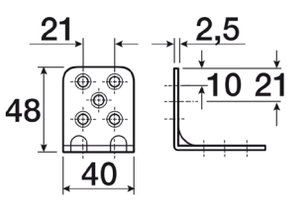

COD.	DESCRIZIONE / DESCRIPTION	
04.0259484809	**PIASTRA ART.8/112 PESANTE F.ZINCATO** / *ZINC PLATED THICK PLATE ART. 8/112*	100 PZ

ART. - ITEM
04.0263

Lastrina ad angolo
Angle plate

Lastrina ad angolo in ferro. Finitura: zincata.
Iron angle plate. Finishing: zinc plated.



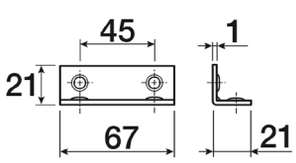

COD.	DESCRIZIONE / DESCRIPTION	
04.0263006709	**ANGOLARE ZINCATO ART.8/738 67X21X21** / *ZINC PL.ANGLE PLATE ART.8/738 67X21X21*	100 PZ

ART. - ITEM
04.0266

Lastrina ad angolo
Angle plate

Lastrina ad angolo in ferro. Finitura: zincata.
Iron angle plate. Finishing: zinc plated.



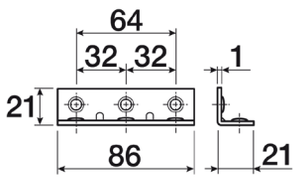

COD.	DESCRIZIONE / DESCRIPTION	
04.0266008609	**ANGOLARE ZINCATO ART.240 86X20X20 6 FORI** / *ZINC PL.ANGLE ART.240 86X20X20 W/6 HOLES*	100 PZ

ART. - ITEM
04.0264

Lastrina ad angolo
Angle plate

Lastrina ad angolo in ferro con cava. Finitura: zincata.
Iron angle plate with slot. Finishing: zinc plated.



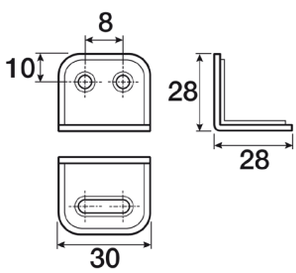

COD.	DESCRIZIONE / DESCRIPTION	
04.0264000009	**LASTRINA ART.375 30X28X28 F.ZINCATO** / *ZINC PL.ANGLE PLATE ART.375 30X28X28*	100 PZ

ART. - ITEM
04.0267

Lastrina ad angolo
Angle plate

Lastrina ad angolo in ferro con cava. Finitura: zincata.
Iron angle plate with slot. Finishing: zinc plated.



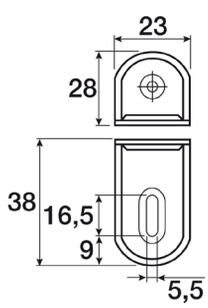

COD.	DESCRIZIONE / DESCRIPTION	
04.0267000009	**LASTRINA ART.372 23X28X38 F.ZINCATO** / *IRON ZINC PLATED ANGLE ART.372 23X28X38*	100 PZ

ART. - ITEM
04.0268

Lastrina ad angolo
Angle plate

Lastrina ad angolo in ferro. Finitura: zincata.
Iron angle plate. Finishing: zinc plated.

DATI TECNICI/TECHNICAL DATA mm

H	20	30	40	50	60	80	100
L	20	30	40	50	60	80	100



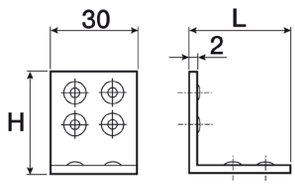

COD.	DESCRIZIONE / DESCRIPTION	
04.0268002009	**ANGOLARE ZINCATO ART.910 2X2** / *ZINC PLATED ANGLE PLATE ART.910 2X2*	100 PZ
04.0268003009	**ANGOLARE ZINCATO ART.910 3X3** / *ZINC PLATED ANGLE PLATE ART.910 3X3*	100 PZ
04.0268004009	**ANGOLARE ZINCATO ART.910 4X4** / *ZINC PLATED ANGLE PLATE ART.910 4X4*	100 PZ
04.0268005009	**ANGOLARE ZINCATO ART.910 5X5** / *ZINC PLATED ANGLE PLATE ART.910 5X5*	100 PZ
04.0268006009	**ANGOLARE ZINCATO ART.910 6X6** / *ZINC PLATED ANGLE PLATE ART.910 6X6*	100 PZ
04.0268008009	**ANGOLARE ZINCATO ART.910 8X8** / *ZINC PLATED ANGLE PLATE ART.910 8X8*	100 PZ
04.0268010009	**ANGOLARE ZINCATO ART.910 10X10** / *ZINC PLATED ANGLE PLATE ART.910 10X10*	100 PZ

ART. - ITEM
04.F392

Piastrina pesante ad angolo
Heavy angle plate

Piastrina in ferro pesante ad angolo. Finitura: tropicalizzata.
Iron heavy angle plate. Finishing: yellow zinc plated.



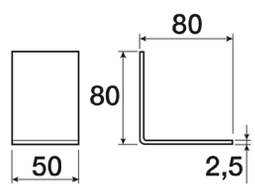

COD.	DESCRIZIONE / DESCRIPTION	
04.F392808006	**PIASTRINE PES.AD ANGOLO 80X80 TROPIC.** / *TROPICALIZED HEAVY ANGLE PLATE 80X80*	25 PZ

ART. - ITEM
04.0268P

Lastrina piana
Flat plate

Lastrina piana in ferro. Finitura: zincata.
Iron flat plate. Finishing: zinc plated.



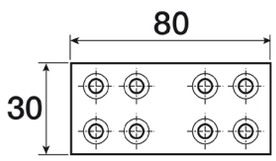

COD.	DESCRIZIONE / DESCRIPTION	
04.0268P08009	**PIASTRINA ZINCATO ART.911 PIANA 30X80** / *ZINC PLATED FLAT PLATE ART.911 30X80*	100 PZ

ART. - ITEM
04.0270

Lastrina diritta
Straight plate

Lastrina diritta in ferro. Finitura: zincata.
Iron straight plate. Finishing: zinc plated.



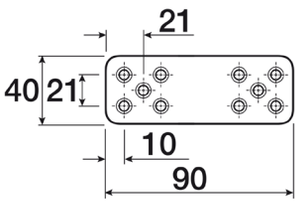

COD.	DESCRIZIONE / DESCRIPTION	
04.0270009009	**PIASTRA ART.8/111 PESANTE F.ZINCATO** / *ZINC PLATED HEAVY PLATE ART.8/111*	100 PZ

ART. - ITEM
04.0212

Testina piana con esagono
Flat head with hexagon

Testina piana in ferro con esagono incassato. Finiture disponibili: bronzata, nichelata.
Iron flat head nut with hexagon. Available finishing: bronzed, nickel plated.

DATI TECNICI/TECHNICAL DATA mm

Ø	15
CH	5
F	6MA
L	12
Ø1	9
S	2,5



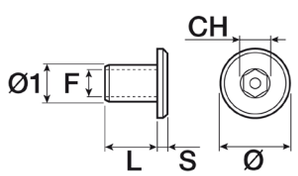

COD.	DESCRIZIONE / DESCRIPTION		
04.0212061201	**TESTINA ART.563 6MAX12 TP.BRONZATA** / *BRONZED FLAT HEAD NUT ART.563 6MAX12*	200 PZ	2000 PZ
04.0212061208	**TESTINA ART.563 6MAX12 TP.NICHELATA** / *NICKEL PL. FLAT HEAD NUT ART.563 6MAX12*	200 PZ	2000 PZ

ART. - ITEM
04.0213

Testina bombata con esagono
Rounded head with hexagon

Testina bombata in ferro con esagono incassato. Finiture disponibili: brunita nera, nichelata.
Iron rounded head nut with hexagon. Available finishing: black burnished, nickel plated.

DATI TECNICI/TECHNICAL DATA mm

Ø	15
CH	5
F	6MA
L	12
Ø1	9
S	2,5



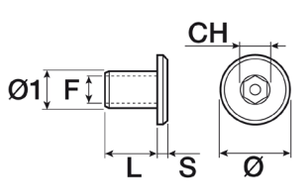

COD.	DESCRIZIONE / DESCRIPTION		
04.0213061203	**TESTINA ART.564 6MAX12 T.B. NERA** / *BLACK ROUND HEAD NUT ART.564 6MAX12*	200 PZ	2000 PZ
04.0213061208	**TESTINA ART.564 6MAX12 T.B. NICHELATA** / *NICKEL PL.ROUND HEAD NUT ART.564 6MAX12*	200 PZ	2000 PZ

ART. - ITEM
04.0214

Testina piana
Flat head

Testina piana in ferro con taglio a cacciavite. Finitura: nichelata.
Iron flat head nut with screwdriver cut. Finishing: nickel plated.

DATI TECNICI/TECHNICAL DATA mm	
Ø	15
F	8MA
L	13,5
Ø1	10
S	2,5



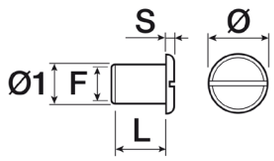

COD.	DESCRIZIONE / DESCRIPTION		
04.0214081408	**TESTINA ART.609 8MAX14 TP.NICHELATA** / *NICKEL PL. FLAT HEAD NUT ART.609 8MAX14*	200 PZ	2000 PZ

ART. - ITEM
04.0216

Borchia testa piana
Flat head stud

Borchia testa piana in ottone con taglio a cacciavite. Finitura: grezza.
Brass flat head stud with screwdriver cut. Finishing: raw.

DATI TECNICI/TECHNICAL DATA mm	
Ø	12
F	6MA
L	11
L1	9
Ø1	8



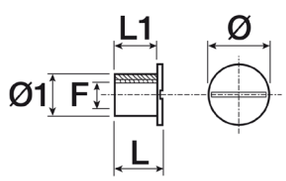

COD.	DESCRIZIONE / DESCRIPTION		
04.021606M000	**BORCHIA ART.33 6MA OTTONE** / *BRASS FLAT HEAD STUD ART.33 M6*	100 PZ	500 PZ

ART. - ITEM
04.0224

Borchia conica
Conical stud

Borchia conica in ottone da avvitare su art.04.0226. Finitura: nichelata.
Brass conical stud. Screw on Art.04.0226. Finishing: nic kel plated.

DATI TECNICI/TECHNICAL DATA mm		
Ø	18	20
H	4,5	5



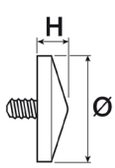

COD.	DESCRIZIONE / DESCRIPTION		
04.0224001808	**BORCHIA ART.61 MM.18 OTTONE NICH.** / *NIKEL PLATED CONICAL STUD MM.18*	100 PZ	500 PZ
04.0224002008	**BORCHIA ART.61 MM.20 OTTONE NICH.** / *NICKEL PLATED CONICAL STUD MM.20*	100 PZ	500 PZ

ART. - ITEM
04.0226

Vite con testa forata e filettata
Screw with perforated threaded head

Vite con testa forata e filettata da utilizzare con borchia Art.04.0224. Finitura: zincata.
Screw with perforated threaded head. Suitable for stud 04.0224. Finishing: zinc plated.

DATI TECNICI/TECHNICAL DATA mm

Ø	4
L	35



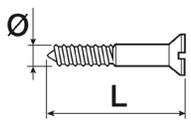

COD.	DESCRIZIONE / DESCRIPTION		
04.0226003509	**VITE FORATA LUNGH.MM.35 PER BORCHIE** / *SCREW W/PERFORATED THREADED HEAD MM.35*	100 PZ	500 PZ

ART. - ITEM
04.0228

Borchia coprivite bombata
Rounded stud screw-cover

Borchia coprivite bombata. Diametro foro sottovite: 4.5mm. Finiture disponibili:ottone lucida, nichelata.
Rounded stud screw-cover. Screw plate hole diameter: 4.5mm. Available finishing:bright brass, nickel plated.

DATI TECNICI/TECHNICAL DATA mm

Ø	12	14	16	18	20	24
H	4,5	5	5	5	5	5



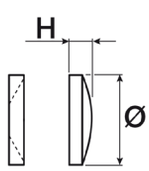

COD.	DESCRIZIONE / DESCRIPTION	
04.0228001202	**COPRIVITE BOMBATA ART.66 Ø12 ORO LUCIDO** / *BRIGHT GOLD ROUNDED STUD ART.66 Ø12*	200 PZ
04.0228001208	**COPRIVITE BOMBATA ART.66 Ø12 OTT.NICHEL** / *NICKEL PLATED ROUNDED STUD ART.66 Ø12*	200 PZ
04.0228001402	**COPRIVITE BOMBATA ART.66 Ø14 ORO LUCIDO** / *BRIGHT GOLD STUD ROUNDED ART.66 Ø14*	200 PZ
04.0228001408	**COPRIVITE BOMBATA ART.66 Ø14 OTT.NICHEL** / *NICKEL PLATED STUD ROUNDED ART.66 Ø14*	200 PZ
04.0228001602	**COPRIVITE BOMBATA ART.66 Ø16 ORO LUCIDO** / *BRIGHT GOLD STUD ROUNDED ART.66 Ø16*	200 PZ
04.0228001608	**COPRIVITE BOMBATA ART.66 Ø16 OTT.NICHEL** / *NICKEL PLATED STUD ROUNDED ART.66 Ø16*	200 PZ
04.0228001802	**COPRIVITE BOMBATA ART.66 Ø18 ORO LUCIDO** / *BRIGHT GOLD STUD ROUNDED ART.66 Ø18*	200 PZ
04.0228001808	**COPRIVITE BOMBATA ART.66 Ø18 OTT.NICHEL** / *NICKEL PLATED STUD ROUNDED ART.66 Ø18*	200 PZ
04.0228002002	**COPRIVITE BOMBATA ART.66 Ø20 ORO LUCIDO** / *BRIGHT GOLD STUD ROUNDED ART.66 Ø20*	200 PZ
04.0228002008	**COPRIVITE BOMBATA ART.66 Ø20 OTT.NICHEL** / *NICKEL PLATED STUD ROUNDED ART.66 Ø20*	200 PZ
04.0228002402	**COPRIVITE BOMBATA ART.66 Ø24 ORO LUCID** / *BRIGHT GOLD STUD ROUNDED ART.66 Ø24*	200 PZ
04.0228002408	**COPRIVITE BOMBATA ART.66 Ø24 OTT.NICHEL** / *NICKEL PLATED STUD ROUNDED ART.66 Ø24*	200 PZ

ART. - ITEM
04.0230

Borchia coprivite conica
Conical stud screw-cover

Borchia coprivite conica. Finiture disponibili: ottone lucida, nichelata.
Conical stud screw-cover. Available finishing: bright brass, nickel plated.

DATI TECNICI/TECHNICAL DATA mm				
Ø	12	14	16	18
H	5	5	6	6



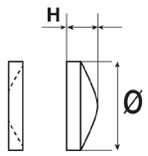

COD.	DESCRIZIONE / DESCRIPTION	
04.0230001208	**COPRIVITE CONICA ART.67 Ø12 OTT.NICHEL** / *NICKEL PLATED CONICAL STUD Ø12*	200 PZ
04.0230001402	**COPRIVITE CONICA ART.67 Ø14 ORO LUCIDO** / *BRASSED CONICAL STUD Ø14*	200 PZ
04.0230001408	**COPRIVITE CONICA ART.67 Ø14 OTT.NICHEL.** / *NIKEL PLATED CONICAL STUD Ø14*	200 PZ
04.0230001608	**COPRIVITE CONICA ART.67 Ø16 OTT.NICHEL** / *NICKEL PLATED CONICAL STUD Ø16*	200 PZ
04.0230001802	**COPRIVITE CONICA ART.67 Ø18 ORO LUCIDO** / *BRASSED CONICAL STUD Ø18*	200 PZ
04.0230001808	**COPRIVITE CONICA ART.67 Ø18 OTT.NICHEL** / *NICKEL PLATED CONICAL STUD Ø18*	200 PZ

ART. - ITEM
04.0232

Borchia
Stud

Borchia in ferro con chiodo centrale. Finitura: brunita nera.
Iron stud with central nail. Finishing: black burnished.

DATI TECNICI/TECHNICAL DATA mm		
Ø	20	28
L	15	15
S	5	5



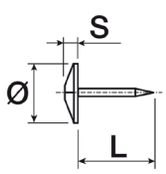

COD.	DESCRIZIONE / DESCRIPTION		
04.0232002003	**BORCHIA ART.164 MM.20 NERA PICCOLA** / *LITTLE BLACK STUD W/NAIL ART.164 20MM*	50 PZ	200 PZ
04.0232002803	**BORCHIA ART.164 MM.28 NERA GRANDE** / *BIG BLACK STUD W/NAIL ART.164 28MM*	50 PZ	200 PZ

ART. - ITEM
04.0246

Fermantina ad angolo
Angle stop for door

Fermantina ad angolo in ferro. Finiture disponibili: bronzata, tropicalizzata, zincata.
Iron angle stop for door. Available finishing: bronzed, yellow zinc plated, zinc plated.



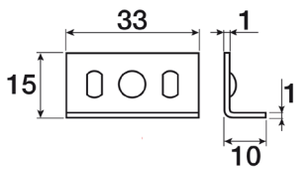

COD.	DESCRIZIONE / DESCRIPTION		
04.0246000001	**FERMANTINA ART.154 A 2 FORI BRONZ.** / *BRONZED STOP FOR DOOR ART.154 W/2 HOLES*	200 PZ	500 PZ
04.0246000006	**FERMANTINA ART.154 A 2 FORI TROPIC** / *TROPICAL STOP FOR DOOR ART.154 W/2 HOLES*	200 PZ	500 PZ
04.0246000009	**FERMANTINA ART.154 A 2 FORI ZINCATA** / *ZINC PL.STOP FOR DOOR ART.154 W/2 HOLES*	200 PZ	500 PZ

ART. - ITEM
04.0246P

Fermantina piana
Flat stop for door

Fermantina piana in ferro. Finiture disponibili: bronzata e zincata.
Iron flat stop for door. Available finishing: bronzed and zinc plated.



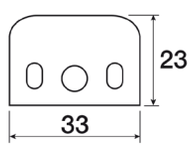

COD.	DESCRIZIONE / DESCRIPTION		
04.0246000P01	**FERMANTINA ART.154 A 2 FORI PIANA BRONZA** / *BRONZED FLAT STOP ART.154 WITH 2 HOLES*	200 PZ	500 PZ
04.0246000P09	**FERMANTINA ART.154 A 2 FORI PIANA ZINC.** / *ZINC PLATED FLAT STOP ART.154 W/2 HOLES*	200 PZ	500 PZ

ART. - ITEM
04.0248

Fermaschienale con punte
Back stop with nails

Fermaschienale in ferro con 4 punte. Finitura: zincata.
Iron back stop with 4 nails. Finishing: zinc plated.



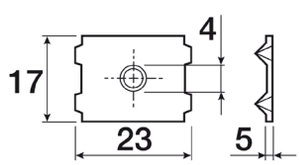

COD.	DESCRIZIONE / DESCRIPTION		
04.0248000000	**FERMASCHIENALE** / *RAW BACK STOP WITH NAILS*	500 PZ	5000 PZ

ART. - ITEM
04.0261

Angolo fermacristalli
Angle glass support

Angolo fermacristalli grande in ferro. Finiture disponibili: ottonata, nichelata.
Iron angle glass support large. Available finishing: brassed, nickel plated.



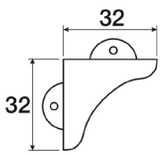

COD.	DESCRIZIONE / DESCRIPTION	
04.0261000402	**ANGOLO ART.0102 H.4 F.OTT. GRANDE** / *BRASSED ANGLE GLASS SUPPORT H.4 LARGE*	100 PZ
04.0261000408	**ANGOLO ART.0102 H.4 F.NICHELATO GRANDE** / *NICKEL PL.ANGLE GLASS SUPPORT H.4 LARGE*	100 PZ

ART. - ITEM
04.0280

Giunzione con dado 4 fori
Joint with 4 holes

Giunzione a coda di rondine con dado 4 fori in ferro. Finitura: tropicalizzata.
Joint with nut 4 holes. Finishing: yellow zinc plated.



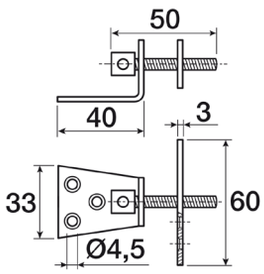

COD.	DESCRIZIONE / DESCRIPTION		
04.0280000000	**VITE A FARFALLA ART.5 DADO 4 FORI TROPIC** / *TROPICALIZED JOINT WITH NUT 4 HOLES*	20 PZ	100 PZ

ART. - ITEM
04.0284

Giunzione doppia
Double joint

Giunzione circolare doppia in ferro. Finitura: tropicalizzata.
Circular iron double joint. Finishing: yellow zinc plated.



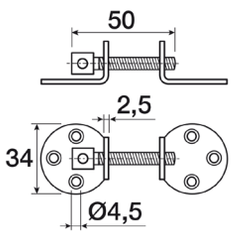

COD.	DESCRIZIONE / DESCRIPTION		
04.0284000006	**VITE A FARFALLA ART.1016 DOPPIA CIRC.TRO** / *YELLOW ZINC PLATED JOINT WITH SCREWS*	20 PZ	100 PZ

ART. - ITEM
06.0088

Vite testa cilindrica forata
Cylindrical head drilled screw

Vite testa cilindrica forata con rondella. Finitura: grezza.
Cylindrical head drilled screw with washer. Finishing: raw.

DATI TECNICI/TECHNICAL DATA mm

F	7/16	7/16	7/16	7/16	7/16	7/16
L	80	100	70	60	50	40



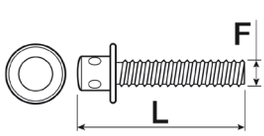

COD.	DESCRIZIONE / DESCRIPTION	
06.0088704000	**VITE TESTA CILINDRICA DA CM.4 ART.1088** / *RAW CYLINDRICAL HEAD SCREW CM.4*	100 PZ
06.0088705000	**VITE TESTA CILINDRICA DA CM.5 ART.1088** / *RAW CYLINDRICAL HEAD SCREW CM.5*	100 PZ
06.0088706000	**VITE TESTA CILINDRICA DA CM.6 ART.1088** / *RAW CYLINDRICAL HEAD SCREW CM.6*	100 PZ
06.0088707000	**VITE TESTA CILINDRICA DA CM.7 ART.1088** / *RAW CYLINDRICAL HEAD SCREW CM.7*	100 PZ
06.0088708000	**VITE TESTA CILINDRICA DA CM.8 ART.1088** / *RAW CYLINDRICAL HEAD SCREW CM.8*	100 PZ
06.0088710000	**VITE TESTA CILINDRICA DA CM.10 ART.1088** / *RAW CYLINDRICAL HEAD SCREW CM.10*	100 PZ

ART. - ITEM
06.0089

Vite testa esagonale taglio cacciavite
Hexagonal screw with screwdriver cut

Vite testa esagonale taglio cacciavite. Finitura: grezza.
Hexagonal screw with screwdriver cut. Finishing: raw.

DATI TECNICI/TECHNICAL DATA mm		
F	7/16	7/16
L	50	40



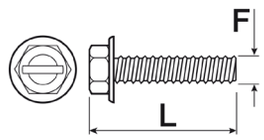

COD.	DESCRIZIONE / DESCRIPTION	
06.0089704000	**VITE T.ESAGONALE 7/16X40 MISURA TOTALE** / *HEXAGONAL HEAD SCREW 7/16X40*	100 PZ
06.0089705000	**VITE T.ESAGONALE 7/16X50 MISURA TOTALE** / *HEXAGONAL HEAD SCREW 7/16X50*	100 PZ

ART. - ITEM
04.0180

Dado lungo
Long nut

Dado lungo in ferro. Da utilizzare con viti Art.06.0088 e 06.0089. Finitura: grezza.
Iron long nut. Suitable for screw 06.0088 and 06.0089. Finishing: raw.

DATI TECNICI/TECHNICAL DATA mm	
F	7/16



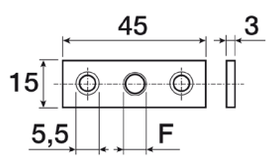

COD.	DESCRIZIONE / DESCRIPTION	
04.0180000000	**DADO ART.1091 LUNGO FERRO LUCIDO** / *RAW LONG NUT ART.91*	200 PZ

ART. - ITEM
04.0290

Calotta
Cover

Calotta in ferro per assemblaggio di letti. Da utilizzare con vite Art.06.0291 Finitura: tropicalizzata.
Iron house to assembly beds. Suitable for screw 06.0291. Finishing: yellow zinc plated.



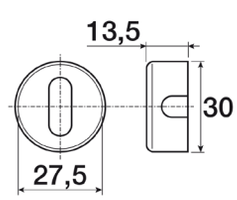

COD.	DESCRIZIONE / DESCRIPTION		
04.0290000006	**CALOTTA ART.509 F.TROPICALIZZATA** / *YELLOW ZINC PLATED HOUSE ART.509*	40 PZ	100 PZ

ART. - ITEM
04.0294

Archetto
Joint

Archetto in ferro per assemblaggio letti. Da utilizzare con vite Art.04.0291. Finitura: grezza.
Iron joint to assembly beds. Suitable for screw 04.0291. Finishing: raw.



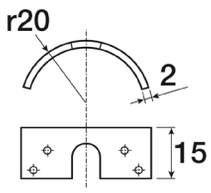

COD.	DESCRIZIONE / DESCRIPTION		
04.0294000000	**ARCHETTO ART.1172 FERRO LUCIDO** / *RAW JOINT ART.1172*	40 PZ	100 PZ

ART. - ITEM
04.0291

Vite per calotta
Screw for cover

Vite per calotta Art.04.0290. Finitura: grezza.
Screw for house 04.0290. Finishing: raw.

DATI TECNICI/TECHNICAL DATA mm			
L	42	52	60



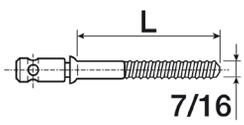

COD.	DESCRIZIONE / DESCRIPTION		
04.0291004000	**VITE MM.42 X CALOTTA FERRO LUCIDO** / *RAW SCREW MM.42 FOR HOUSE*	40 PZ	100 PZ
04.0291005000	**VITE MM.52 X CALOTTA FERRO LUCIDO** / *RAW SCREW MM.52 FOR HOUSE*	40 PZ	100 PZ
04.0291006000	**VITE MM.60 X CALOTTA FERRO LUCIDO** / *RAW SCREW MM.60 FOR HOUSE*	40 PZ	100 PZ

ART. - ITEM
04.0302

Tappo copriforo
Cap for holes

Tappo copriforo in plastica. Finiture disponibili: bianca, nera, marrone.
Plastic cap for holes. Available finishing: white, black, brown.

DATI TECNICI/TECHNICAL DATA mm

Ø	5	6	8	10
H	6	6	7	8



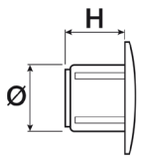

COD.	DESCRIZIONE / DESCRIPTION		
04.0302000540	**COPRIFORO ART.518 Ø5 BIANCO** / *WHITE CAP ART.518 Ø5*	500 PZ	5000 PZ
04.0302000542	**COPRIFORO ART.518 Ø5 MARRONE** / *BROWN CAP ART.518 Ø5*	500 PZ	5000 PZ
04.0302000640	**COPRIFORO ART.518 Ø6 BIANCO** / *WHITE CAP ART.518 Ø6*	500 PZ	1000 PZ
04.0302000641	**COPRIFORO ART.518 Ø6 NERO** / *BLACK CAP ART.518 Ø6*	500 PZ	1000 PZ
04.0302000642	**COPRIFORO ART.518 Ø6 MARRONE** / *BROWN CAP ART.518 Ø6*	500 PZ	1000 PZ
04.0302000840	**COPRIFORO ART.518 Ø8 BIANCO** / *WHITE CAP ART.518 Ø8*	500 PZ	1000 PZ
04.0302000841	**COPRIFORO ART.518 Ø8 NERO** / *BLACK CAP ART.518 Ø8*	500 PZ	1000 PZ
04.0302000842	**COPRIFORO ART.518 Ø8 MARRONE** / *BROWN CAP ART.518 Ø8*	500 PZ	1000 PZ
04.0302001040	**COPRIFORO ART.518 Ø10 BIANCO** / *WHITE CAP ART.518 Ø10*	500 PZ	1000 PZ
04.0302001041	**COPRIFORO ART.518 Ø10 NERO** / *BLACK CAP ART.518 Ø10*	500 PZ	1000 PZ
04.0302001042	**COPRIFORO ART.518 Ø10 MARRONE** / *BROWN CAP ART.518 Ø10*	500 PZ	1000 PZ

ART. - ITEM
04.0302V

Tappo copriforo
Cap for holes

Tappo copriforo in plastica a testa piatta. Finiture disponibili: bianca, nera, marrone.
Flat head plastic cap for holes. Available finishing: white, black, brown.

DATI TECNICI/TECHNICAL DATA mm

Ø	8	10
H	7	8



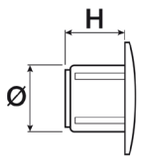

COD.	DESCRIZIONE / DESCRIPTION		
04.0302V00840	**COPRIFORO ART.73 Ø8 L.7 BIANCO** / *WHITE CAP ART.73 Ø8 L.7*	500 PZ	5000 PZ
04.0302V00841	**COPRIFORO ART.73 Ø8 L.7 NERO** / *BLACK CAP ART.73 Ø8 L.7*	500 PZ	5000 PZ
04.0302V00842	**COPRIFORO ART.73 Ø8 L.7 MARRONE** / *BROWN CAP ART.73 Ø8 L.7*	500 PZ	5000 PZ
04.0302V01040	**COPRIFORO ART.76A Ø10 L.8 BIANCO** / *WHITE CAP ART.76A Ø10 L.8*	500 PZ	5000 PZ
04.0302V01041	**COPRIFORO ART.76A Ø10 L.8 NERO** / *BLACK CAP ART.76A Ø10 L.8*	500 PZ	5000 PZ
04.0302V01042	**COPRIFORO ART.76A Ø10 L.8 MARRONE** / *BROWN CAP ART.76A Ø10 L.8*	500 PZ	5000 PZ

ART. - ITEM
04.0303

Tappo copriforo
Hole cap

Tappo copriforo in plastica tipo basso. Finiture disponibili: bianca, marrone.
Short plastic cap for holes. Available finishing: white, brown.

DATI TECNICI/TECHNICAL DATA mm		
Ø	14	16
H	3	3



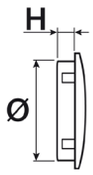

COD.	DESCRIZIONE / DESCRIPTION		
04.0303031440	**COPRIFORO Ø14 H.3 IN PLASTICA BIANCO** */ WHITE CAP Ø14 H.3*	500 PZ	1000 PZ
04.0303031442	**COPRIFORO Ø14 H.3 IN PLASTICA MARRO.** */ BROWN CAP Ø14 H.3*	500 PZ	1000 PZ
04.0303031640	**COPRIFORO Ø16 H.3 IN PLASTICA BIANCO** */ WHITE CAP Ø16 H.3*	500 PZ	1000 PZ
04.0303031642	**COPRIFORO Ø16 H.3 IN PLASTICA MARRO.** */ BROWN CAP Ø16 H.3*	500 PZ	1000 PZ

ART. - ITEM
04.0301

Copriforo adesivo
Adhesive hole covers

Prodotto utilizzabile in molteplici applicazioni. Per esempio: negli armadietti, nei cassetti del bagno e della cucina, nei mobili dell'ufficio per nascondere fori o teste di viti o qualsiasi altra imperfezione. Efficacia superiore garantita dalla perfetta corrispondenza dei colori e dallo spessore di soli 0,45 mm che lo rende quasi invisibile. Inoltre, l'alta qualità dell'adesivo utilizzato lo rende un prodotto estremamente affidabile nel tempo.
Adhesive hole covers, available in many colours and finishing, are used in many different applications. For example: in kitchen and bathroom cabinets and drawers to hide holes or heads of the screws. Higher effectiveness because they are hidden thanks to the perfect correspondence colours and to the thickness of only 0,45mm that makes them almost invisible. The high quality of the adhesive used makes it a product extremely effective and reliable for a long time.



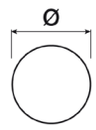

DATI TECNICI/TECHNICAL DATA mm

Ø	13	20

COD.	DESCRIZIONE / DESCRIPTION		
04.0301001310	**COPRIFORO ADESIVO Ø13 CROMO** / *ADHESIVE HOLE COVERS Ø13 CHROME*	100 PZ	2000 PZ
04.0301001339	**COPRIFORO ADESIVO Ø13 ALLUMINIO 93336** / *ADHESIVE HOLE COVERS Ø13 ALUMINIUM 93336*	100 PZ	2000 PZ
04.0301001340	**COPRIFORO ADESIVO Ø13 BIANCO 13744V** / *ADHESIVE HOLE COVERS Ø13 WHITE 13744V*	100 PZ	2000 PZ
04.0301001340B	**COPRIFORO ADESIVO Ø13 BIANCO 11164** / *ADHESIVE HOLE COVERS Ø13 WHITE 11164*	100 PZ	2000 PZ
04.0301001341	**COPRIFORO ADESIVO Ø13 NERO 657** / *ADHESIVE HOLE COVERS Ø13 BLACK 657*	100 PZ	2000 PZ
04.0301001343	**COPRIFORO ADESIVO Ø13 BEIGE 18052** / *ADHESIVE HOLE COVERS Ø13 BEIGE 18052*	100 PZ	2000 PZ
04.0301001354	**COPRIFORO ADESIVO Ø13 GRIGIO 93520** / *ADHESIVE HOLE COVERS Ø13 GREY 93520*	100 PZ	2000 PZ
04.0301001362	**COPRIFORO ADESIVO Ø13 FAGGIO 374** / *ADHESIVE HOLE COVERS Ø13 BEECH 374*	100 PZ	2000 PZ
04.0301001363	**COPRIFORO ADESIVO Ø13 PINO 282** / *ADHESIVE HOLE COVERS Ø13 PINE 282*	100 PZ	2000 PZ
04.0301001364	**COPRIFORO ADESIVO Ø13 ROVERE 4501** / *ADHESIVE HOLE COVERS Ø13 OAK 4501*	100 PZ	2000 PZ
04.0301001365	**COPRIFORO ADESIVO Ø13 FRASSINO 168** / *ADHESIVE HOLE COVERS Ø13 ASH 168*	100 PZ	2000 PZ
04.0301001370	**COPRIFORO ADESIVO Ø13 MOGANO 988** / *ADHESIVE HOLE COVERS Ø13 MAHOGANY 988*	100 PZ	2000 PZ
04.0301001371	**COPRIFORO ADESIVO Ø13 CILIEGIO 9019** / *ADHESIVE HOLE COVERS Ø13 CHERRY 9019*	100 PZ	2000 PZ
04.0301001371C	**COPRIFORO ADESIVO Ø13 CILIEGIO 9049** / *ADHESIVE HOLE COVERS Ø13 CHERRY 9049*	100 PZ	2000 PZ
04.0301001373	**COPRIFORO ADESIVO Ø13 NOCE 6077** / *ADHESIVE HOLE COVERS Ø13 WALNUT 6077*	100 PZ	2000 PZ
04.0301001373B	**COPRIFORO ADESIVO Ø13 NOCE 6045** / *ADHESIVE HOLE COVERS Ø13 WALNUT 6045*	100 PZ	2000 PZ
04.0301001375B	**COPRIFORO ADESIVO Ø13 ACERO 257** / *ADHESIVE HOLE COVERS Ø13 MAPLE 257*	200 PZ	2000 PZ
04.0301001377	**COPRIFORO ADESIVO Ø13 NOCE SCURO 6078** / *ADHESIVE HOLE COVERS Ø13 WALNUT 6078*	100 PZ	2000 PZ
04.0301001390	**COPRIFORO ADESIVO Ø13 WENGE 994PLR2** / *ADHESIVE HOLE COVERS Ø13 WENGHE'994*	100 PZ	2000 PZ
04.0301001390B	**COPRIFORO ADESIVO Ø13 WENGE 9005** / *ADHESIVE HOLE COVERS Ø13 WENGHE' 90*	100 PZ	2000 PZ
04.0301001391	**COPRIFORO ADESIVO Ø13 SICOMORO 727** / *ADHESIVE HOLE COVERS Ø13 SYCAMORE 727*	100 PZ	2000 PZ
04.0301001395	**COPRIFORO ADESIVO Ø13 PANNA 18056** / *ADHESIVE HOLE COVERS Ø13 CREAM 18056*	100 PZ	2000 PZ
04.0301002040C	**COPRIFORO ADESIVO Ø20 BIANCO 11164** / *ADHESIVE HOLE COVERS Ø20 WHITE 11164*	90 PZ	900 PZ
04.0301002041B	**COPRIFORO ADESIVO Ø20 NERO 657PLR2** / *ADHESIVE HOLE COVERS Ø20 BLACK 657PLR2*	90 PZ	900 PZ
04.0301002071	**COPRIFORO ADESIVO Ø20 CILIEGIO 9019** / *ADHESIVE HOLE COVERS Ø20 CHERRY 9019*	90 PZ	900 PZ
04.0301002095	**COPRIFORO ADESIVO Ø20 PANNA 18056** / *ADHESIVE HOLE COVERS Ø20 CREAM 18056*	90 PZ	900 PZ
04.030101339M	**COPRIFORO ADESIVO Ø13 ALLUMINIO MET. 07** / *ADHESIVE HOLE COVERS Ø13 ALU MET 07*	100 PZ	2000 PZ

ART. - ITEM
04.0304

Spessore a cuneo
Furniture wedges

Spessore a cuneo in plastica. Finitura: marrone.
Plastic furniture wedges. Finishing: brown.

DATI TECNICI/TECHNICAL DATA mm		
H	15	20
L	60	100



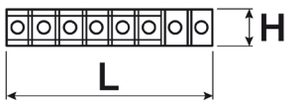

COD.	DESCRIZIONE / DESCRIPTION		
04.0304156042	**SPESSORE A CUNEO 15X60 MARRONE** / *BROWN FURNITURE WEDGE 15X60*	500 PZ	2000 PZ
04.0304201042	**SPESSORE A CUNEO MARRONE 20X100** / *BROWN FURNITURE WEDGE 20X100*	500 PZ	1000 PZ

ART. - ITEM
04.0305

Rondella in plastica
Plastic washer

Rondella in plastica. Finitura: trasparente.
Plastic washer. Finishing: neutral.



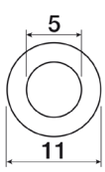

COD.	DESCRIZIONE / DESCRIPTION		
04.0305000044	**RONDELLA SOTTOVITE 11X5,5X1,5 TRASP.** / *TRANSPARENT PLASTIC WASHER 11X5,5X1,5*	500 PZ	1000 PZ

ART. - ITEM
04.0306

Orlo sottovite con bordo
Underscrew rim with edge

Orlo sottovite in plastica con bordo. Finitura: trasparente.
Plastic underscrew rim with edge. Finishing: neutral.



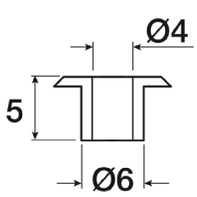

COD.	DESCRIZIONE / DESCRIPTION		
04.0306000000	**SOTTOVITE ART.45 CON BORDO TRASPARENTE** / *NEUTRAL PLASTIC UNDERSCREW RIM W/EDGE*	500 PZ	1000 PZ

ART. - ITEM
04.0063

Ventosa nylon
Nylon plastic sucker

Ventosa in nylon per foro diametro 6mm. Finitura: neutra.
Nylon plastic sucker for hole diameter 6mm. Finishing: neutral.



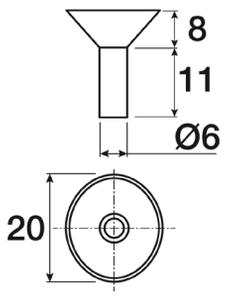

COD.	DESCRIZIONE / DESCRIPTION		
04.0063000044	**VENTOSA PER CRISTALLI ART.31** / *TRASPARENT PLASTIC SUCKER ART.31*	200 PZ	1000 PZ

ART. - ITEM
04.0064

Ventosa nylon
Nylon plastic sucker

Ventosa nylon per foro diametro 6mm. Finitura: neutra.
Nylon plastic sucker for hole diameter 6mm. Finishing: neutral.



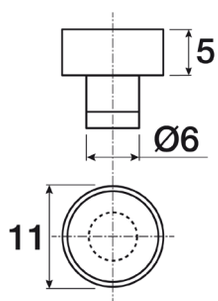

COD.	DESCRIZIONE / DESCRIPTION		
04.0064000044	**VENTOSA NYLON TRASPARENTE** / *NYLON PLASTIC SUCKER*	200 PZ	5000 PZ

ART. - ITEM
04.0262

Fermacassetto in nylon
Nylon drawer stop

Fermacassetto in nylon. Finitura: neutra.
Nylon drawer stop. Finishing: neutral.



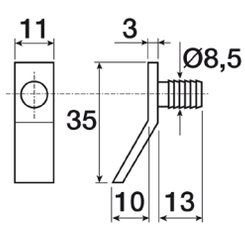

COD.	DESCRIZIONE / DESCRIPTION		
04.0262000044	**FERMACASSETTO NYLON NEUTRO** / *TRASPARENT NYLON DRAWER STOP*	100 PZ	1000 PZ

ART. - ITEM
04.0321

Tappeto antiscivolo
Non-slip mat

Caratterizzato dall'elevata capacità antiscivolo che garantisce la massima sicurezza perchè, una volta adagiato, rimarrà sempre nella stessa sede. Inoltre, offre eccellenti proprietà di isolamento acustico ed un'ottima resistenza all'abrasione. L'utilizzo, in generale, è effettuato ogni qualvolta si vogliano proteggere oggetti da scivolamenti o superfici da urti, danneggiamenti, sporco.
Non-slip mats are charaterized by their high anti-slip properties of the backing that guarantee maximum safety because the mats will always stay in place once you place them. Furthermore, offers excellent noise insulation properties and a very good abrasion resistance. Mats are used whenever objects need to be secured against sliding or surfaces require protection against damage and dirt.



DATI TECNICI/TECHNICAL DATA mm	
	20 MT
	1,2

COD.	DESCRIZIONE / DESCRIPTION	
04.0321154854	**TAPPETINO ANTISCIVOLO ART.RLN15I2 H.480** */ NON-SLIP MAT TH.1,2 H.480MM LIGHT GREY*	20 MT

ART. - ITEM
04.0315B

Paracolpo ammortizzato
Damper

Paracolpo completo di anello in plastica per il montaggio incassato e di basetta per il montaggio esterno. Finiture disponibili: alluminio, bianca.
Damper complete of plastic ring for the built-in assembly and plate for the external assembly. Available finishing: aluminum, white.



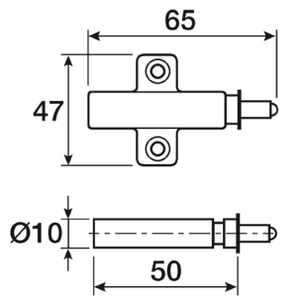

COD.	DESCRIZIONE / DESCRIPTION		
04.0315B00038	**PARACOLPO T.SMOVE C/AN+BASE SILVER** / *SILVER DAMPER*	20 PZ	100 PZ
04.0315B00040	**PARACOLPO T.SMOVE C/AN+BASE BIANCO** / *WHITE DAMPER*	20 PZ	100 PZ

ART. - ITEM
04.0319

Paracolpo ammortizzato
Damper

Paracolpo con basetta da avvitare. Finitura: grigia.
Damper with plate to screw. Finishing: grey.



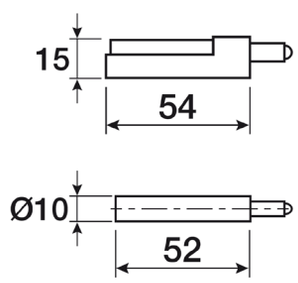

COD.	DESCRIZIONE / DESCRIPTION		
04.0319000054	**PARACOLPO T.SMOVE DA AVVIT. GRIGIO** / *GREY DAMPER W/PLATE*	20 PZ	100 PZ

ART. - ITEM
04.FD006

Smove
Smove

Smove per ammortizzare la chiusura dell'anta. Applicare un foro Ø10 al centro del cappello o del basamento del mobile dove inserire lo SMOVE. Per ante di altezza superiore a 1600 mm oppure per ante con telaio in legno o alluminio, potrebbe essere necessario l'utilizzo di due Smove, uno da inserire nel cappello e uno nel basamento del mobile. Finiture disponibili: bianca, grigia.

Smove to decelerate the closure of the door. Make a Ø10 hole and insert the smove at the centre of the top or the base panel of the cabinet. For wood-based and alu-framed doors over 1.600mm height, it may be necessary to use two smove, one to be inserted into the top and the second into the base panel of the cabinet.

SALICE



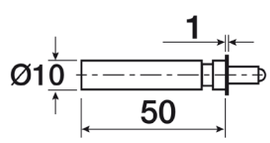

COD.	DESCRIZIONE / DESCRIPTION		
04.FD006SNB00	**SMOVE ART.D006SNB BIANCO** / *WHITE SMOVE ART.D006SNB*	10 PZ	250 PZ
04.FD006SNG00	**SMOVE ART.D006SNG GRIGIO** / *GREY SMOVE ART.D006DNG*	10 PZ	250 PZ

ART. - ITEM
04.FD064

Adattatore per smove
Smove adapter

Adattatore da avvitare per smove Art.04.FD006, l'adattatore consente il montaggio dello SMOVE senza dovere forare il piano nello spessore. Finiture disponibili: bianca, grigia.
Screw-in smove adapter for smove 04.FD006, the adapter allows the mounting of the smove without drilling the surface. Available finishing: white, grey.

SALICE



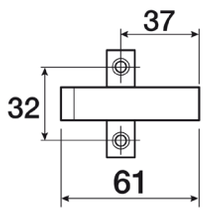

COD.	DESCRIZIONE / DESCRIPTION		
04.FD064SNBN0	**ADATTATORE ART.D064SNBN BIANCO** / *WHITE SMOVE ADAPTER ART. D064SNGN*	10 PZ	500 PZ
04.FD064SNGN0	**ADATTATORE ART.D064SNGN GRIGIO** / *GREY SMOVE ADAPTER ART. D064SNGN*	10 PZ	500 PZ

ART. - ITEM
04.D0S8S

Smove
Smove

Smove da utilizzare con ante a due cerniere.
Smove to be used with double-hinged doors.

SALICE



COD.	DESCRIZIONE / DESCRIPTION		
04.D0S8SNG000	**SMOVE X ANTE A DUE CERNIERE CORSA 18** / *SMOVE FOR TWO HINGE DOORS 18MM*	10 PZ	300 PZ

ART. - ITEM
04.DARX0

Adattatore per cerniera collo 0
Adapter for hinge crank 0

Adattatore da utilizzare SOLO con basi a croce 37x 32 mm. per il montaggio dello Smove art.04.D0S8S. In caso di utilizzo con basi con fissaggio a vite legno, utilizzare una vite con testa Ø 8 mm e lunga 16 mm.
Adapter to be used only with cross mounting plate 37X32mm for mounting smove 04.D0S8S. If used with mounting plates with chipboards screw, use a screw with head Ø8 and lenght 16mm.

SALICE



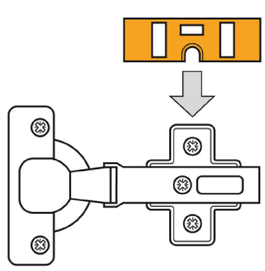

COD.	DESCRIZIONE / DESCRIPTION		
04.DARX090000	**SUPPORTO X BASI IN ZAMA H=0** / *ADAPTER FOR MOUNTING PLATE H.0*	10 PZ	300 PZ

ART. - ITEM
04.DARX9

Adattatore per cerniera collo 9
Adapter for hinge crank 9

Adattatore da utilizzare SOLO con basi a croce 37x 32 mm. per il montaggio dello Smove art.04.D0S8S. In caso di utilizzo con basi con fissaggio a vite legno, utilizzare una vite con testa Ø 8 mm e lunga 16 mm.
Adapter to be used only with cross mounting plate 37X32mm for mounting smove 04D0S8S. If used with mounting plates with chipboard screw, use a screw with head Ø8 and lenght 16mm.

SALICE



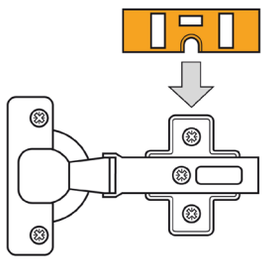

COD.	DESCRIZIONE / DESCRIPTION		
04.DARX990000	**SUPPORTO X BASI IN ZAMA H=9** / *ADAPTER FOR MOUNTING PLATE H.9*	10 PZ	300 PZ

ART. - ITEM
04.FMA1127

Paracolpo da incassare
Built-in shock absorber

Paracolpo in plastica da incassare. Finitura: nera.
Plastic built-in shock absorber. Finishing: black.



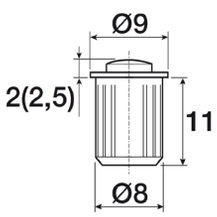

COD.	DESCRIZIONE / DESCRIPTION		
04.FMA1127041	**PARACOLPO ART.MA0112700NE1 NERO** / *BLACK SHOCK ABSORBER ART.MA0112700NE1*	40 PZ	100 PZ

ART. - ITEM
04.0320

Paracolpo adesivo
Adhesive bumpers

Prodotto in copolimero di etilene ed acetato di vinile. Particolarmente indicato per evitare il contatto diretto vetro/metallo. Utilizzabile come antivibrante, distanziatore e antiscivolo.
The adhesive shock absorber are produced in a copolymer of ethylene and vinyl acetate. Ideal to avoid direct contact between glass and metal. Usable as a shock absorber, spacer and non-slip.



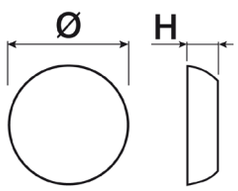

DATI TECNICI/TECHNICAL DATA mm

Ø	7	10	10	13
H	1,5	3	1,5	4

COD.	DESCRIZIONE / DESCRIPTION		
04.0320071544	**PARACOLPO ADESIVO EMISFERICO DIAM. 7X1,5** / *ADHESIVE SHOCK ABSORBER ART.611 Ø7X1,5*	200 PZ	5000 PZ
04.0320101544	**PARACOLPO ADESIVO EMISFERICO Ø10X1,5** / *ADHESIVE SHOCK ABSORBER ART.611 Ø10X1,5*	200 PZ	5000 PZ
04.0320103044	**PARACOLPO ADESIVO EMISFERICO DIAM. 10X3** / *ADHESIVE SHOCK ABSORBER ART.611 Ø10X3*	200 PZ	5000 PZ
04.0320134044	**PARACOLPO ADESIVO CILINDRICO DIAM. 13X4** / *ADHESIVE SHOCK ABSORBER ART.611 Ø13X4*	200 PZ	4000 PZ

ART. - ITEM
04.0326

Paracolpo bombato in gomma
Rubber rounded bumper

Paracolpo bombato in gomma per foro diametro 5mm. Finiture disponibili: bianca, marrone, trasparente.
Rubber rounded shock absorber for hole diameter 5mm. Available finishing: white,brown, neutral.



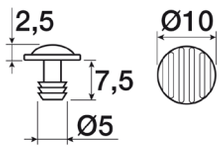

COD.	DESCRIZIONE / DESCRIPTION		
04.0326000540	**PARACOLPO IN PLASTICA Ø5 BIANCO** / *WHITE RUBBER BUMPER Ø5*	500 PZ	5000 PZ
04.0326000542	**PARACOLPO IN PLASTICA Ø5 MARRONE** / *BROWN RUBBER BUMPER Ø5*	500 PZ	5000 PZ
04.0326000544	**PARACOLPO IN PLASTICA Ø5 TRASPARENTE** / *TRANSPARENT RUBBER BUMPER Ø5*	500 PZ	5000 PZ

ART. - ITEM
04.0328

Paracolpo piatto in gomma
Rubber flat bumper

Paracolpo piatto in gomma per foro diametro 6mm. Finiture disponibili: marrone, trasparente.
Rubber flat shock absorber for hole diameter 6mm. Available finishing: brown, neutral.



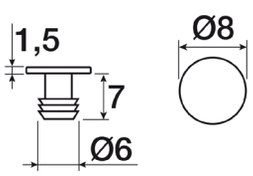

COD.	DESCRIZIONE / DESCRIPTION		
04.0328000642	**PARACOLPO IN PLASTICA Ø6 MARRONE** / *BROWN RUBBER BUMPER Ø6*	500 PZ	5000 PZ
04.0328000644	**PARACOLPO IN PLASTICA Ø6 TRASPARENTE** / *FLAT NEUTRAL BUMPER Ø6*	500 PZ	5000 PZ

ART. - ITEM
04.0330

Sottosedia in plastica con chiodo
Plastic glide with nail

Sottosedia in plastica con chiodo. Finiture disponibili: bianca, nera, marrone.
Plastic glide with nail. Available finishing: white, black, brown.

DATI TECNICI/TECHNICAL DATA mm					
Ø	12	14	17	20	24
H	5	5	5	5	5
H1	14	14	14	14	14



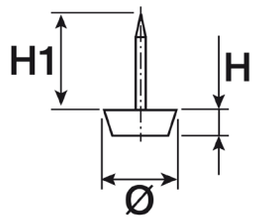

COD.	DESCRIZIONE / DESCRIPTION		
04.0330001242	**SOTTOSEDIA ART.137 Ø12 C.F.V.MARRONE** / *BROWN PLASTIC GLIDE ART.137 Ø12*	200 PZ	2000 PZ
04.0330001440	**SOTTOSEDIA ART.137 Ø14 C.F.V. BIANCO** / *WHITE PLASTIC GLIDE ART.137 Ø14*	200 PZ	1500 PZ
04.0330001441	**SOTTOSEDIA ART.137 Ø14 C.F.V.NERO** / *BLACK PLASTIC GLIDE ART.137 Ø14*	200 PZ	1500 PZ
04.0330001442	**SOTTOSEDIA ART.137 Ø14 C.F.V.MARRONE** / *BROWN PLASTIC GLIDE ART.137 Ø14*	200 PZ	1500 PZ
04.0330001740	**SOTTOSEDIA ART.137 Ø17 C.F.V. BIANCO** / *WHITE PLASTIC GLIDE ART.137 Ø17*	200 PZ	1000 PZ
04.0330001741	**SOTTOSEDIA ART.137 Ø17 C.F.V.NERO** / *BLACK PLASTIC GLIDE ART.137 Ø17*	200 PZ	1000 PZ
04.0330001742	**SOTTOSEDIA ART.137 Ø17 C.F.V.MARRONE** / *BROWN PLASTIC GLIDE ART.137 Ø17*	200 PZ	1000 PZ
04.0330002040	**SOTTOSEDIA ART.137 Ø20 C.F.V. BIANCO** / *WHITE PLASTIC GLIDE ART.137 Ø20*	200 PZ	1000 PZ
04.0330002041	**SOTTOSEDIA ART.137 Ø20 C.F.V.NERO** / *BLACK PLASTIC GLIDE ART.137 Ø20*	200 PZ	1000 PZ
04.0330002042	**SOTTOSEDIA ART.137 Ø20 C.F.V.MARRONE** / *BROWN PLASTIC GLIDE ART.137 Ø20*	200 PZ	1000 PZ
04.0330002441	**SOTTOSEDIA ART.137 Ø24 C.F.V.NERO** / *BLACK PLASTIC GLIDE ART.137 Ø24*	200 PZ	1000 PZ
04.0330002442	**SOTTOSEDIA ART.137 Ø24 C.F.V.MARRONE** / *BROWN PLASTIC GLIDE ART.137 Ø24*	200 PZ	1000 PZ

ART. - ITEM
04.0331

Sottosedia in plastica con chiodo
Plastic glide with nail

Sottosedia in plastica con chiodo. Finitura: neutra.
Plastic glide with nail. Finishing: neutral.

DATI TECNICI/TECHNICAL DATA mm	
Ø	19
H	5
H1	13



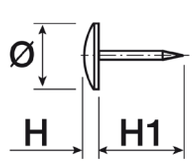

COD.	DESCRIZIONE / DESCRIPTION		
04.0331001944	**PATTINO PER MOBILI ART.90** / *PLASTIC GLIDE ART.90 W/NAIL*	200 PZ	1000 PZ

ART. - ITEM
04.0332

Sottosedia in acciaio con chiodo
Steel glide with nail

Sottosedia in acciaio con chiodo. Finitura: nichelata.
Steel glide with nail. Finishing: nickel plated.

DATI TECNICI/TECHNICAL DATA mm

Ø	15	18	20	23	26	30	40
H	8	9	10	11	11	12	12
H1	16	17	17	15	20	20	20



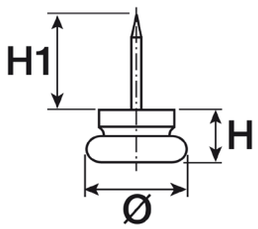

COD.	DESCRIZIONE / DESCRIPTION		
04.0332001508	**SCIVOLO ART.183 Ø15 ACCIAIO** / *STEEL GLIDE ART.183 Ø15*	200 PZ	500 PZ
04.0332001808	**SCIVOLO ART.183 Ø18 ACCIAIO** / *STEEL GLIDE ART.183 Ø18*	200 PZ	500 PZ
04.0332002008	**SCIVOLO ART.183 Ø20 ACCIAIO** / *STEEL GLIDE ART.183 Ø20*	200 PZ	500 PZ
04.0332002308	**SCIVOLO ART.183 Ø23 ACCIAIO** / *STEEL GLIDE ART.183 Ø23*	100 PZ	300 MT
04.0332002608	**SCIVOLO ART.183 Ø26 ACCIAIO** / *STEEL GLIDE ART.183 Ø26*	100 PZ	200 PZ
04.0332003008	**SCIVOLO ART.183 Ø30 ACCIAIO** / *STEEL GLIDE ART.183 Ø30*	50 PZ	150 PZ
04.0332004008	**SCIVOLO ART.183 Ø40 ACCIAIO** / *STEEL GLIDE ART.183 Ø40*	50 PZ	100 PZ

ART. - ITEM
04.0435

Sottosedia in acciaio
Steel glide

Sottosedia in acciaio con chiodo. Finitura: nichelata.
Steel glide with nail. Finishing: nickel plated.

DATI TECNICI/TECHNICAL DATA mm

Ø	18
H	4,7
H1	13,8



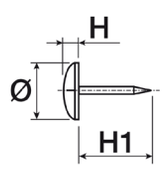

COD.	DESCRIZIONE / DESCRIPTION		
04.0435001808	**SCIVOLO ART.435 C/PUNTA DA 18 NICHELATO** / *NICKEL PLATED STEEL GLIDE Ø18 WITH NAIL*	200 PZ	1000 PZ

ART. - ITEM
04.0334

Sottosedia in gomma con vite
Rubber glide with nail

Sottosedia in gomma con vite. Venduto in confezione da 8 pezzi.
Finiture disponibili: bianca, nera, marrone.
Rubber glide with nail. Box of 8 pieces. Available finishing: white, black, brown.



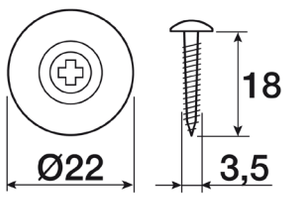

COD.	DESCRIZIONE / DESCRIPTION		
04.0334002240	**CONF.SOTTOSEDIA IN GOMMA MM.23 C/VITE BI** / *WHITE GLIDE MM.23 WITH NAIL 8PCS*	20 CF	100 CF
04.0334002241	**CONF.SOTTOSEDIA IN GOMMA MM.23 C/VITE NE** / *BLACK GLIDE MM.23 WITH NAIL 8PCS*	20 CF	100 CF
04.0334002242	**CONF.SOTTOSEDIA IN GOMMA MM.23 C/VITE** / *BROWN GLIDE MM.23 WITH NAIL 8PCS*	20 CF	100 CF

ART. - ITEM
04.0335

Sottosedia in plastica
Plastic glide

Sottosedia in plastica con chiodo e base in feltro. Finitura: marrone.
Plastic glide with nail and felt base. Finishing: brown.

DATI TECNICI/TECHNICAL DATA mm		
Ø	22	26
H	10	10
H1	17	17



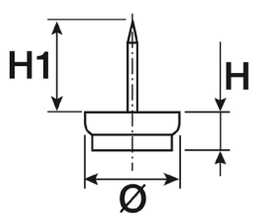

COD.	DESCRIZIONE / DESCRIPTION		
04.0335002242	**SCIVOLO ART.439 Ø22 C/FELT.MARRONE** / *PLASTIC GLIDE Ø22 W/NAIL AND FELT BASE*	200 PZ	500 PZ
04.0335002642	**SCIVOLO ART.439 Ø26 C/FELT.MARRONE** / *PLASTIC GLIDE Ø26 W/NAIL AND FELT BASE*	200 PZ	500 PZ

ART. - ITEM
04.0336

Feltrino adesivo tondo
Round adhesive felts

L'alta qualità delle materie prime associata alla tenacia degli adesivi utilizzati rendono questo prodotto molto efficace ed affidabile nel tempo. Utilizzabile per funzioni antigraffio, scivolo, antiurto, antivibrante, rivestimento e distanziatore. Finiture disponibili: bianca, marrone.
The high quality of the raw materials together with the strength of the adhesives used, makes this product extremely effective and reliable for a long time. Adhesive felts are useful as scratchproof, slides, shockproof, anti-vibrating, coating and as spacers. Available finishing: white, brown.



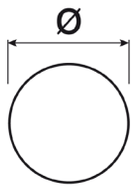

DATI TECNICI/TECHNICAL DATA mm

Ø	14	16	18	20	22	24	26	28	30
	3,5	3,5	3,5	3,5	3,5	3,5	3,5	3,5	3,5

COD.	DESCRIZIONE / DESCRIPTION		
04.0336001440	**FELTRINO DA MM.14 BIANCO SPESSORE 3,5** */ WHITE FELT MM.14*	300 PZ	1500 PZ
04.0336001442	**FELTRINO DA MM.14 MARRONE SPESSORE 3,5** */ BROWN FELT MM.14*	300 PZ	1500 PZ
04.0336001640	**FELTRINO DA MM.16 BIANCO SPESSORE 3,5** */ WHITE FELT MM.16*	250 PZ	1000 PZ
04.0336001642	**FELTRINO DA MM.16 MARRONE SPESSORE 3,5** */ BROWN FELT MM.16*	250 PZ	1000 PZ
04.0336001840	**FELTRINO DA MM.18 BIANCO SPESSORE 3,5** */ WHITE FELT MM.18*	200 PZ	1000 PZ
04.0336001842	**FELTRINO DA MM.18 MARRONE SPESSORE 3,5** */ BROWN FELT MM.18*	200 PZ	1000 PZ
04.0336002040	**FELTRINO DA MM.20 BIANCO SPESSORE 3,5** */ WHITE FELT MM.20*	250 PZ	1000 PZ
04.0336002042	**FELTRINO DA MM.20 MARRONE SPESSORE 3,5** */ BROWN FELT MM.20*	250 PZ	1000 PZ
04.0336002242	**FELTRINO DA MM.22 MARRONE SPESSORE 3,5** */ BROWN FELT MM.22*	250 PZ	1000 PZ
04.0336002440	**FELTRINO DA MM.24 BIANCO SPESSORE 3,5** */ WHITE FELT MM.24*	180 PZ	1000 PZ
04.0336002442	**FELTRINO DA MM.24 MARRONE SPESSORE 3,5** */ BROWN FELT MM.24*	180 PZ	1008 PZ
04.0336002640	**FELTRINO DA MM.26 BIANCO SPESSORE 3,5** */ WHITE FELT MM.26*	160 PZ	1024 PZ
04.0336002642	**FELTRINO DA MM.26 MARRONE SPESSORE 3,5** */ BROWN FELT MM.26*	160 PZ	1024 PZ
04.0336002840	**FELTRINO DA MM.28 BIANCO SPESSORE 3,5** */ WHITE FELT MM.28*	120 PZ	1008 PZ
04.0336002842	**FELTRINO DA MM.28 MARRONE SPESSORE 3,5** */ BROWN FELT MM.28*	120 PZ	1008 PZ
04.0336003040	**FELTRINO DA MM.30 BIANCO SPESSORE 3,5** */ WHITE FELT MM.30*	105 PZ	1008 PZ
04.0336003042	**FELTRINO DA MM.30 MARRONE SPESSORE 3,5** */ BROWN FELT MM.30*	105 PZ	1008 PZ

ART. - ITEM
04.0337

Feltrino adesivo quadrato
Square adhesive felts

L'alta qualità delle materie prime associata alla tenacia degli adesivi utilizzati rendono questo prodotto molto efficace ed affidabile nel tempo. Utilizzabile per funzioni antigraffio, scivolo, antiurto, antivibrante, rivestimento e distanziatore. Finiture disponibili: bianca, marrone.
The high quality of the raw materials together with the strength of the adhesives used, makes this product extremely effective and reliable for a long time. Adhesive felts are useful as scratchproof, slides, shockproof, anti-vibrating, coating and as spacers. Available finishing: white, brown.



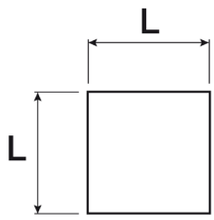

DATI TECNICI/TECHNICAL DATA mm

L	20x20	20x30	25x25	25x50	30x30	50x50
	3,5	3,5	3,5	3,5	3,5	3,5

COD.	DESCRIZIONE / DESCRIPTION		
04.0337202042	**FELTRINO DA MM.20X20 MARRONE SPESS. 3,5** / *BROWN FELT MM.20X20*	250 PZ	1000 PZ
04.0337203042	**FELTRINO DA MM.20X30 MARRONE SPESS. 3,5** / *BROWN FELT MM.20X30*	140 PZ	1008 PZ
04.0337252540	**FELTRINO DA MM.25X25 BIANCO SPESSORE 3,5** / *WHITE FELT MM.25X25*	160 PZ	1024 PZ
04.0337252542	**FELTRINO DA MM.25X25 MARRONE SPESS. 3,5** / *BROWN FELT MM.25X25*	160 PZ	1024 PZ
04.0337255042	**FELTRINO DA MM.25X50 MARRONE SPESS. 3,5** / *BROWN FELT MM.25X50*	90 PZ	900 PZ
04.0337303040	**FELTRINO DA MM.30X30 BIANCO SPESSORE 3,5** / *WHITE FELT MM.30X30*	105 PZ	1008 PZ
04.0337303042	**FELTRINO DA MM.30X30 MARRONE SPESS. 3,5** / *BROWN FELT MM.30X30*	105 PZ	1008 PZ
04.0337505042	**FELTRINO DA MM.50X50 MARRONE SPESS. 3,5** / *BROWN FELT MM.50X50*	40 PZ	400 PZ

ART. - ITEM
04.55902

Rotolo velluto adesivo
Adhesive velvet roll

Rotolo velluto adesivo altezza mm.20 lungo 75m. Finitura: marrone.
Adhesive velvet roll height 20mm, length 75m. Finishing: brown.

DATI TECNICI/TECHNICAL DATA mm

	75 MT



COD.	DESCRIZIONE / DESCRIPTION	
559 02	**ROTOLI VELL.MARRONE L.75 ML. H.20 MM.** / *BROWN VELVET ROLL L.75 H.20*	1 RT

ART. - ITEM
04.55903

Rotolo feltro adesivo
Adhesive felt roll

Rotolo feltro adesivo altezza 25mm, lunghezza 25m. Finitura: marrone.;
Adhesive felt roll height 25mm, length 25mm. Finishing: brown.

DATI TECNICI/TECHNICAL DATA mm
25 MT



COD.	DESCRIZIONE / DESCRIPTION	
559 03	**FELTRO ADESIVO NOCE A METRO MM.25X MT.25** / *ADHESIVE WALNUT FELT ROLL L.25MT H.25*	1 RT

ART. - ITEM
04.0338

Pattino in plastica
Plastic stop for door

Pattino in plastica alto 3mm. Finiture disponibili: bianca, nera, marrone.
Plastic stop for door, height 3mm. Available finishing: white, black, brown.



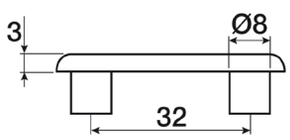

COD.	DESCRIZIONE / DESCRIPTION	
04.0338000340	**PATTINO IN PLASTICA MM.3 BIANCO ART.50/B** / *WHITE PLASTIC STOP FOR DOOR MM. 3*	200 PZ
04.0338000341	**PATTINO IN PLASTICA MM.3 NERO ART.50/B** / *BLACK PLASTIC STOP FOR DOOR MM.3*	200 PZ
04.0338000342	**PATTINO IN PLASTICA MM.3 MARRONE ART.50B** / *BROWN PLASTIC STOP FOR DOOR MM.3*	200 PZ

ART. - ITEM
04.0339

Pattino in plastica
Plastic stop for door

Pattino in plastica alto 7mm. Finiture disponibili: nera, marrone.
Plastic stop for door, height 7mm. Available finishing: black, brown.



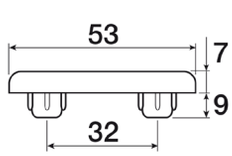

COD.	DESCRIZIONE / DESCRIPTION		
04.0339000741	**FERMAPORTA PLASTICA ART.50/E NERO** / *BLACK PLASTIC STOP FOR DOOR MM.7*	200 PZ	500 PZ
04.0339000742	**FERMAPORTA PLASTICA ART.50/E MARRONE** / *BROWN PLASTIC STOP FOR DOOR MM.7*	200 PZ	500 PZ

ART. - ITEM
04.0ACC

Angolare reggirete
Angle bed hook

Angolare reggirete a trapezio 270x35x120mm
Angle bed hook 270x35x120mm.



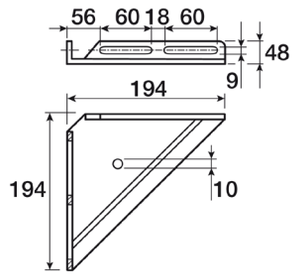

COD.	DESCRIZIONE / DESCRIPTION	
04.0ACC025600	**TRAPEZIO ART.ACC025/6 VERNICIATO NERO** / *BLACK ANGLE BED HOOK ART.ACC025/6*	20 PZ

ART. - ITEM
04.0349

Angolare reggirete
Angle bed hook

Angolare reggirete in ferro. Finitura: zincata.
Iron angle bed hook. Finishing: zinc plated.



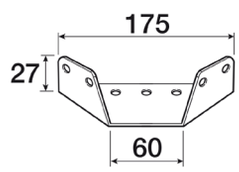

COD.	DESCRIZIONE / DESCRIPTION		
04.0349000009	**REGGIRETE ART.0600** / *ANGLE BED HOOK ART.0600*	20 PZ	180 PZ

ART. - ITEM
04.F700

Reggirete
Bed hook

Reggirete in ferro con foro M8. Finitura: zincata.
Iron bed hook. Finishing: zinc plated.



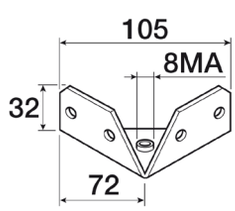

COD.	DESCRIZIONE / DESCRIPTION		
04.F700000309	**REGGIRETE ART.0700 FORO FIL.8MA** / *BED HOOK ART.0700*	25 PZ	250 PZ

ART. - ITEM
04.0351

Angolare reggirete con foro
Angle bed hook with hole

Angolare reggirete in ferro con foro. Finitura: zincata.
Iron angle bed hook with hole. Finishing: zinc plated.



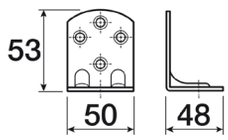

COD.	DESCRIZIONE / DESCRIPTION		
04.0351000009	**REGGIRETE ART.0602 CON 1 FORO** / *BED HOOK ART.0602*	20 PZ	350 PZ

ART. - ITEM
04.0352

Reggirete a due pezzi
Bed hook in two pieces

Reggirete in ferro a due pezzi. Finitura: tropicalizzata.
Iron bed hook in two pieces. Finishing: yellow zinc plated.



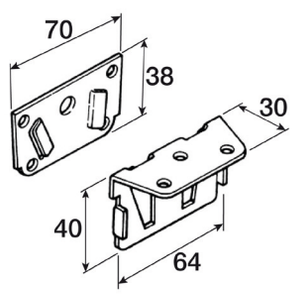

COD.	DESCRIZIONE / DESCRIPTION		
04.0352000006	**FERRO LETTO ART.0605** / *BED HOOK ART.0605*	20 PZ	500 PZ

ART. - ITEM
04.0366

Reggirete regolabile
Adjustable support for bed

Reggirete in ferro regolabile in 5 posizioni. Finitura: tropicalizzata.

Iron support for bed adjustable in 5 position. Finishing: yellow zinc plated.



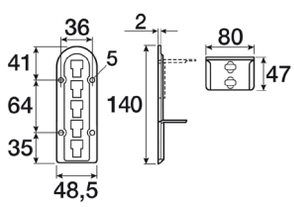

COD.	DESCRIZIONE / DESCRIPTION		
04.0366000006	**SUPPORTO X LETTO ACC.CROM.GIALLO** / *YELLOW CHROMED SUPPORT FOR BED*	20 PZ	350 PZ

ART. - ITEM
04.0353

Ferro da letto
Bed hook

Ferro da letto in due pezzi in ferro fissaggio a vite. Finitura: zincata.
Iron bed hook in two pieces, fixing with screw. Finishing: zinc plated.



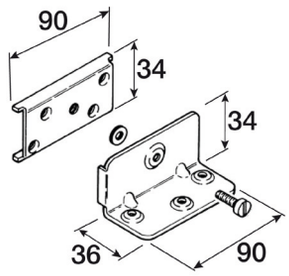

COD.	DESCRIZIONE / DESCRIPTION		
04.0353000009	**FERRO LETTO ART.0606** / *BED HOOK ART.0606*	20 PZ	250 PZ

ART. - ITEM
04.0354

Ferro da letto
Bed hook

Ferro da letto in ferro. Finitura: zincata.
Iron bed hook. Finishing: zinc plated.



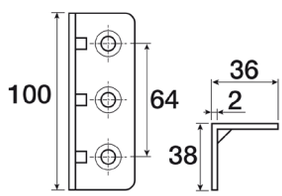

COD.	DESCRIZIONE / DESCRIPTION		
04.0354000009	**ANGOLO ART.607 ZINCATO** / *ZINC PLATED ANGLE ART.607*	20 PZ	300 PZ

ART. - ITEM
04.F2613

Cricchetto per letto
Catch for bed

Cricchetto per sponde abbassabili di lettini per bambini. Finitura: cromata.
Catch with lowerable borders for beds for children. Finishing: chromate.



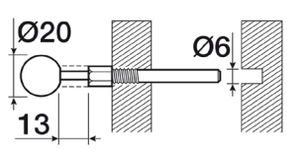

COD.	DESCRIZIONE / DESCRIPTION	
04.F261306000	**CRICCHETTO PER SPONDE LETTO CRO. 2613.06** / *RAW CATCH ART.2613.06 FOR BED*	10 PZ
04.F2613B0000	**BUSSOLA OTTONE PER ART.2613** / *BRASSED SOCKET FOR ART.2613*	10 PZ

ART. - ITEM
04.0360

Ferro da letto
Bed hook

Ferro da letto in ferro ad incastro. Venduto a GUARNITURA, Una guarnitura è composta da tutto il necessario per la costruzione di 1 letto. Finitura: zincata.
Iron bed hook by set-up. Sold by supply. A supply is combosed by all the necessary for the construction of a bed. Finishing: zinc plated.

DATI TECNICI/TECHNICAL DATA mm

H	95	120	150



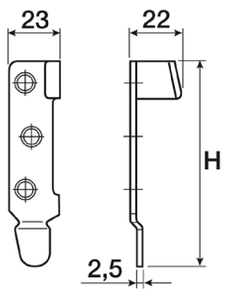

COD.	DESCRIZIONE / DESCRIPTION		
04.0360E09509	**FERRO LETTO ART.95 MM. 95 F.ZINC. ECON.** */ ZINC PLATED BED HOOK MM.95*	12 GR	72 GR
04.0360E12009	**FERRO LETTO ART.95 MM. 120 F.ZINC. ECON.** */ ZINC PLATED BED HOOK MM.120*	12 GR	72 GR
04.0360E15009	**FERRO LETTO ART.95 MM. 150 F.ZINC. ECON.** */ ZINC PLATED BED HOOK MM.150*	12 GR	72 GR

ART. - ITEM
04.0361

Ferro da letto
Bed hook

Ferro da letto in ferro a 1 gancio. Finitura: zincata.
Iron bed hook with 1 hook. Finishing: zinc plated.

DATI TECNICI/TECHNICAL DATA mm

H	80	100



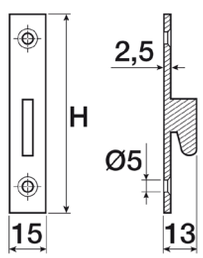

COD.	DESCRIZIONE / DESCRIPTION	
04.0361080000	**FERRO LETTO ART.3098 MM.80 F.Z.1 GANCIO** */ ZINC PL. BED BRACKET 80MM WITH 1 HOOK*	48 PZ
04.0361100000	**FERRO LETTO ART.3098 MM.100 F.Z.1 GANCIO** */ ZINC PL. BED BRACKET WITH 1 HOOK 100 MM.*	48 PZ

ART. - ITEM
04.0362

Ferro da letto
Bed hook

Ferro da letto in ferro a 2 ganci. Finitura: zincata.
Iron bed hook with 2 hooks. Finishing: zinc plated.

DATI TECNICI/TECHNICAL DATA mm

H	100	120	140	160



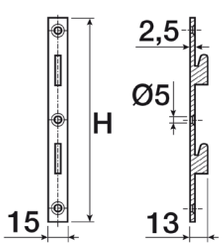

COD.	DESCRIZIONE / DESCRIPTION	
04.0362010000	**FERRO LETTO ART.3098A MM.100 ZINC.2GANCI** */ ZINC PL. BED BRACKET WITH 2 HOOKS H.100*	48 PZ
04.0362012000	**FERRO LETTO ART.3098A MM.120 ZINC.2GANCI** */ ZINC PL. BED BRACKET WITH 2 HOOKS H.120*	48 PZ
04.0362014000	**FERRO LETTO ART.3098A MM.140 ZINC.2GANCI** */ ZINC PL. BED BRACKET WITH 2 HOOKS H.140*	48 PZ
04.0362016000	**FERRO LETTO ART.3098A MM.160 ZINC.2GANCI** */ ZINC PL. BED BRACKET WITH 2 HOOKS H.160*	48 PZ

ART. - ITEM
04.0363

Ferro da letto stondato
Rounded bed hook

Ferro da letto stondato in ferro. Misura 80 a 1 gancio, misure 100, 120, 140 a 2 ganci. Finitura: zincata.
Iron rounded bed hook. Size 80 at 1 hook, sizes 100, 120, 140 at 2 hooks. Finishing: zinc plated.

DATI TECNICI/TECHNICAL DATA mm

H	80	100	120	140



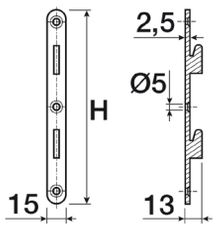

COD.	DESCRIZIONE / DESCRIPTION	
04.0363008000	**FERRO LETTO ART.3099 MM.80 ZINC.1 GANCIO** */ ZINC PL.BED BRACKET WITH 1 HOOK H.80*	48 PZ
04.0363010000	**FERRO LETTO ART.3099 MM.100 ZINC.2GANCI** */ ZINC PL.BAD BRACKET WITH 2 HOOKS H.100*	48 PZ
04.0363012000	**FERRO LETTO ART.3099 MM.120 ZINC.2 GANCI** */ ZINC PL.BAD BRACKET WITH 2 HOOKS H.120*	48 PZ
04.0363014000	**FERRO LETTO ART.3099 MM.140 ZINC.2 GANCI** */ ZINC PL.BAD BRACKET WITH 2 HOOKS H.140*	48 PZ

ART. - ITEM
04.0365

Ferro da letto
Bed hook

Ferro da letto in ferro. Venduto a GUARNITURA. Una guarnitura è composta da tutto il necessario per la costruzione di 1 letto. Finitura: tropicalizzata.
Iron bed hook. Sold by supply. A supply is composed by all the necessary for the construction of a bed. Finishing: yellow zinc plated.



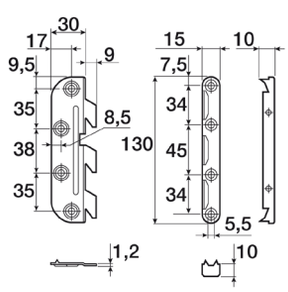

COD.	DESCRIZIONE / DESCRIPTION		
04.0365E12006	**FERRO LETTO ART.361 MM.130 F.TROP. ECON.** */ YELLOW ZINC PLATED BED HOOK MM.130*	12 GR	72 GR

ART. - ITEM
04.0367

Ferro da letto a baionetta
Bayonet bed hook

Ferro da letto in ferro a baionetta. Venduto a GUARNITURA. Una guarnitura è composta da tutto il necessario per la costruzione di 1 letto. Finitura: zincata.
Iron bayonet bed hook. Sold by supply. A supply is composed by all the necessary for the construction of one bed. Finishing: zinc plated.



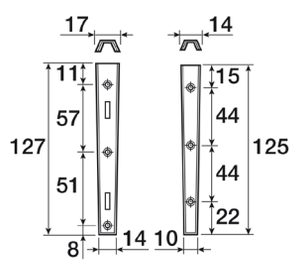

COD.	DESCRIZIONE / DESCRIPTION		
04.0367000009	**FERRO LETTO ART.201 A BAIONETTA ZINCATO** */ ZINC PLATED BED HOOK ART.201*	10 GR	100 GR

ART. - ITEM
04.0368

Ferro da letto a baionetta
Bayonet bed hook

Ferro da letto in ferro a baionetta tipo gigante. Finitura: zincata.
Iron bayonet bed hook, size big. Finishing: zinc plated.



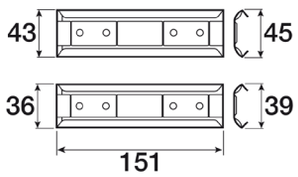

COD.	DESCRIZIONE / DESCRIPTION		
04.0368000009	**FERRO LETTO ART.507 A BAIONETTA ZINCATO** / *ZINC PLATED BAYONET BED HOOK*	10 PZ	100 PZ

ART. - ITEM
04.0370

Gamba per letto
Bed leg

Gamba regolabile in plastica per trave centrale del letto. Altezza 170mm, regolabile da -22 a +96mm.Finitura: nera. Con l'ausilio della prolunga si aumenta l'altezza di 50mm.
Adjustable plastic bed leg. Hight 170 mm, adjustable from -22 to +96mm. Finishing: black. Using the extension you can increase the height by 50mm.



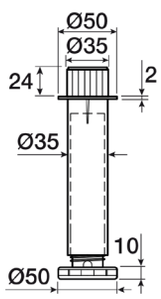

COD.	DESCRIZIONE / DESCRIPTION		
04.0370017041	**GAMBA DI PLASTICA ART.47631 MM.170** / *BLACK PLASTIC BED LEG MM.170*	20 PZ	100 PZ
04.F718440041	**ADATT.ART.71844 PER PROLUNG.DEL PIEDE** / *ADAPTER ART.71844 FOR EXTENSION OF FOOT*	20 PZ	

ART. - ITEM
04.0034

Spina per tavolo
Table pin

Spina per tavolo in ferro tropicalizzato.
Yellow zinc plated table pin.

DATI TECNICI/TECHNICAL DATA mm		
Ø	8	10
L	18	22
L1	10	12
L2	10	12



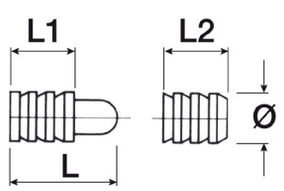

COD.	DESCRIZIONE / DESCRIPTION		
04.0034000800	**SPINA PER TAVOLI MM.8 COMPLETA** / *TABLE PIN MM.8*	200 PZ	1000 PZ
04.0034001000	**SPINA PER TAVOLI MM.10 COMPLETA** / *TABLE PIN MM.10*	200 PZ	1000 PZ

ART. - ITEM
04.0034Z

Spina in zama per tavolo
Zamak table pin

Spina per tavolo in zama tropicalizzata.
Yellow zinc plated zamak table pin.

DATI TECNICI/TECHNICAL DATA mm	
Ø	8
L	18
L1	10
L2	10



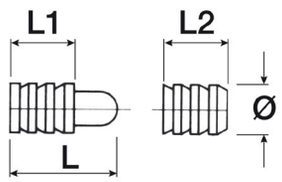

COD.	DESCRIZIONE / DESCRIPTION		
04.0034Z00806	**SPINA PER TAVOLI MM.8 ECONOMICA** / *TABLE PIN MM.8 ECONOMIC*	200 PZ	1000 PZ

ART. - ITEM
04.0035

Spina per tavolo
Table pin

Spina a punta in ferro tropicalizzato e bussola in ottone.
Iron pointy pin, yellow zinc plated with brass bush.

DATI TECNICI/TECHNICAL DATA mm	
Ø	8
L	18
L1	10
L2	10



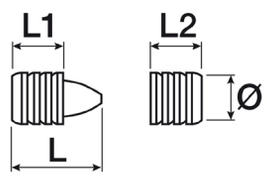

COD.	DESCRIZIONE / DESCRIPTION		
04.0035000800	**SPINA FERRO BUSSOLA OTTONE MM.8 A PUNTA** / *BRASSED TABLE PIN Ø8*	200 PZ	1000 PZ

ART. - ITEM
04.0380

Chiusura per tavolo
Locking for table

Chiusura in ferro per tavolo. Finitura: zincata.
Iron locking for table. Finishing: zinc plated.



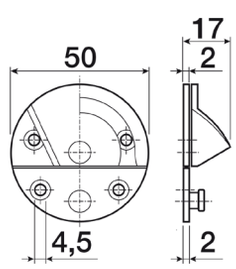

COD.	DESCRIZIONE / DESCRIPTION		
04.0380005009	**CHIUSURA TIPO G Ø47 X TAVOLI** / *ZINC PLATED LOCKING Ø47 FOR TABLE*	25 PZ	100 PZ

ART. - ITEM
04.0384

Chiusura a leva e riscontro
Lever locking and striker

Chiusura a leva in ferro per tavoli. Finiture disponibili: nichelata, zincata.
Iron lever locking for tables. Available finishing: nickel plated, zinc plated.



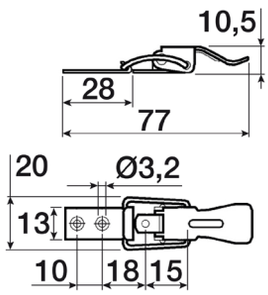

COD.	DESCRIZIONE / DESCRIPTION		
04.0384000008	**CHIUSURA NICHEL ART.2.02 S/INC.** / *NICKEL PLATED LEVER LOCKING W/OUT PLATE*	20 PZ	200 PZ
04.0384000009	**CHIUSURA ZINCATA ART.2.02 S/INC.** / *ZINC PLATED LEVER LOCKING W/OUT PLATE*	20 PZ	200 PZ
04.0385000008	**RISCONTRO NICHEL X CHIUSURA ART.2.02** / *NICKEL PLATED PLATE FOR LEVER LOCKING*	20 PZ	200 PZ
04.0385000009	**RISCONTRO ZINCATO X CHIUSURA ART.2.02** / *ZINC PLATED PLATE FOR LEVER LOCKING*	20 PZ	200 PZ

ART. - ITEM
04.0386

Chiusura a leva e riscontro
Lever locking and striker

Chiusura a leva in ferro per tavoli. Finiture disponibili: nichelata, zincata.
Iron lever locking for tables. Available finishing: nickel plated, zinc plated.



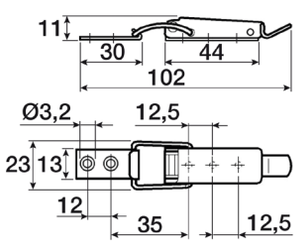

COD.	DESCRIZIONE / DESCRIPTION		
04.0386000008	**CHIUSURA NICHEL. ART.2.03 S/INC.** / *NICKEL PLATED LEVER LOCKING W/OUT PLATE*	25 PZ	150 PZ
04.0386000009	**CHIUSURA ZINCATA ART.2.03 S/INC.** / *ZINC PLATED LEVER LOCKING W/OUT PLATE*	25 PZ	150 PZ
04.0387000008	**RISCONTRO NICHEL X CHIUSURA ART.2.03** / *NICKEL PLATED PLATE FOR LEVER LOCKING*	25 PZ	150 PZ
04.0387000009	**RISCONTRO ZINCATO X CHIUSURA ART.2.03** / *ZINC PLATED PLATE FOR LEVER LOCKING*	25 PZ	150 PZ

ART. - ITEM
04.0388

Chiusura a leva regolabile
Adjustable lever locking

Chiusura a leva regolabile in ferro per tavoli. Finiture disponibili: nichelata, zincata.
Iron adjustable lever locking for tables. Available finishing: nickel plated, zinc plated.



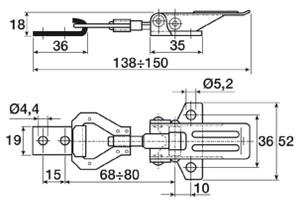

COD.	DESCRIZIONE / DESCRIPTION		
04.0388000008	**CHIUSURA NICHEL. ART.2.05 S/INC.** / *NICKEL PLATED LEVER LOCKING W/OUT PLATE*	5 PZ	25 PZ
04.0388000009	**CHIUSURA ZINCATA ART.2.05 S/INC.** / *ZINC PLATED LEVER LOCKING W/OUT PLATE*	5 PZ	25 PZ
04.0389000008	**RISCONTRO NICHEL X CHIUSURA ART.2.05** / *NICKEL PLATED PLATE FOR LEVER LOCKING*	5 PZ	25 PZ
04.0389000009	**RISCONTRO ZINCATO X CHIUSURA ART.2.05** / *ZINC PLATED PLATE FOR LEVER LOCKING*	5 PZ	25 PZ

ART. - ITEM
04.0392

Chiusura a leva e riscontro
Lever locking and striker

Chiusura a leva in ferro per tavoli. Finitura: zincata.
Iron lever locking for tables. Finishing: zinc plated.



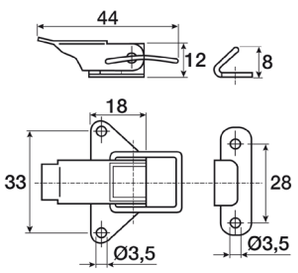

COD.	DESCRIZIONE / DESCRIPTION		
04.0392000009	**CHIUSURA ZINCATA ART.2.04 S/INCONTRO** / *ZINC PLATED LEVER LOCKING W/OUT PLATE*	20 PZ	200 PZ
04.0393000009	**RISCONTRO ZINCATO X CHIUSURA ART.2.04** / *ZINC PLATED PLATE FOR LEVER LOCKING*	20 PZ	200 PZ

ART. - ITEM
04.0394

Chiusura a leva regolabile
Adjustable lever locking

Chiusura a leva regolabile in ferro per tavoli. Finitura: zincata.
Iron adjustable lever locking for tables. Finishing: zinc plated.



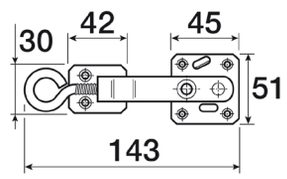

COD.	DESCRIZIONE / DESCRIPTION		
04.0394000000	**GANCIO IN FERRO ART.250 COMPLETO** / *ZINC PLATED LEVER LOCKING ART.250*	5 PZ	100 PZ

ART. - ITEM
04.0395

Chiusura a leva e riscontro
Lever locking and plate

Chiusura a leva in ferro per tavoli. Finiture disponibili: nichelata, zincata.
Iron lever locking for tables. Available finishing: nickel plated, zinc plated.



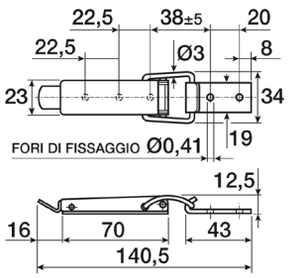

COD.	DESCRIZIONE / DESCRIPTION		
04.0395000008	**CHIUSURA NICHELATA ART.2.01 S/INC.** / *NIKEL PLATED LEVER LOCKING W/OUT PLATE*	10 PZ	100 PZ
04.0395000009	**CHIUSURA ZINCATA ART.2.01 S/INC.** / *ZINC PLATED LEVER LOCKING W/OUT PLATE*	10 PZ	100 PZ
04.0396000008	**RISCONTRO NICHEL PER ART.2.01** / *NIKEL PLATED PLATE FOR LEVER LOCKING*	10 PZ	100 PZ
04.0396000009	**RISCONTRO ZINCATO PER ART.2.01** / *ZINC PLATED PLATE FOR LEVER LOCKING*	10 PZ	100 PZ

ART. - ITEM
04.4881020

Giunzione TACO
TACO joint

TACO T2 consente di unire in modo facile e rapido i piani dei tavoli. Quando non viene utilizzato si chiude e occupa pochissimo spazio.
TACO T2 allows quick and easy joints of table tops. Not in use it can be closed space-saving.



COD.	DESCRIZIONE / DESCRIPTION		
04.4881020041	**GIUNZIONE PIANI TACO T2** / *TACO T2 TABLE JOINT*	10 PZ	100 PZ

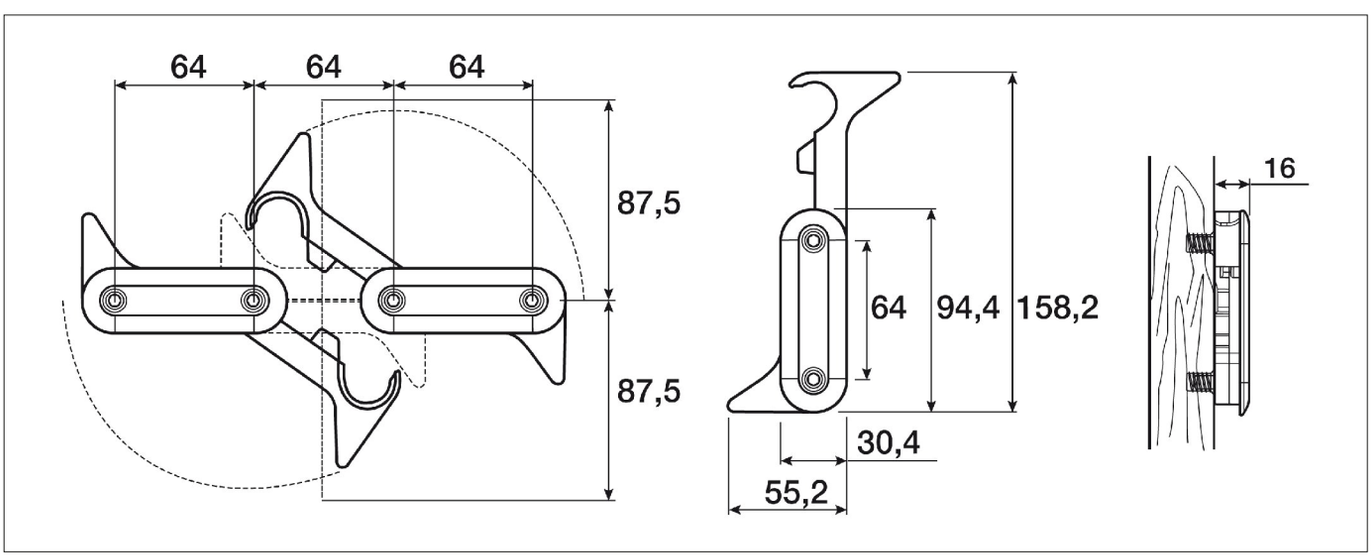

ART. - ITEM
04.1280

Piastra angolare per tavolo
Angle plate for table

Piastra angolare in ferro per tavolo. Finitura: zincata.
Iron angle plate for table. Finishing: zinc plated.



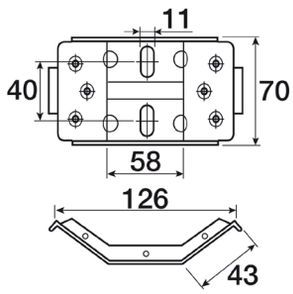

COD.	DESCRIZIONE / DESCRIPTION		
04.1280705409	**ANGOLO ZINCATO 70X54X31 RINFORZATO** / *ZINC PLATED ANGLE PLATE 70X54X31*	24 PZ	250 PZ

ART. - ITEM
04.1282

Piastra angolare per tavolo
Angle plate for table

Piastra angolare in ferro per tavolo. Finitura: zincata.
Iron angle plate for table. Finishing: zinc plated.



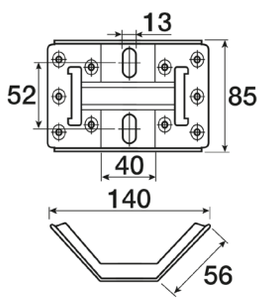

COD.	DESCRIZIONE / DESCRIPTION		
04.1282854009	**ANGOLO ZINCATO 85X40** / *ZINC PLATED ANGLE PLATE 85X40*	24 PZ	100 PZ

ART. - ITEM
04.1284

Piastra angolare per tavolo
Angle plate for table

Piastra angolare in ferro per tavolo. Finitura: zincata.
Iron angle plate for table. Finishing: zinc plated.



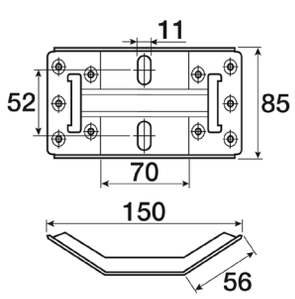

COD.	DESCRIZIONE / DESCRIPTION		
04.1284857009	**ANGOLO ZINCATO 85X70** / *ZINC PLATED ANGLE PLATE 85X70*	24 PZ	100 PZ

ART. - ITEM
04.1288

Piastra angolare per tavolo
Angle plate for table

Piastra angolare in ferro per tavolo. Finitura: zincata.
Iron angle plate for table. Finishing: zinc plated.



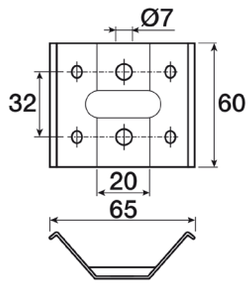

COD.	DESCRIZIONE / DESCRIPTION		
04.1288602009	**ANGOLO ZINCATO ART.0603** / *ZINC PLATED ANGLE PLATE ART.0603*	24 PZ	100 PZ

ART. - ITEM
04.1290

Piastra angolare per tavolo
Angle plate for table

Piastra angolare in ferro per tavolo. Finitura: zincata.
Iron angle plate for table. Finishing: zinc plated.



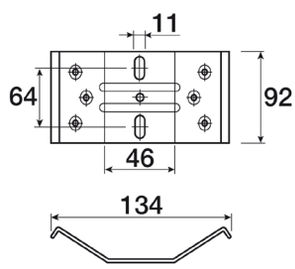

COD.	DESCRIZIONE / DESCRIPTION		
04.1290924609	**PIASTRA ART.290 DA MM.92 ANGOLARE** / *ANGLE PLATE ART.290 MM.92*	24 PZ	100 PZ

ART. - ITEM
04.0400

Barilotto senza bordo
Nut without edge

Barilotto in zama senza bordo diametro 14mm. Da utilizzare con astina Art.04.0402 e con grano Art.04.0404. Finiture disponibili: bronzata, zincata.
Zamak nut without edge, diameter 14mm. Use with dowel 04.0402 and screw 04.0404.Available finishing: bronzed, zinc plated.



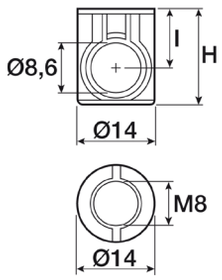

DATI TECNICI/TECHNICAL DATA mm			
H	14	15	16
I	8	9	10

COD.	DESCRIZIONE / DESCRIPTION	
04.0400140801	**BARILOTTO Ø14 S.BORDO INT. 8 BRONZO** */ BRONZED NUT Ø14 BACKSET 8 W/OUT EDGE*	500 PZ
04.0400140809	**BARILOTTO Ø14 S.BORDO INT. 8 ZINCATO** */ ZINC PLATED NUT Ø14 BACKSET 8 W/OUT EDGE*	500 PZ
04.0400140901	**BARILOTTO Ø14 S.BORDO INT. 9 BRONZ** */ BRONZED NUT Ø14 BACKSET 9 W/OUT EDGE*	500 PZ
04.0400140909	**BARILOTTO Ø14 S.BORDO INT. 9 ZINCA** */ ZINC PLATED NUT Ø14 BACKSET 9 W/OUT EDGE*	500 PZ
04.0400141009	**BARILOTTO Ø14 S.BORDO INT.10 ZINCA** */ ZINC PL. NUT Ø14 BACKSET 10 W/OUT EDGE*	500 PZ

ART. - ITEM
04.0401

Barilotto con bordo
Nut with edge

Barilotto in zama con bordo diametro 14mm.Da utilizzare con astina Art.04.0402 econ grano Art.04.0404. Finiture disponibili: bronzata, zincata.
Zamak nut with edge diameter 14mm. Use with dowel 04.0402 and screw 04.0404. Available finishing: bronzed, zinc plated.



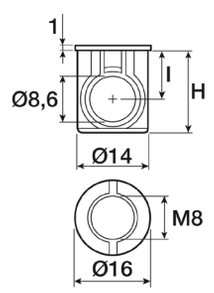

DATI TECNICI/TECHNICAL DATA mm			
H	14	15	16
I	8	9	10

COD.	DESCRIZIONE / DESCRIPTION	
04.0401140809	**BARILOTTO Ø14 C.BORDO INT. 8 ZINCATO** */ ZINC PL.NUT Ø14 BACKSET 8 WITH EDGE*	500 PZ
04.0401140909	**BARILOTTO Ø14 C.BORDO INT. 9 ZINCA** */ ZINC PLATED NUT DIAM 14 BACKSET 9 WITH B*	500 PZ
04.0401141001	**BARILOTTO Ø14 C.BORDO INT.10 BRONZ.** */ BRONZED NUT Ø14 BACKSET 10 WITH EDGE*	500 PZ

ART. - ITEM
04.0402

Astina per barilotto
Dowel for nut

Astina in ferro per barilotto. Da utilizzare con tutti i barilotti diametro 10mm e 14mm. Finitura: zincata.
Iron dowel for nut. Use with all nuts diameter 10mm and 14mm. Finishing: zinc plated.

DATI TECNICI/TECHNICAL DATA mm

Ø	7	7	7	8	8
F	6MA	6MA	6MA	8MA	8MA
I	20	28	24	30	22
L	36	46	40	46	38
L1	9	9	9	9	9



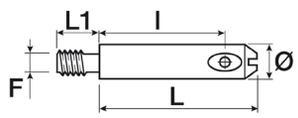

COD.	DESCRIZIONE / DESCRIPTION	
04.0402072009	**ASTINA Ø7 INT.20 LUNGH.36 FIL.M6 ZINC** */ ZINC PL.DOWEL Ø7 BACKSET 20 L.36 TH.M6*	500 PZ
04.0402072409	**ASTINA Ø7 INT.24 LUNGH.40 FIL.M6 ZINC.** */ ZINC PL.DOWEL Ø7 BACKSET 24 L.40 TH.M6*	500 PZ
04.0402072809	**ASTINA Ø7 INT.28 LUNGH.45 FIL.M6 ZINC.** */ ZINC PL.DOWEL Ø7 BACKSET 28 L.45 TH.M6*	500 PZ
04.0402082289	**ASTINA Ø8 INT.22 LUNG.38 FIL.M8 ZINC.** */ ZINC PL.DOWEL Ø8 BACKSET 22 L.38 TH.M8*	500 PZ
04.0402083009	**ASTINA Ø8 INT.30 LUNGH.46 FIL.M8 ZINC.** */ ZINC PL.DOWEL Ø8 BACKSET 30 L.46 TH.M8*	500 PZ

ART. - ITEM
04.0404

Grano per barilotto
Screw for nut

Grano in zama per barilotti diametro 14mm. Finiture disponibili: bronzata, zincata.
Zamak screw for nut diameter 14mm. Available finishing: bronzed, zinc plated.



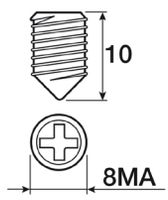

COD.	DESCRIZIONE / DESCRIPTION	
04.040411M801	**GRANO M8X10 BRONZATO** */ BRONZED SCREW M8X11*	500 PZ
04.040411M809	**GRANO M8X10 ZINCATO** */ ZINC PLATED SCREW M8X11*	500 PZ

ART. - ITEM
04.0400C

Barilotto senza bordo
Nut without edge

Barilotto in zama senza bordo diametro 14mm in confezione da 50 pezzi. Da utilizzare con astina Art.04.0402C e grano Art.04.0404C. Finiture disponibili: bronzata, zincata.
Zamak nut without edge, diameter 14mm. 50 pieces per box. Use with dowel 04.0402C and screw 04.0404C. Available finishing: bronzed, zinc plated.



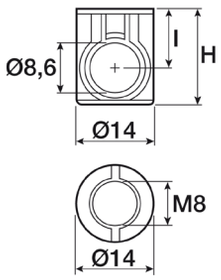

DATI TECNICI/TECHNICAL DATA mm		
H	14	15
I	8	9

COD.	DESCRIZIONE / DESCRIPTION	
04.04001408C9	**BARILOTTO S/B Ø14 I.8 ZINCATO 50PZ** */ ZINC PL.NUT Ø14 I.8 W/OUT EDGE 50PCS*	4 CF
04.04001409C1	**BARILOTTO S/B Ø14 I.9 BRONZATO 50PZ** */ BRONZED NUT Ø14 I.9 W/OUT EDGE 50PCS*	4 CF
04.04001409C9	**BARILOTTO S/B Ø14 I.9 ZINCATO 50PZ** */ ZINC PL.NUT Ø14 I.9 W/OUT EDGE 50PCS*	4 CF

ART. - ITEM
04.0402C

Astina per barilotto
Dowel for nut

Astina in ferro per barilotto in confezione da 50 pezzi. Da utilizzare con tutti i barilotti diametro 10mm e 14mm. Finitura: zincata.
Iron dowel for nut, 50 pieces per box. Use with all nuts diameter 10mm and 14mm. Finishing: zinc plated.



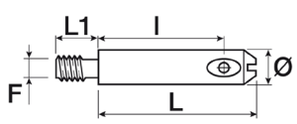

DATI TECNICI/TECHNICAL DATA mm			
Ø	7	7	7
F	6MA	6MA	6MA
I	30	20	18,5
L	46	36	36
L1	9	9	9

COD.	DESCRIZIONE / DESCRIPTION	
04.04020718C9	**ASTINA Ø7 I.18,5 L.36 F.M6 ZI.50PZ** */ ZINC PL.DOWEL Ø7 B.18,5 L.36 50PCS*	4 CF
04.04020720C9	**ASTINA Ø7 I.20 L.36 F.M6 ZI.50PZ** */ ZINC PL.DOWEL Ø7 B.20 L.36 50PCS*	4 CF
04.04020730C9	**ASTINA Ø7 I.30 L.46 F.M6 ZI.50PZ** */ ZINC PL.DOWEL Ø7 B.30 L.46 50PCS*	4 CF

ART. - ITEM
04.0404C

Grano per barilotto
Screw for nut

Grano in zama per barilotti diametro 14mm in confezione da 50 pezzi. Finiture disponibili: bronzata, zincata.
Zamak screw for nut diameter 14mm. 50 pieces per box. Available finishing: bronzed, zinc plated.



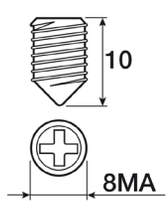

COD.	DESCRIZIONE / DESCRIPTION	
04.040411M8C1	**GRANO M8X10 BRONZATO 50PZ** */ BRONZED SCREW M8X10 50PCS*	4 CF
04.040411M8C9	**GRANO M8X10 ZINCATO 50PZ** */ ZINC PLATED SCREW M8X10 50PCS*	4 CF

ART. - ITEM
04.0416

Astina doppia
Double dowel

Astina doppia in ferro. Da utilizzare con tutti i barilotti diametro 10mm e 14mm. Finitura: zincata.
Iron double dowel. Suitable for all nuts diameter 10mm and 14mm. Finishing: zinc plated.



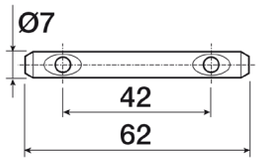

COD.	DESCRIZIONE / DESCRIPTION		
04.0416074209	**ASTINA DOPPIA Ø7X62 INT.42 ZINCATO** / *ZINC PL.DOUBLE DOWEL Ø7X62 BACKSET 42*	50 PZ	500 PZ

ART. - ITEM
04.0410

Barilotto senza bordo diam.16
Nut without edge diam.16

Barilotto in zama senza bordo diametro 16mm. Da utilizzare con astina Art.04.0412 e grano Art.04.0414 Finiture disponibili: bronzata, zincata.
Zamak nut without edge, diameter 15mm. Suitable for dowel 04.0412 and screw 04.0414. Available finishing: bronzed, zinc plated.

DATI TECNICI/TECHNICAL DATA mm		
H	20	21
I	11	12,5



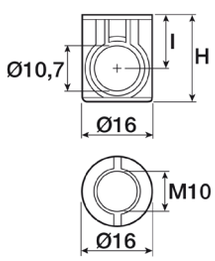

COD.	DESCRIZIONE / DESCRIPTION	
04.0410161101	**BARILOTTO Ø16 S.BORDO INT.11 BRONZO** / *BRONZED NUT Ø16 BACKSET 11 W/OUT EDGE*	250 PZ
04.0410161109	**BARILOTTO Ø16 S.BORDO INT.11 ZINCATO** / *ZINC PL.NUT Ø16 BACKSET 11 W/OUT EDGE*	250 PZ
04.0410161201	**BARILOTTO Ø16 S.BORDO INT.12,5 BRONZO** / *BRONZED NUT Ø16 BACKSET 12,5 W/OUT EDGE*	250 PZ
04.0410161209	**BARILOTTO Ø16 S.BORDO INT.12,5 ZINC.** / *ZINC PL. NUT Ø16 BACKSET 12,5 W/OUT EDGE*	250 PZ

ART. - ITEM
04.0411

Barilotto con bordo diam.16
Nut with edge diam.16

Barilotto in zama con bordo diametro 16mm. Da utilizzare con astina Art.04.0412 e grano Art.04.0414. Finiture disponibili: bronzata, zincata.
Zamak nut with edge diameter 16mm. Suitable for dowel 04.0412 and screw 04.0414. Available finishing: bronzed, zinc plated.

DATI TECNICI/TECHNICAL DATA mm		
H	20	21
I	11	12



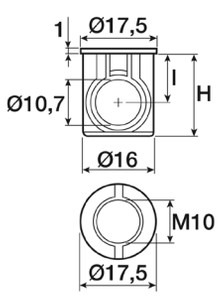

COD.	DESCRIZIONE / DESCRIPTION	
04.0411161101	**BARILOTTO Ø16 C.BORDO INT.11 BRONZO** / *BRONZED NUT Ø16 BACKSET 11 WITH EDGE*	250 PZ
04.0411161109	**BARILOTTO Ø16 C.BORDO INT.11 ZINCATO** / *ZINC PLATED NUT Ø16 BACKSET 11 WITH EDGE*	250 PZ
04.0411161201	**BARILOTTO Ø16 C.BORDO INT.12,5 BRONZO** / *BRONZED NUT Ø16 BACKSET 12,5 WITH EDGE*	250 PZ
04.0411161209	**BARILOTTO Ø16 C.BORDO INT.12,5 ZINC.** / *ZINC PL. NUT Ø12,5 BACKSET 12,5 W/EDGE*	250 PZ

ART. - ITEM
04.0412

Astina per barilotto
Dowel for nut

Astina in ferro per barilotto. Da utilizzare con tutti i barilotti diametro 16mm. Finitura: zincata.
Iron dowel for nut. Suitable for all nuts diameter 16mm. Finishing: zinc plated.



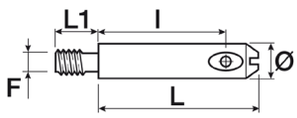

DATI TECNICI/TECHNICAL DATA mm			
Ø	10	10	10
F	8MA	7/16	6MA
I	24	20	20
L	40	36	36
L1	9	9	9

COD.	DESCRIZIONE / DESCRIPTION	
04.0412102069	**ASTINA Ø10 INT.20 LUNGH.36 FIL.M6 ZIN** / *ZINC PL.DOWEL Ø10 BACKSET 20 L.36 TH.M6*	250 PZ
04.04121020769	**ASTINA Ø10 INT.20 LUNGH.36 FIL.7/16 ZIN** / *ZINC PL.DOWEL Ø10 B.20 L.36 TH.7/16*	250 PZ
04.0412102489	**ASTINA Ø10 INT.24 LUNGH.40 FIL.M8 ZINC.** / *ZINC PL.DOWEL Ø10 B.24 L.40 TH.M8*	250 PZ

ART. - ITEM
04.0414

Grano per barilotto
Screw for nut

Grano in zama per barilotti diametro 16mm. Finiture disponibili: bronzata, zincata.
Zamak screw for nut diameter 16mm. Available finishing: bronzed, zinc plated.



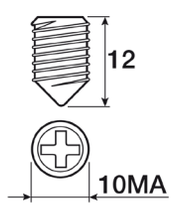

COD.	DESCRIZIONE / DESCRIPTION	
04.041412M101	**GRANO M10X12 BRONZATO** / *BRONZED SCREW M10X12*	250 PZ
04.041412M109	**GRANO M10X12 ZINCATO** / *ZINC PLATED SCREW M10X12*	250 PZ

ART. - ITEM
04.0410C

Barilotto senza bordo
Nut without edge

Barilotto in zama senza bordo diametro 16mm in confezione da 50 pezzi. Da utilizzare con astina Art.04.0412C e grano Art.04.0414C Finiture disponibili: bronzata, zincata.
Zamak nut without edge, diameter 15mm. 50 pieces per box. Suitable for dowel 04.0412C and screw 04.0414C. Available finishing: bronzed, zinc plated.



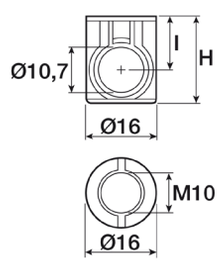

DATI TECNICI/TECHNICAL DATA mm		
H	20	21
I	11	12,5

COD.	DESCRIZIONE / DESCRIPTION	
04.04101611C1	**BARILOTTO S/B Ø16 I.11 BRONZATO 50PZ** / *BRONZED NUT Ø16 B.11 W/OUT EDGE 50PCS*	4 CF
04.04101611C9	**BARILOTTO S/B Ø16 I.11 ZINCATO 50PZ** / *ZINC PL.NUT Ø16 B.11 W/OUT EDGE 50PCS*	4 CF
04.04101612C9	**BARILOTTO S/B Ø16 I.12,5 ZINCATO 50PZ** / *ZINC PL.NUT Ø16 B.12,5 W/OUT EDGE 50PCS*	4 CF

ART. - ITEM
04.0411C

Barilotto con bordo
Nut with edge

Barilotto in zama con bordo diametro 16mm in confezione da 50 pezzi. Da utilizzare con astina Art.04.0412C e grano Art.04.0414C. Finitura: zincata.
Zamak nut with edge diameter 16mm. 50 pieces per box. Suitable for dowel 04.0412C and screw 04.0414C. Finishing: zinc plated.



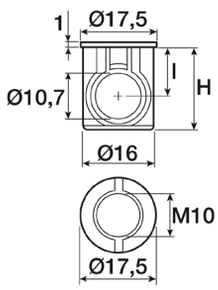

DATI TECNICI/TECHNICAL DATA mm		
H	20	21
I	11	12,5

COD.	DESCRIZIONE / DESCRIPTION	
04.04111611C9	**BARILOTTO C/B Ø16 I.11 ZINCATO 50PZ** / *ZINC PL.NUT Ø16 B.11 WITH EDGE 50PCS*	4 CF
04.04111612C9	**BARILOTTO C/B Ø16 I.12,5 ZINCATO 50PZ** / *ZINC PL.NUT Ø16 B.12,5 WITH EDGE 50PCS*	4 CF

ART. - ITEM
04.0412C

Astina per barilotto
Dowel for nut

Astina in ferro per barilotto in confezione da 50 pezzi. Da utilizzare con tutti i barilotti diametro 16mm. Finitura: zincata.
Iron dowel for nut. 50 pieces per box. Suitable for nuts diameter 16mm. Finishing: zinc plated.



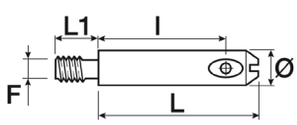

DATI TECNICI/TECHNICAL DATA mm		
Ø	10	10
F	8MA	8MA
I	30	20
L	46	36
L1	9	9

COD.	DESCRIZIONE / DESCRIPTION	
04.04121028C9	**ASTINA Ø10 I.20 L.36 F.M8 ZI.50PZ** / *ZINC PL.DOWEL Ø10 B.20 L.36 50PCS*	4 CF
04.04121038C9	**ASTINA Ø10 I.30 L.46 F.M8 ZI.50PZ** / *ZINC PL.DOWEL Ø10 B.30 L.46 50PCS*	4 CF

ART. - ITEM
04.0414C

Grano per barilotto
Screw for nut

Grano in zama per barilotti diametro 16mm in confezione da 50 pezzi. Finiture disponibili: zincata, bronzata.
Zamak screw for nut diameter 16mm. 50 pieces per box. Available finishing: zinc plated, bronzed.



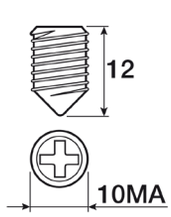

COD.	DESCRIZIONE / DESCRIPTION	
04.041412M1C1	**GRANO M10X12 BRONZATO 50PZ** / *BRONZED SCREW M10X12 50PCS*	4 CF
04.041412M1C9	**GRANO M10X12 ZINCATO 50PZ** / *ZINC PLATED SCREW M10X12 50PCS*	4 CF

ART. - ITEM
04.0420

Barilotto
Nut

Barilotto in ferro diametro 10mm. Finiture disponibili: brunita, zincata.
Iron nut diameter 10mm. Available finishing: black burnished, zinc plated.

DATI TECNICI/TECHNICAL DATA mm		
H	14	15
I	8	9



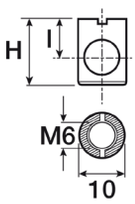

COD.	DESCRIZIONE / DESCRIPTION	
04.0420100809	**BARILOTTO Ø10X13 INT.8 ZINCATO** */ ZINC PLATED NUT Ø10X13 BACKSET 8*	200 PZ
04.0420100903	**BARILOTTO Ø10X14 INT.9 BRUNITO** */ BLACK NUT Ø10X14 BACKSET 9*	200 PZ
04.0420100909	**BARILOTTO Ø10X14 INT.9 ZINCATO** */ ZINC PLATED NUT DIAM 10X14 BACKSET 9*	200 PZ

ART. - ITEM
04.0422

Grano 6MA per barilotto
Screw 6MA for nut

Grano in ferro per barilotto Art.04.0420.
Iron screw for nut 04.0420.

DATI TECNICI/TECHNICAL DATA mm		
L	7	9



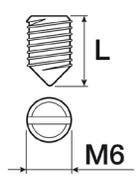

COD.	DESCRIZIONE / DESCRIPTION	
04.042207M603	**GRANO M6X8 BRUNITO** */ BLACK BURNISHED SCREW M6X8*	200 PZ
04.042207M609	**GRANO M6X8 ZINCATO** */ ZINC PLATED SCREW M6X8*	200 PZ
04.042209M603	**GRANO M6X9 BRUNITO** */ BLACK BURNISHED SCREW M6X9*	200 PZ
04.042209M609	**GRANO M6X9 ZINCATO** */ ZINC PLATED SCREW M6X9*	200 PZ

ART. - ITEM
04.0430

Barilotto taglio cacciavite
Nut with screwdriver slot

Barilotto in ferro, diametro 10mm, taglio cacciavite.Finitura: zincata.
Iron nut, diameter 10mm, screwdriver slot. Finishing: zinc plated.



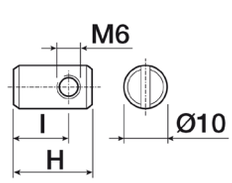

COD.	DESCRIZIONE / DESCRIPTION	
04.0430146909	**BARILOTTO Ø10X14 M6 INT.9 ZINCATO** */ ZINC PLATED NUT Ø10X14XM6 BACKSET 9*	200 PZ
04.0430186119	**BARILOTTO Ø10X18 M6 INT.11 ZINCATO** */ ZINC PLATED NUT Ø10X18XM6 BACKSET 11*	200 PZ

ART. - ITEM
04.0440

Tirante per art. 04.0442
Dowel for art. 04.0442

Tirante in ferro per art. 04.0442. Utilizzato per l'assemblaggio di cassetti o di piccoli elementi. Finitura: grezza.
Iron dowel for art. 04.0442. Suitable for assembly of drawers or small elements. Finishing: raw.



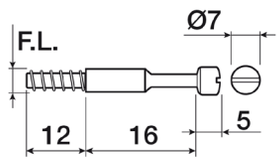

COD.	DESCRIZIONE / DESCRIPTION		
04.0440003400	**TIRANTE Ø7 X 33.5 X F.LEGNO 6** / *RAW DOWEL Ø7 L.33,5 WOOD THREAD 6*	200 PZ	1000 PZ

ART. - ITEM
04.0442

Fermapiano in nylon
Nylon shelf stop

Fermapiano in nylon da utilizzare con tirante Art.04.0440 per l'assemblaggio di cassetti o di piccoli elementi. Finiture disponibili: bianca, nera.
Nylon shelf stop suitable for dowel 04.0440 for assembly of drawers or small elements. Available finishing: white, black.



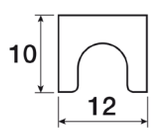

COD.	DESCRIZIONE / DESCRIPTION		
04.0442000040	**FERMAPIANO NYLON BIANCO** / *WHITE NYLON SHELF STOP*	200 PZ	1000 PZ
04.0442000041	**FERMAPIANO NYLON NERO** / *BLACK NYLON SHELF STOP*	200 PZ	1000 PZ

ART. - ITEM
04.0469

Eccentrico
Eccentrical case

Eccentrico in zama, diametro 25mm. Finitura: grezza.
Zamak eccentric, diameter 25mm. Finishing: raw.

DATI TECNICI/TECHNICAL DATA mm	
H	11



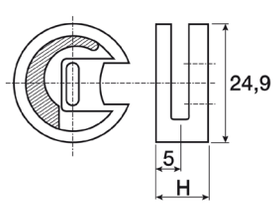

COD.	DESCRIZIONE / DESCRIPTION		
04.0469251100	**ECCENTRICO LEGGERO Ø25X11 GREZZO** / *RAW LIGHT ECCENTRIC Ø25X11*	40 PZ	1000 PZ

ART. - ITEM
04.0450

Eccentrico senza bordo
Eccentric case without edge

Eccentrico in zama, diametro 15mm, senza bordo. Finiture disponibili: bronzata, brunita, nichelata, zincata.
Zamak eccentric, diameter 15mm, without edge. Available finishing: bronzed, black burnished, nickel plated, zinc plated.



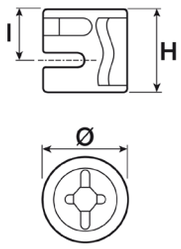

DATI TECNICI/TECHNICAL DATA mm

Ø	15	15	15	15	15	15	15
H	18	20	15	14	12	13	11
I	12,5	14,5	10	9	7,5	8	7

COD.	DESCRIZIONE / DESCRIPTION	
04.0450151103	**ECCENTRICO S.B. Ø15 H.11 INT.7 BR.NERO** / *BLACK ECCENTRIC W/OUT EDGE Ø15 B.7 H.11*	200 PZ
04.0450151109	**ECCENTRICO S.B. Ø15 H.11 INT.7 ZINCATO** / *ZINC PL.ECCENTRIC W/O EDGE Ø17 B.7 H.11*	200 PZ
04.0450151200	**ECCENTRICO S.B. Ø15 H.12 INT.7,5 GREZZO** / *RAW ECCENTRIC W/OUT EDGE Ø15 B.7,5 H.12*	200 PZ
04.0450151203	**ECCENTRICO S.B. Ø15 H.12 INT.7,5 NERO** / *BLACK ECCENTRIC W/OUT EDGE Ø15 B.7 H.12*	200 PZ
04.0450151208	**ECCENTRICO S.B. Ø15 H.12 INT.7,5 NICHEL** / *NICKEL PL.ECCENTRIC W/OUT EDGE Ø15 B.7,5*	200 PZ
04.0450151303	**ECCENTRICO S.B. Ø15 H.13 INT.8 BR.NERO** / *BLACK ECCENTRIC W/OUT EDGE Ø15 B.8 H.13*	200 PZ
04.0450151409	**ECCENTRICO S.B. Ø15 H.14 INT.9 ZINCATO** / *ZINC PL.ECCENTRIC W/O EDGE Ø15 B.9 H.14*	200 PZ
04.0450151501	**ECCENTRICO S.B. Ø15 H.15 INT.10 BRONZ.** / *BRONZED ECCENTRIC W/OUT EDGE Ø15 B.10*	200 PZ
04.0450151503	**ECCENTRICO S.B. Ø15 H.15 INT.10 BR.NERO** / *BLACK ECCENTRIC W/OUT EDGE Ø15 B.10*	200 PZ
04.0450151509	**ECCENTRICO S.B. Ø15 H.15 INT.10 ZINCATO** / *ZINC PL.ECCENTRIC W/OUT EDGE Ø15 B.10*	200 PZ
04.0450151801	**ECCENTRICO S.B. Ø15 H.18 INT.12.5 BRON.** / *BRONZED ECCENTRIC W/OUT EDGE Ø15 B.12,5*	200 PZ
04.0450152001	**ECCENTRICO S.B. Ø15 H.20 INT.14.5 BRON.** / *BRONZED ECCENTRIC W/OUT EDGE Ø15 B.14,5*	200 PZ
04.0450152009	**ECCENTRICO S.B. Ø15 H.20 INT.14.5 ZINC.** / *ZINC PL.ECCENTRIC W/OUT EDGE Ø15 B.14,5*	200 PZ

ART. - ITEM
04.0451

Eccentrico con bordo
Eccentric case with edge

Eccentrico in zama con bordo. Finitura: grezza.
Zamak eccentric with edge. Finishing: raw.



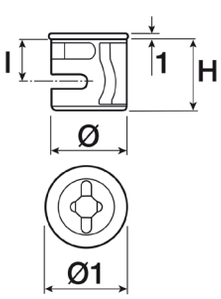

DATI TECNICI/TECHNICAL DATA mm

Ø	12
H	9,5
I	5
Ø1	14

COD.	DESCRIZIONE / DESCRIPTION	
04.0451120900	**ECCENTRICO C.B.Ø12 H.9,6 INT.6 GREZZO** / *RAW ECCENTRIC W/EDGE Ø12 H.9,6 B.6*	200 PZ

ART. - ITEM
04.0454

Tirante stampato
Iron dowel

Tirante in ferro stampato filetto M6. Finitura: zincata.
Iron dowel thread M6. Finishing: zinc plated.

DATI TECNICI/TECHNICAL DATA mm	
Ø	7
F	6MA
I	34
L	41
L1	8



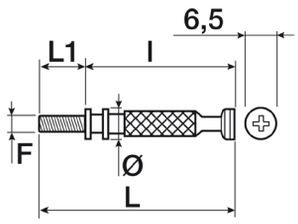

COD.	DESCRIZIONE / DESCRIPTION	
04.0454072409	**TIRANTE STAMP.Ø7 INT.24 L.32 FIL.M6 ZINC** */ ZINC PLATED DOWEL Ø7 B.24 TH.M6 L.32MM*	200 PZ
04.0454072809	**TIRANTE STAMP.Ø7 INT.28 L.36 FIL.M6 ZINC** */ ZINC PLATED DOWEL Ø7 B.28 TH.M6 L.36MM.*	200 PZ
04.0454073409	**TIRANTE STAMP. Ø7 INT.33 L.41 FIL.M6 ZIN** */ ZINC PLATED DOWEL Ø7 B.34 TH.M6 L.42MM*	200 PZ

ART. - ITEM
04.0455

Tirante stampato filetto legno
Iron dowel wood thread

Tirante in ferro stampato filetto legno. Finitura: zincata.
Iron dowel wood thread. Finishing: zinc plated.

DATI TECNICI/TECHNICAL DATA mm			
Ø	7	7	7
F	Ø6	Ø6	Ø6
I	34	28	24
L	45	39	35
L1	11	11	11



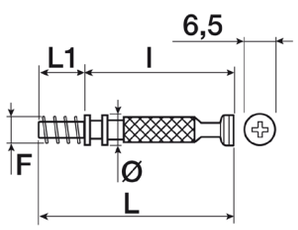

COD.	DESCRIZIONE / DESCRIPTION	
04.0455072409	**TIRANTE STAMP.Ø7 INT.24 L.35 F.LEGNO ZIN** */ ZINC PL.DOWEL Ø7 B.24 L.35 WOOD THREAD*	200 PZ
04.0455072809	**TIRANTE STAMP.Ø7 INT.28 L.39 F.LEGNO ZIN** */ ZINC PL.DOWEL Ø7 B.28 L.39 WOOD THREAD*	200 PZ
04.0455073409	**TIRANTE STAMP.Ø7 INT.34 L.45 F.LEGNO ZIN** */ ZINC PL.DOWEL Ø7 B.34 L.45 WOOD THREAD*	200 PZ

ART. - ITEM
04.0456

Tirante doppio
Double dowel

Tirante doppio in ferro. Finitura: zincata.;
Iron double dowel. Finishing: zinc plated.



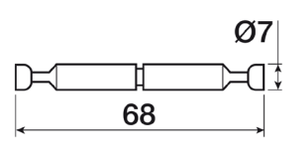

COD.	DESCRIZIONE / DESCRIPTION		
26228786	**PERNO DOPPIO PER MINIFIX ZINC.** */ ZINC PLATED DOUBLE DOWEL*	25 PZ	100 PZ

ART. - ITEM
04.0458

Tappo coprieccentrico
Cap for eccentrical case

Tappo coprieccentrico in plastica. Finiture disponibili: bianca, nera, marrone.
Plastic cap for eccentric. Available finishing: white, black, brown.



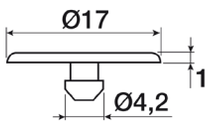

COD.	DESCRIZIONE / DESCRIPTION	
04.0458000040	**COPRIECC.ART.106 Ø4,2X17 BIANCO** / *WHITE CAP FOR ECCENTRIC ART.106 Ø4,2X17*	200 PZ
04.0458000041	**COPRIECC.ART.106 Ø4,2X17 NERO COL.13** / *BLACK CAP FOR ECCENTRIC ART.106 Ø4,2X17*	200 PZ
04.0458000042	**COPRIECC.ART.106 Ø4,2X17 MARRONE COL.11** / *BROWN CAP FOR ECCENTRIC ART.106 Ø4,2X17*	200 PZ

ART. - ITEM
04.0460

Giunzione a scomparsa BREVETTATA
PATENTED Invisible joint

BLU può essere utilizzata con pannelli con spessore da 12mm fino a 30mm e permette di assemblare, senza l'aggiunta di ferramenta supplementare, il mobile in kit. L'assemblaggio diventa quindi rapido, facile ed intuitivo. BLU è garanzia di un'efficace e robusta tenuta strutturale in grado di sostenere spostamenti e sollecitazioni legate anche al trasporto. BLU è una giunzione per mobili a scomparsa: una volta completato il montaggio sul mobile, il sistema è invisibile agli occhi. L'unico foro a vista è di 5/6mm invece dei 12/15mm caratteristici del tradizionale sistema eccentrico e tirante. Oltre ad un'importante innovazione tecnica, BLU migliora quindi il design del mobile conferendogli un'estetica finale più pulita e lineare. BLU è il primo passo verso il cambiamento: simbolo di una linea evolutiva che tende all'ideazione di soluzioni ottimali nei settori produttivi industriali.
BLU can be used with panels of thicknesses from 12 mm to 30 mm and makes it possible to assemble kit furniture without the need for additional hardware. The assembly process is quick, easy and intuitive. BLU guarantees an effective and strong structural hold, able to withstand various types of movement and stress, including those related to transportation. BLU is a concealed connecting system: once the component has been installed, the system is invisible to the eye. The only visible hole is 5/6 mm, instead of the 12/15 mm hole characteristic of the traditional set composed by excenter and dowel. In addition to representing a significant technical innovation, BLU enhances furniture design, offering a cleaner and more linear aesthetic solution. BLU is the first step toward change: the symbol of a evolutionary approach focused on the design of optimal solutions in the industrial production sectors.



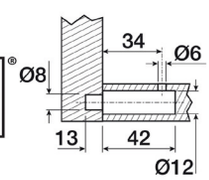

COD.	DESCRIZIONE / DESCRIPTION		
04.0460001278	**GIUNZIONE SCOMPARSA Ø12 I.34 ZA-NY BLU** / *BLU INVISIBLE JOINT Ø12 BACKSET 34*	100 PZ	1500 PZ

ART. - ITEM
04.0500

Eccentrico
Eccentric

Eccentrico in ferro, diametro 26mm. Finitura: zincata.
Iron eccentric, diameter 26mm. Finishing: zinc plated.

DATI TECNICI/TECHNICAL DATA mm		
H	10,5	14,5



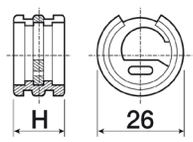

COD.	DESCRIZIONE / DESCRIPTION		
04.0500261009	**ECCENTRICO ART.500 26X10,5** / *ECCENTRIC ART.500 26X10,5*	40 PZ	100 PZ
04.0500261409	**ECCENTRICO ART.500 26X14,5** / *ECCENTRIC ART.500 26X14,5*	40 PZ	100 PZ

ART. - ITEM
04.0501

Tirante
Dowel

Tirante in ferro per eccentrico Art.04.0500. Finitura: zincata.
Iron dowel for eccentric 04.0500. Finishing: zinc plated.

DATI TECNICI/TECHNICAL DATA mm		
L	21	32
L1	7	10



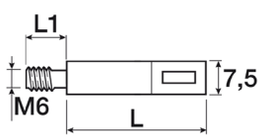

COD.	DESCRIZIONE / DESCRIPTION		
04.05016M2109	**PERNO ART.500 DA MM.7,5X21 6MA** / *DOWEL MM.7,5X21 6MA*	40 PZ	100 PZ
04.05016M3209	**PERNO ART.500 DA MM.7,5X32 6MA** / *DOWEL MM 7,5X32 6MA*	40 PZ	100 PZ

ART. - ITEM
04.0506

Tappo copriforo
Hole cap

Tappo copriforo in plastica per eccentrico Art.04.0500. Finiture disponibili: bianca, marrone.
Plastic hole cap for eccentric 04.0500. Available finishing: white, brown.



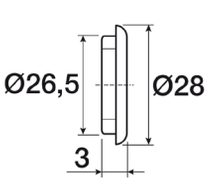

COD.	DESCRIZIONE / DESCRIPTION		
04.0506000040	**COPERCHIO F.L. ART.500 PLASTICA BIANCA** / *WHITE CAP ART.500*	40 PZ	100 PZ
04.0506000042	**COPERCHIO F.L. ART.500 PLASTICA MARRONE** / *BROWN CAP ART.500*	40 PZ	100 PZ

ART. - ITEM
04.0545

Vite testa svasata taglio cacciavite
Countersunk screw with screwdriver slot

Vite in ferro testa svasata taglio cacciavite. Da utilizzare con perni Art.04.0540, 04.0541, 04.0542. Finitura disponibili: bronzata, ottonata, nichelata.
Iron countersunk screw with screwdriver slot. Suitable for pins 04.0540, 04.0541, 04.0542. Available finishing: bronzed, brassed, nickel plated.



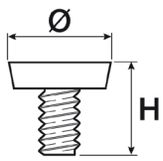

DATI TECNICI/TECHNICAL DATA mm

Ø	13	13	13	18	18	18	18
H	20	25	15	30	20	25	15

COD.	DESCRIZIONE / DESCRIPTION		
04.0545001501	**VITE X GIUNTO Ø18 LUNGH.15 BRONZ.** / *BRONZED SCREW FOR JOINT Ø18 L.15*	50 PZ	1000 PZ
04.0545001502	**VITE X GIUNTO Ø18 LUNGH.15 OTTON.** / *BRASSED SCREW FOR JOINT Ø18 L.15*	50 PZ	1000 PZ
04.0545001508	**VITE X GIUNTO Ø18 LUNGH.15 NICHELATA** / *NICKEL PLATED SCREW FOR JOINT Ø18 L.15*	50 PZ	1000 PZ
04.0545002001	**VITE X GIUNTO Ø18 LUNGH.20 BRONZ.** / *BRONZED SCREW FOR JOINT Ø18 L.20*	50 PZ	1000 PZ
04.0545002002	**VITE X GIUNTO Ø18 LUNGH.20 OTTON.** / *BRASSED SCREW FOR JOINT Ø18 L.20*	50 PZ	1000 PZ
04.0545002008	**VITE X GIUNTO Ø18 LUNGH.20 NICHELATA** / *NICKEL PLATED SCREW FOR JOINT Ø18 L.20*	50 PZ	1000 PZ
04.0545002501	**VITE X GIUNTO Ø18 LUNGH.25 BRONZ.** / *BRONZED SCREW FOR JOINT Ø18 L.25*	50 PZ	1000 PZ
04.0545002502	**VITE X GIUNTO Ø18 LUNGH.25 OTTON.** / *BRASSED SCREW FOR JOINT Ø18 L.25*	50 PZ	1000 PZ
04.0545002508	**VITE X GIUNTO Ø18 LUNGH.25 NICHELATA** / *NICKEL PLATED SCREW FOR JOINT Ø18 L.25*	50 PZ	1000 PZ
04.0545003008	**VITE X GIUNTO Ø18 LUNGH.30 NICHELATA** / *NICKEL PLATED SCREW FOR JOINT Ø18 L.30*	50 PZ	1000 PZ
04.0545131501	**VITE X GIUNTO Ø13 LUNGH.15 BRONZ.** / *BRONZED SCREW FOR JOINT Ø13 L.15*	50 PZ	1000 PZ
04.0545131502	**VITE X GIUNTO Ø13 LUNGH.15 OTT.** / *BRASSED SCREW FOR JOINT Ø13 L.15*	50 PZ	1000 PZ
04.0545132001	**VITE X GIUNTO Ø13 LUNGH.20 BRONZ.** / *BRONZED SCREW FOR JOINT Ø13 L.20*	50 PZ	1000 PZ
04.0545132008	**VITE X GIUNTO Ø13 LUNGH.20 NICHELATA** / *NICKEL PLATED SCREW FOR JOINT Ø13 L.20*	50 PZ	1000 PZ
04.0545132501	**VITE X GIUNTO Ø13 LUNGH.25 BRONZ.** / *BRONZED SCREW FOR JOINT Ø13 L.25*	50 PZ	1000 PZ
04.0545132508	**VITE X GIUNTO Ø13 LUNGH.25 NICHELATA** / *NICKEL PLATED SCREW FOR JOINT Ø13 L.25*	50 PZ	1000 PZ

ART. - ITEM
04.0540

Perno con foro filettato
Dowel with threaded hole

Perno in ferro con foro filettato. Da utilizzare con vite Art.04.0545. Finitura: zincata.
Connecting dowel with threaded hole. Suitable for screw 04.0545. Finishing: zincplated.



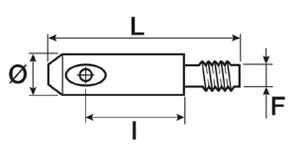

DATI TECNICI/TECHNICAL DATA mm

Ø	8	8	10	10
F	6MA	6MA	6MA	6MA
I	21	28	28	21
L	37	44	47	40

COD.	DESCRIZIONE / DESCRIPTION		
04.0540083709	**PERNO X GIUNTO FIL.6MA Ø8X37** / *CONNECTING DOWEL FOR JOINT M6 Ø8X37*	50 PZ	1000 PZ
04.0540084409	**PERNO X GIUNTO FIL.6MA Ø8X44** / *CONNECTING DOWEL FOR JOINT M6 Ø8X44*	50 PZ	1000 PZ
04.0540104009	**PERNO X GIUNTO FIL.6MA Ø10X40** / *CONNECTING DOWEL FOR JOINT M6 Ø10X40*	50 PZ	1000 PZ
04.0540104709	**PERNO X GIUNTO FIL.6MA Ø10X47** / *CONNECTING DOWEL FOR JOINT M6 Ø10X47*	50 PZ	1000 PZ

ART. - ITEM
04.0541

Perno con foro filettato
Dowel with threaded hole

Perno in ferro con foro filettato. Da utilizzare con vite Art.04.0545. Finitura: zincata.
Connecting dowel with threaded hole. Suitable for screw 04.0545. Finishing: zincplated.



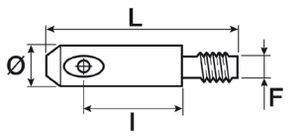

DATI TECNICI/TECHNICAL DATA mm		
Ø	10	10
F	7/16	7/16
I	28	21
L	47	40

COD.	DESCRIZIONE / DESCRIPTION		
04.0541104009	**PERNO X GIUNTO FIL.7/16 Ø10X40** / *CONNECTING DOWEL FOR JOINT 7/16 Ø10X40*	50 PZ	1000 PZ
04.0541104709	**PERNO X GIUNTO FIL.7/16 Ø10X47** / *CONNECTING DOWEL FOR JOINT 7/16 Ø10X47*	50 PZ	1000 PZ

ART. - ITEM
04.0542

Perno con foro filettato
Dowel with threaded hole

Perno in ferro con foro filettato. Da utilizzare con vite Art.04.0545. Finitura: zincata.
Connecting dowel with threaded hole. Suitable for screw 04.0545. Finishing: zincplated.



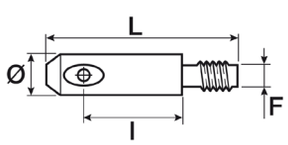

DATI TECNICI/TECHNICAL DATA mm		
Ø	10	10
F	8MA	8MA
I	28	21
L	47	40

COD.	DESCRIZIONE / DESCRIPTION		
04.0542104009	**PERNO X GIUNTO FIL.8MA Ø10X40** / *CONNECTING DOWEL FOR JOINT M8 Ø10X40*	50 PZ	1000 PZ
04.0542104709	**PERNO X GIUNTO FIL.8MA Ø10X47** / *CONNECTING DOWEL FOR JOINT M8 Ø10X47*	50 PZ	1000 PZ

ART. - ITEM
04.0520

Giunto per assemblaggio
Assembly joint

Giunto per assemblaggio, diametro 30mm. Da utilizzare con perno Art.04.0521. Finitura: marrone.
Assembly joint, diameter 30mm. Suitable for pin 04.0521. Finishing: brown.



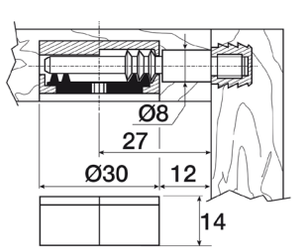

COD.	DESCRIZIONE / DESCRIPTION		
04.0520003042	**GIUNZIONE ART.1054 S/PERNO S/BORDO MARR.** / *BROWN JOINT ART.1054 W/OUT PIN AND EDGE*	40 PZ	100 PZ

ART. - ITEM
04.0521

Perno per giunto
Joint pin

Perno in ferro per giunto Art.04.0520. Finitura: zincata.
Iron joint pin for Art.04.0520. Finishing: zinc plated.



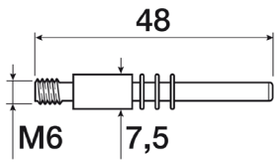

COD.	DESCRIZIONE / DESCRIPTION		
04.05216M4809	**PERNO Ø7,5X48 X GIUNZIONE ART.1054** / *JOINT PIN Ø7,5X48 FOR ART.1054*	40 PZ	100 PZ

ART. - ITEM
04.0525E

Giunto per assemblaggio
Joint connector

Giunto per assemblaggio diametro 35mm. Finitura disponibile: perno zincato, giunto grezzo. Perni disponibili: 8MAx64mm, 8MAx83.5mm.
Joint connector diameter 35mm. Finishing: zinc plated pin, raw joint. Available dowels: 8MAx64mm, 8MAx83.5mm.

DATI TECNICI/TECHNICAL DATA mm

Ø	--	--	35
F	8MA	8MA	--
L	83,5	64	--



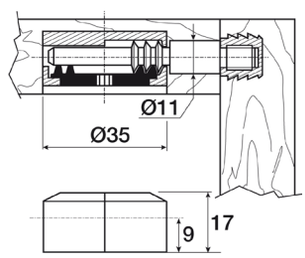

COD.	DESCRIZIONE / DESCRIPTION		
04.05250035E0	**GIUNTO PER ASSEMBLAGGIO Ø35** / *JOINT CONNECTORS Ø35*	40 PZ	100 PZ
04.05268M64E9	**PERNO PER GIUNTO FIL.M8X64** / *CONNECTING DOWEL FOR JOINT M8X64*	40 PZ	100 PZ
04.05268M84E9	**PERNO PER GIUNTO FIL.M8X83,5** / *CONNECTING DOWEL FOR JOINT M8X83,5*	40 PZ	100 PZ

ART. - ITEM
04.0525

Giunto per assemblaggio
Joint connector

Giunto per assemblaggio diametro 35mm. Finitura: perno zincato, giunto grezzo. Perni Disponibili: 7/16x83.5mm, 8MAx64mm, 8MAx83.5mm.
Joint connector diameter 35mm. Finishing: zinc plated pin, raw joint. Available pins: 7/16x83.5mm, 8MAx64mm, 8MAx83.5mm.

DATI TECNICI/TECHNICAL DATA mm

Ø	--	--	--	35
F	8MA	8MA	7/16	--
L	83,5	64	83,5	--



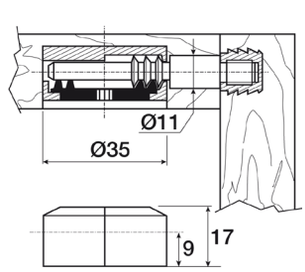

COD.	DESCRIZIONE / DESCRIPTION		
04.0525003500	**GIUNTO PER ASSEMBLAGGIO ART.1056** / *JOINT CONNECTOR ART.1056*	40 PZ	100 PZ
04.0526768409	**PERNO PER ART.1056 FIL.7/16X83,5** / *CONNECTING BOLT FOR JOINT M 7/16X83,5*	40 PZ	100 PZ
04.05268M6409	**PERNO PER ART.1056 FIL.M8X64** / *CONNECTING BOLT FOR JOINT M8X64*	40 PZ	100 PZ
04.05268M8409	**PERNO PER ART.1056 FIL.M8X83,5** / *CONNECTING BOLT FOR JOINT M8X83,5*	40 PZ	100 PZ

ART. - ITEM
04.0527

Tappo a corona
Crown cap

Tappo a corona in plastica per giunto Art.04.0525. Finitura: bianca, nera, marrone.
Plastic crown cap for joint 040525. Finishing: white, black, brown.



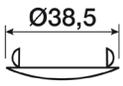

COD.	DESCRIZIONE / DESCRIPTION		
04.0527003540	**TAPPO PER ART.1056 A CORONA BIANCO** / *WHITE CROWN CAP FOR ART.1056*	40 PZ	100 PZ
04.0527003541	**TAPPO PER ART.1056 A CORONA NERO** / *BLACK CROWN CAP FOR ART.1056*	40 PZ	100 PZ
04.0527003542	**TAPPO PER ART.1056 A CORONA MARRONE** / *BROWN CROWN CAP FOR ART.1056*	40 PZ	100 PZ

ART. - ITEM
04.0535

Chiave esagonale
Iron allen key

Chiave esagonale in ferro.
Iron allen key.

DATI TECNICI/TECHNICAL DATA mm			
Ø	4	5	6



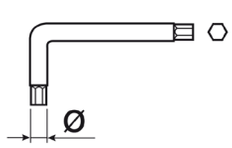

COD.	DESCRIZIONE / DESCRIPTION		
04.0535000409	**CHIAVE A BRUGOLA MM.4 ZINCATA** / *ALLEN KEY 4MM.*	100 PZ	500 PZ
04.0535000509	**CHIAVE A BRUGOLA MM.5 ZINCATA** / *ALLEN KEY 5MM.*	100 PZ	500 PZ
04.0535000609	**CHIAVE A BRUGOLA MM.6 ZINCATA** / *ALLEN KEY 6MM*	100 PZ	500 PZ

ART. - ITEM
04.020921

Reggiripiano con vite
Shelf support with screw

Reggiripiano completo di staffa in zama e vite.
Shelf support complete with zamak bracket and screw.



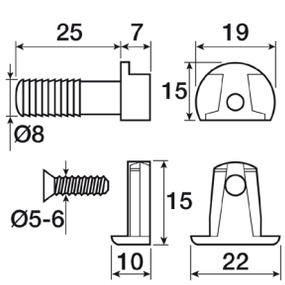

COD.	DESCRIZIONE / DESCRIPTION		
020921	**PORTARIPIANO ART.921 MM.20 C/VITE 6 BRZ** / *SHELF SUPPORT ART.921 MM.20 W/SCREW*	100 PZ	500 PZ

ART. - ITEM
04.0560

Supporto nylon
Nylon support

Supporto nylon diametro 25mm. Da utilizzare con staffetta Art.04.0561 e 04.0569. Finiture disponibili: bianca, nera, marrone.
Nylon support diameter 25mm. Suitable for bracket 04.0561 and 04.0569. Available finishing: white, black, brown.



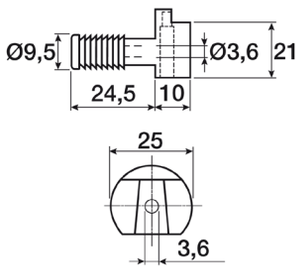

COD.	DESCRIZIONE / DESCRIPTION		
04.0560000E40	**SUPPORTO NYLON PER INTERP.MM.25 BIANCO** / *WHITE NYLON SUPPORT MM.25*	100 PZ	2000 PZ
04.0560000E41	**SUPPORTO NYLON PER INTERP.MM.25 NERO** / *BLACK NYLON SUPPORT MM.25*	100 PZ	2000 PZ
04.0560000E42	**SUPPORTO NYLON PER INTERP.MM.25 MARRONE** / *BROWN NYLON SUPPORT MM.25*	100 PZ	2000 PZ

ART. - ITEM
04.0561

Staffetta zama
Zamak bracket

Staffetta zama per supporto nylon Art.04.0560. Finiture disponibili: bronzata, nichelata.
Zamak bracket for nylon support 04.0560. Available finishing: bronzed, nickel plated.

DATI TECNICI/TECHNICAL DATA mm		
H	19,7	19,7
I	15	12,5



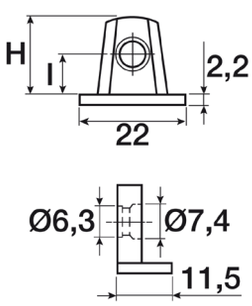

COD.	DESCRIZIONE / DESCRIPTION		
04.0561000E01	**STAFFA MONTAGGIO INTERP.BRONZ. SP.25** / *BRONZED BRACKET THICKNESS 25*	100 PZ	2000 PZ
04.0561000E08	**STAFFA MONTAGGIO INTERP.NICHEL SP.25** / *NICKEL PLATED BRACKET THICKNESS 25*	100 PZ	2000 PZ
04.0561030E01	**STAFFA MONTAGGIO INTER.SP.30 BRONZATA** / *BRONZED BRACKET THICKNESS 30*	100 PZ	2000 PZ
04.0561030E08	**STAFFA MONTAGGIO INTER.SP.30 NICHELATA** / *NICKEL PLATED BRACKET THICKNESS 30*	100 PZ	2000 PZ

ART. - ITEM
04.0569

Staffetta zama con foro per vite di bloccaggio
Zamak bracket with hole for lock screw

Staffetta zama con foro per vite di bloccaggio. Da utilizzare con supporto nylon Art.04.0560. Finitura: bronzata.
Zamak bracket with hole for lock screw. Use with nylon support 04.0560. Finishing: bronzed.

DATI TECNICI/TECHNICAL DATA mm		
H	19,7	19,7
I	15	12,5



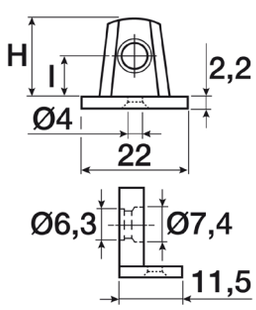

COD.	DESCRIZIONE / DESCRIPTION		
04.0569025E01	**STAFFA MONT.INTER.SP.25 C/FORO BRONZATA** / *BRONZED BRACKET W/HOLE THICKNESS 25*	100 PZ	2000 PZ
04.0569030E01	**STAFFA MONT.INTER.SP.30 C/FORO BRONZATA** / *BRONZED BRACKET W/HOLE THICKNESS 30*	100 PZ	2000 PZ

ART. - ITEM
04.0570

Supporto in nylon
Nylon support

Supporto in nylon diametro 19mm. Da utilizzare con staffetta in zama Art.04.0571. Finiture disponibili: bianca, nera, marrone.
Nylon support diameter 19mm. Use with bracket 04.0571. Available finishing: white, black, brown.



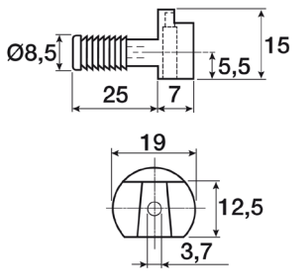

COD.	DESCRIZIONE / DESCRIPTION		
04.0570001940	**SUPPORTO NYLON PER INTERP.MM.19 BIANCO** / *WHITE NYLON SUPPORT Ø19MM*	100 PZ	5000 PZ
04.0570001941	**SUPPORTO NYLON PER INTERP.MM.19 NERO** / *BLACK NYLON SUPPORT Ø19MM*	100 PZ	5000 PZ
04.0570001942	**SUPPORTO NYLON PER INTERP.MM.19 MARRONE** / *BROWN NYLON SUPPORT Ø19MM*	100 PZ	5000 PZ

ART. - ITEM
04.0571

Staffetta in zama
Zamak bracket

Staffetta in zama per supporto in nylon Art.04.0570. Finiture disponibili: bronzata, nichelata.
Zamak bracket for nylon support 04.0570. Available finishing: bronzed, nickel plated.

DATI TECNICI/TECHNICAL DATA mm		
H	15	15
I	9	10



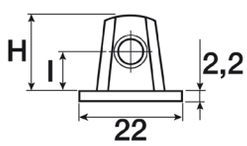

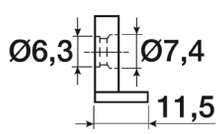

COD.	DESCRIZIONE / DESCRIPTION		
04.0571000001	**STAFFA MONTAGGIO INT.10 SP.20 BRONZ** / *BRONZED BRACKET BACKSET 10 TH.20*	100 PZ	2000 PZ
04.0571000008	**STAFFA MONTAGGIO INT.10 SP.20 NICH.** / *NICKEL-PLATED BRACKET BACKSET 10 TH.20*	100 PZ	2000 PZ
04.0571091801	**STAFFA MONTAGGIO INT.9 SP.18 BRONZ.** / *BRONZED BRACKET BACKSET 9 TH.18*	100 PZ	2000 PZ
04.0571091808	**STAFFA MONTAGGIO INT.9 SP.18 NICH.** / *NIKEL PLATED BRACKET BACKSET 9 TH.18*	100 PZ	2000 PZ

ART. - ITEM
04.0564

Chiodo
Nail

Chiodo in ferro utilizzato per l'espansione della spina degli Art.04.0560 e 04.0570. Finitura: zincata.
Iron nail used for the expansion of the pin of articles 04.0560 and 04.0570. Finishing: zinc plated.



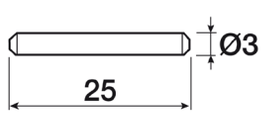

COD.	DESCRIZIONE / DESCRIPTION		
04.0564000E09	**CHIODO ZINCATO PER SUPPORTO** / *ZINC PLATED NAIL FOR SUPPORT*	100 PZ	10000 PZ

ART. - ITEM
04.0620

Supporto con eccentrico
Support for eccentric

Supporto con eccentrico che permette il bloccaggio del piano. Da utilizzare con staffa Art.04.0621. Finitura: neutra.
Support with eccentric which allows the locking of the level. Suitable for brac ket 04.0621. Finishing: clear.

DATI TECNICI/TECHNICAL DATA mm	
H	18



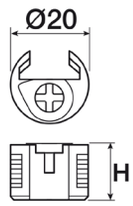

COD.	DESCRIZIONE / DESCRIPTION		
04.0620001744	**SUPPORTO CON ECCENTRICO INT.12,5** / *TRANSPARENT SUPPORT W/ECCENTRIC B.12,5*	50 PZ	2000 PZ

ART. - ITEM
04.0621

Staffa interparete
Bracket

Staffa interparete in zama per Art.04.0620. Finitura: nichelata.
Zamak bracket for Art.04.0620. Finishing: nickel plated.

DATI TECNICI/TECHNICAL DATA mm	
X	12,5



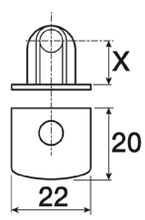

COD.	DESCRIZIONE / DESCRIPTION		
04.0621001208	**STAFFA INTERPARETE INT.12,5 NICHEL SP.25** / *NICKEL PLATED BRACKET BACKSET 12,5*	50 PZ	2000 PZ

ART. - ITEM
04.0622

Supporto zama
Zamak support

Supporto in zama da utilizzare con Art.04.0623. Finitura: grezza.
Zamak support suitable for Art.04.0623. Finishing: raw.



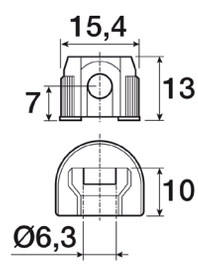

COD.	DESCRIZIONE / DESCRIPTION		
04.0622000000	**REGGIR.ART.464 CORPO GREZZO** / *ZAMAK SUPPORT ART.464*	50 PZ	2500 PZ

ART. - ITEM
04.0623

Staffetta zama
Zamak bracket

Staffetta in zama da utilizzare con Art.04.0623. Finitura: nichelata.

Zamak bracket suitable for Art.04.0623. Finishing: nickel plated.



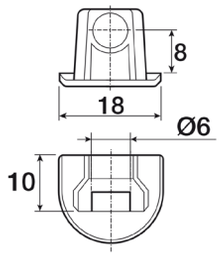

COD.	DESCRIZIONE / DESCRIPTION		
04.0623000009	**REGGIRIPIANO ART.464 STAFFETTA NICHELATA** / *SHELF SUPPORT ART.464*	50 PZ	2500 PZ

ART. - ITEM
04.0566

Vite per staffetta
Screw for bracket

Vite per staffetta in zama. Da utilizzare per il fissaggio delle staffette Art.04.0561, 04.0569 e 04.0571. Finiture disponibili: bronzata, nichelata, zincata.
Screw for bracket. Suitable for the fixing of brackets 04.0561, 04.0569 and 04.0571. Available finishing: bronzed, nickel plated, zinc plated.



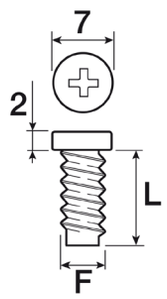

DATI TECNICI/TECHNICAL DATA mm

F	6MA	Ø6	Ø6	Ø6
L	13	15	13	11

COD.	DESCRIZIONE / DESCRIPTION		
04.05660E1101	**VITE EURO PER SUPPORTO 6X11 ST BRONZATA** / *BRONZED EURO SCREW FOR SUPPORT 6X11*	100 PZ	5000 PZ
04.05660E1108	**VITE EURO PER SUPPORTO 6X11 ST NICHEL** / *NIKEL PLATED EURO SCREW FOR SUPPORT 6X11*	100 PZ	5000 PZ
04.05660E1301	**VITE EURO PER SUPPORTO 6X13 ST BRONZATA** / *BRONZED EURO SCREW FOR SUPPORT 6X13*	100 PZ	5000 PZ
04.05660E1308	**VITE EURO PER SUPPORTO 6X13 ST NICHELATA** / *NICKEL PL. EURO SCREW FOR SUPPORT 6X13*	100 PZ	5000 PZ
04.05660E1501	**VITE EURO PER SUPPORTO 6X15 ST BRONZATA** / *BRONZED EURO SCREW FOR SUPPORT 6X15*	100 PZ	5000 PZ
04.0566M61301	**VITE PER SUPPORTO 6MAX13 BRONZO** / *BRONZED SCREW M6X13 FOR SUPPORT*	100 PZ	5000 PZ
04.0566M61309	**VITE PER SUPPORTO 6MAX13 ZINCATA** / *ZINC PLATED SCREW FOR SUPPORT M6X13*	100 PZ	5000 PZ

ART. - ITEM
04.0567

Vite testa svasata
Countersunk screw

Vite testa svasata utilizzata per il fissaggio di guide Art.05.0004 e staffette in zama Art.04.0561, 04.0569 e 04.0571. Finiture disponibili: zincata, nichelata.
Countersunk screw used to fix runners 05.0004 and zamak brackets 04.0561, 04.0569 and 04.0571. Available finishing: zinc plated, nickel plated.



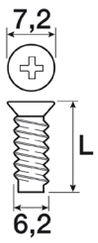

DATI TECNICI/TECHNICAL DATA mm

L	11	13	15

COD.	DESCRIZIONE / DESCRIPTION		
04.05670E1109	**VITE EURO T.PIANA 6,2X11 NICHELATA** / *ZINC PLATED EURO SCREW FLAT HEAD 6,2X11*	100 PZ	1000 PZ
04.05670E1309	**VITE EURO T.PIANA 6,2X13 NICHELATA** / *ZINC PLATED EURO SCREW FLAT HEAD 6,2X13*	100 PZ	1000 PZ
04.05670E1609	**VITE EURO T.PIANA 6,2X15 ZINCATA** / *ZINC PLATED EURO SCREW FLAT HEAD 6,2X15*	100 PZ	1000 PZ

ART. - ITEM
04.0587

Giunto in zama con bordo
Zamak joint with edge

Giunto in zama con bordo per foro diametro 20mm. Finitura: nichelata.
Zamak joint with edge for hole diameter 20mm. Finishing: nickel plated.



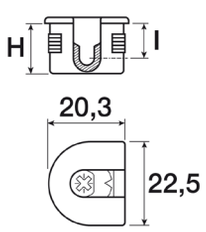

DATI TECNICI/TECHNICAL DATA mm

H	14
I	9,5

COD.	DESCRIZIONE / DESCRIPTION		
04.0587E09508	**MONTAGGIO ZAMA Ø20 NICHEL INT.9,5** / *NICKEL PL.JOINT W/EDGE Ø20 BACKSET 9,5*	100 PZ	500 PZ

ART. - ITEM
04.0584

Perno per giunto
Joint pin

Perno per giunto con filetto legno. Da utilizzare con giunto Art. 04.0587. Finitura: zincata.
Joint pin with wood thread. Use with joint 04.0587. Finish ing: zinc plated.



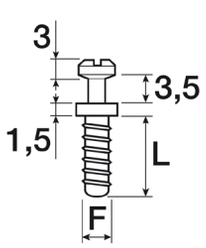

DATI TECNICI/TECHNICAL DATA mm

F	Ø6	Ø6	Ø6
L	14	11	8

COD.	DESCRIZIONE / DESCRIPTION		
04.0584E00809	**TIRANTE MIGNON Ø7XF.L.8 ZINCATO** / *ZINC PLATED MIGNON PIN Ø7 L.8 WOOD THR.*	100 PZ	500 PZ
04.0584E01109	**TIRANTE MIGNON Ø7XF.L.11 ZINCATO** / *ZINC PLATED MIGNON PIN Ø7 L.11 WOOD THR*	100 PZ	500 PZ
04.0584E01409	**TIRANTE MIGNON Ø7XF.L.14 ZINCATO** / *ZINC PLATED MIGNON PIN Ø7 L.14 WOOD THR*	100 PZ	500 PZ

ART. - ITEM
04.0590

Giunzione con fissaggio a vite
Screw-in joint

Giunzione in plastica con fissaggio a vite. Finiture disponibili: bianca, nera, marrone.
Plastic screw-in joint. Available finishing: white, black, brown.



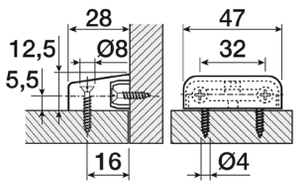

COD.	DESCRIZIONE / DESCRIPTION		
04.0590000040	**GIUNZIONE ART.2120 PLASTICA BIANCA** / *WHITE PLASTIC JOINT ART.2120*	50 PZ	250 PZ
04.0590000042	**GIUNZIONE ART.2120 PLASTICA MARRONE** / *BROWN PLASTIC JOINT ART.2120*	50 PZ	250 PZ

ART. - ITEM
04.0595

Giunzione doppia
Double joint

Giunzione doppia a pressione.
Double joint pressure.



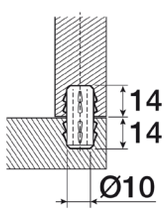

COD.	DESCRIZIONE / DESCRIPTION		
04.0595000040	**GIUNZIONE ART.100 DOPPIA PRESSIONE** / *JOINT ART.100 DOUBLE PRESSURE*	50 PZ	500 PZ

ART. - ITEM
04.0596

Giunzione con gambo a pressione
Joint with bush

Giunzione con gambo a pressione.
Joint with bush.



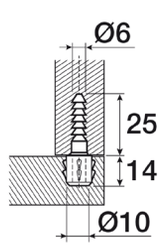

COD.	DESCRIZIONE / DESCRIPTION		
04.0596000040	**GIUNZIONE ART.101 GAMBO A PRESSIONE** / *JOINT ART.101 WITH BUSH*	50 PZ	500 PZ

ART. - ITEM
04.0598

Giunzione a scatto
Click joint

Giunzione a scatto in nylon. Finitura: neutra.
Nylon click joint. Finishing: clear.



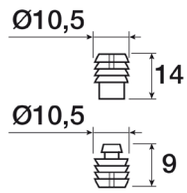

COD.	DESCRIZIONE / DESCRIPTION		
04.0598001040	**SPINE A SCATTO COMPLETE MASC.+FEMM.MM.10** / *DOWEL COMPLETE SET MALE + FEMALE MM.10*	50 PZ	1000 PZ

ART. - ITEM
04.0651

Giunzione tipo famos
Famos-type joint

Giunzione in zama tipo famos. Finitura: ottonata.
Zamak famos-type joint. Finishing: brassed.



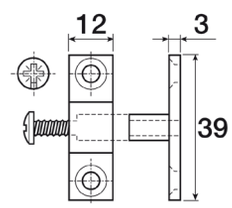

COD.	DESCRIZIONE / DESCRIPTION		
04.0651000006	**GIUNZIONE TIPO FAMOS IN ZAMA** / *BRASSED JOINT FAMOS TYPE*	50 PZ	250 PZ

ART. - ITEM
04.0652

Giunzione tipo famos stondata
Rounded Famos-type joint

Giunzione in zama tipo famos stondata. Finiture disponibili: bronzata, tropicalizzata.
Rounded famos-type joint. Available finishing: bronzed, yellow zinc plated.



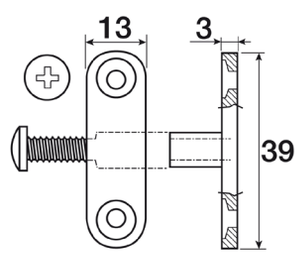

COD.	DESCRIZIONE / DESCRIPTION		
04.0652C00001	**FAMOS IN ZAMA BRONZATO ECONOMICO** / *BRONZED JOINT FAMOS TYPE ECONOMIC*	50 PZ	500 PZ
04.0652C00006	**FAMOS IN ZAMA TROPIC. ECONOMICO** / *TROPICALIZED JOINT FAMOS TYPE ECONOMIC*	50 PZ	500 PZ

ART. - ITEM
04.0654

Giunzione
Joint

Giunzione in lamiera stampata. Finitura: tropicalizzata.
Sheet metal joint. Finishing: yellow zinc plated.



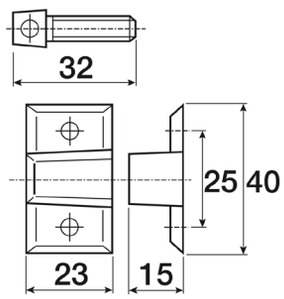

COD.	DESCRIZIONE / DESCRIPTION		
04.0654000006	**FERRURES TIPO A VITE FORATA TROPIC.** / *BRASSED JOINT CONNECTOR WITH HOLE*	50 PZ	100 PZ

ART. - ITEM
04.0656

Giunzione
Joint

Giunzione in plastica con coperchio in metallo nichelato. Finiture disponibili: marrone, bianca
Plastic joint with nickel plated cap. Available finishing: brown, white.



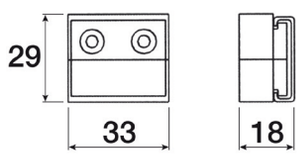

COD.	DESCRIZIONE / DESCRIPTION		
04.0656E00040	**ASSEMBLAGGIO BIANCO ART.246 ECON.** / *WHITE NICKEL PLATED JOINT ART.246*	50 PZ	1000 PZ
04.0656E00042	**ASSEMBLAGGIO MARRONE ART.246 ECON.** / *BROWN NICKEL PLATED JOINT ART.246*	50 PZ	1000 PZ

ART. - ITEM
04.0657

Angolare in plastica
Plastic angle

Angolare in plastica. Finiture disponibili: bianca, marrone.
Plastic angle. Available finishing: white, brown.



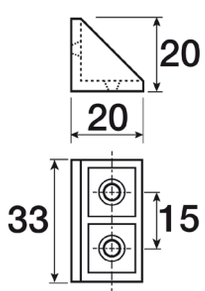

COD.	DESCRIZIONE / DESCRIPTION		
04.0657000040	**ANGOLARE PLASTICA BIANCO ART.771** / *WHITE PLASTIC ANGLE ART.771*	50 PZ	500 PZ
04.0657000042	**ANGOLARE PLASTICA MARRONE ART.771** / *BROWN PLASTIC ANGLE ART.771*	50 PZ	500 PZ

ART. - ITEM
04.0657T

Angolare in plastica con tappo
Plastic angle with cap

Angolare in plastica con tappo. Finiture disponibili: bianca, marrone.
Plastic angle with cap. Available finishing: white, brown.



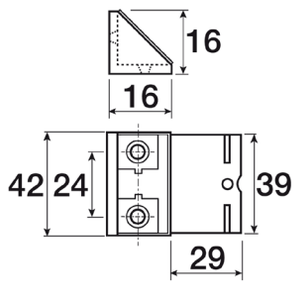

COD.	DESCRIZIONE / DESCRIPTION		
04.0657T00040	**ANGOLARE PLAST. BIANCO ART.770 C/TAPPO** / *WHITE ANGLE ART.770 WITH CAP*	50 PZ	250 PZ
04.0657T00042	**ANGOLARE PLAST. MARRONE ART.770 C/TAPPO** / *BROWN ANGLE ART.770 WITH CAP*	50 PZ	250 PZ

ART. - ITEM
04.0658

Giunzione
Joint

Giunzione in plastica. Finiture disponibili: bianca, marrone.
Plastic joint. Available finishing: white, brown.



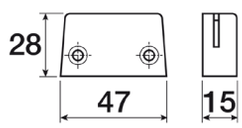

COD.	DESCRIZIONE / DESCRIPTION		
04.0658000040	**ASSEMBLAGGIO BIANCO ART.247** / *WHITE JOINT ART.247*	50 PZ	200 PZ
04.0658000042	**ASSEMBLAGGIO MARRONE ART.247** / *BROWN JOINT ART.247*	50 PZ	200 PZ

ART. - ITEM
04.0662E

Giunzione GA44
GA44 joint

Giunzione in zama. Finitura: nichelata.
Zamak joint. Finishing: nickel plated.



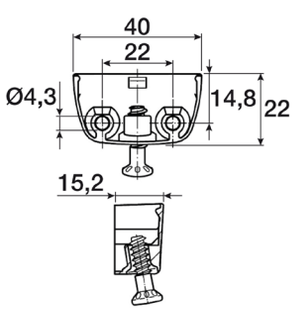

COD.	DESCRIZIONE / DESCRIPTION	
04.0662E00008	**GIUNZIONE DA AVVITARE ART.GA44 NICHELATA** / *JOINT ART.GA44 NICKEL-PLATED*	40 PZ

ART. - ITEM
04.0660

Giunzione
Joint

Giunzione plastica. Finitura: nera.
Plastic joint. Finishing: black.



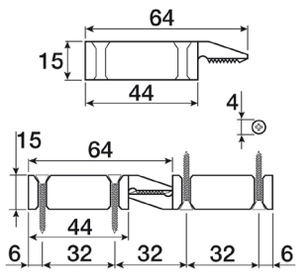

COD.	DESCRIZIONE / DESCRIPTION		
04.0660000041	**ASSEMBLAGGIO PLAST. NERO ART.46080** / *BLACK PLASTIC JOINT*	40 PZ	200 PZ

ART. - ITEM
04.26249356

Giunto per pannelli
Joint for panels

Giunto ad incastro per pannelli. Finitura: nera.
Set-up joint for panels. Finishing: black.



COD.	DESCRIZIONE / DESCRIPTION	
04.4247084041	**KIT GIUNTO PER PANNELLI NERO** / *JOINT KIT FOR WOOD PANEL*	100 PZ

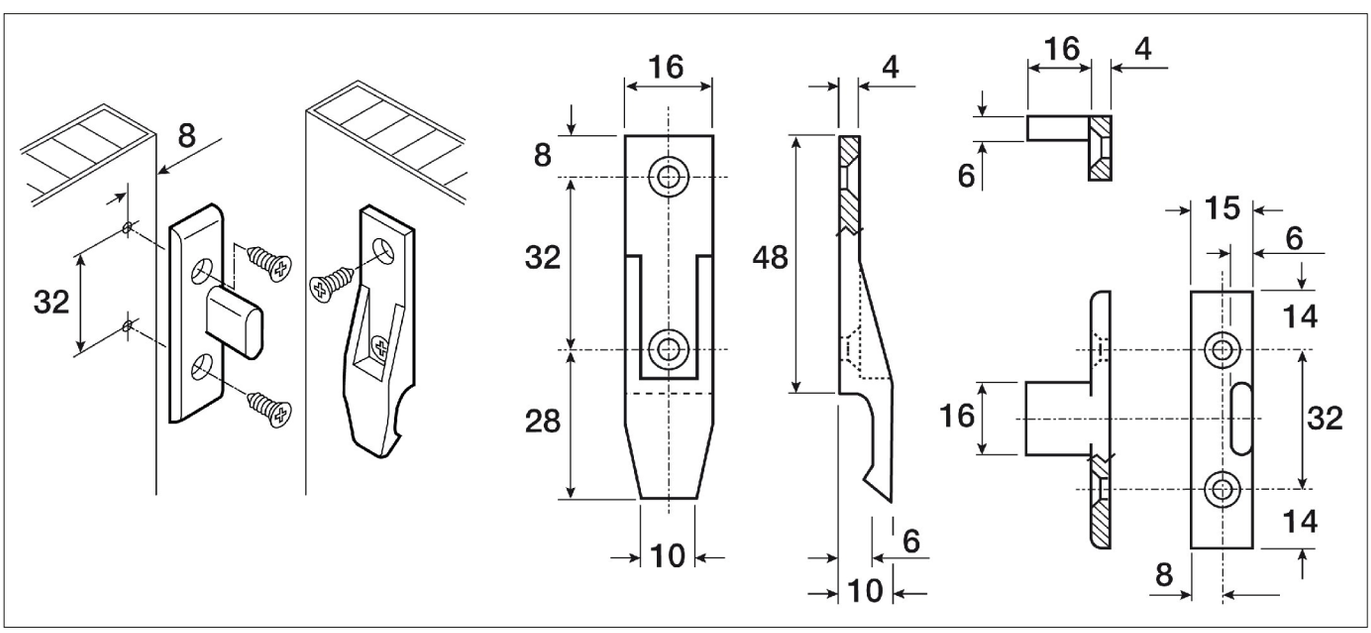

ART. - ITEM
04.26250359

Giunto ad incastro
Set-up joint

Giunto ad incastro. Finitura: nera.
Recessed joint. Finishing: black.



COD.	DESCRIZIONE / DESCRIPTION	
04.4247080040	**KIT GIUNTO AD INCASTRO NERO** / *RECESSED JOINT KIT*	100 PZ

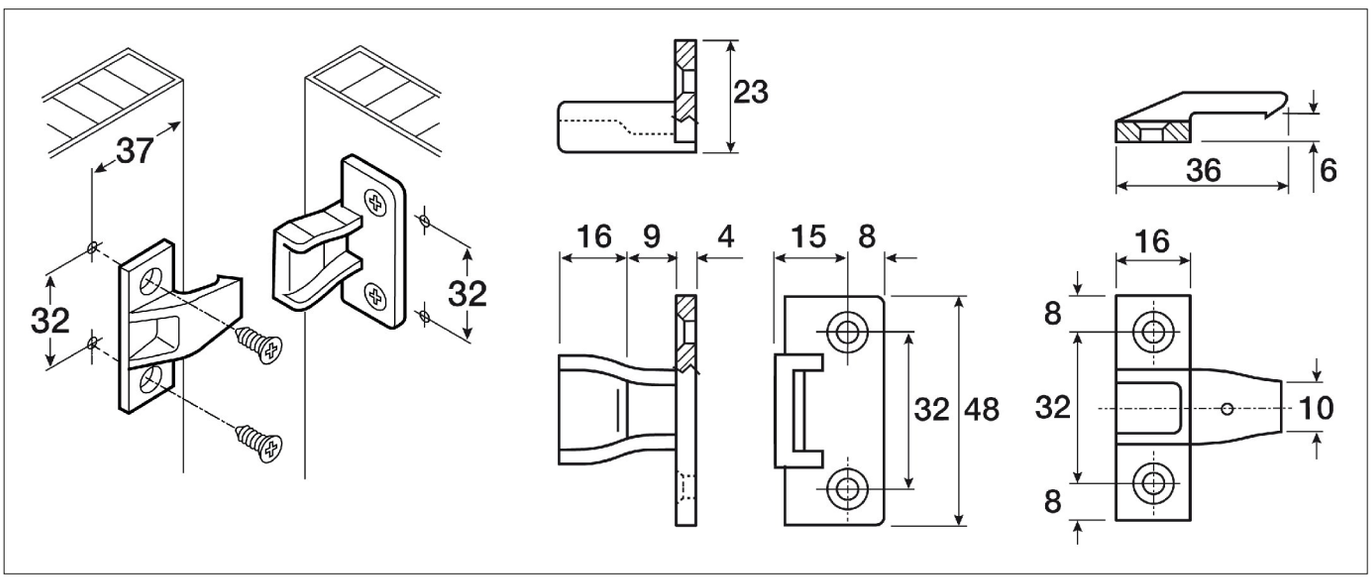

ART. - ITEM
04.F1453

Giunzione CLAMEX P
CLAMEX P joint

Clamex P è un elemento di giunzione smontabile che viene collegato da una leva. L'ancoraggio a filo permette un serraggio immediato e potente nel pezzo senza utensili. Non richiede colla nè viti e consente di unire mobili con giunzioni angolari in modo fisso o smontabile.
Clamex P is a detachable furniture fitting connected with a lever. the form-locking anchorage allows for an exceptionally fast and powerful anchorage in the work piece without tools. It needs neither glue nor screws, and it makes it possible to join furniture with angular joint in a fixed or removable way.



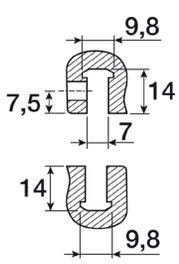

COD.	DESCRIZIONE / DESCRIPTION	
04.K145356000	**GIUNZIONE CLAMEX P-14, KIT 50 PZ.** / *CLAMEX P-14 JOINT, SET 50 PCS*	1 CF

ART. - ITEM
04.1454

Giunzione TENSO P-14
TENSO P-14 joint

Tenso P-14, giunzione autobloccante invisibile con ancoraggio P-System rapidissimo e a filo. Incollaggio estremamente rapido grazie al facile incastro dei pezzi. Montaggio senza utensili.
The Tenso P-14 is an invisible, self-clamping joint that offers form-locking P-System anchorage in few seconds. Extremely fast glueing, as the work pieces are simply stuck together. Tool-free assembly.



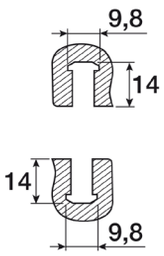

COD.	DESCRIZIONE / DESCRIPTION	
04.K145435000	**GIUNZIONE TENSO P-14 S/CLIP, KIT 50 PZ.** */ TENSO P-14 JOINT W/OUT CLIP, SET 50 PCS*	1 CF
04.K145436000	**CLIP PER TENSO P-14, KIT 50 PZ.** */ PRE-MOUNTING CLIP FOR TENSO, SET 50 PCS*	1 CF

ART. - ITEM
04.F1452

Giunzione CLAMEX S-18
CLAMEX S-18 joint

Giunzione CLAMEX S-18 in plastica rinforzata con resina di vetro. Apribile. Utilizzabile in tutti i tipi di legno. Fissaggio nella fresata da 8mm con viti.
CLAMEX S-18 strenghten plastic joint with glass resin. Openable. Suitable for all types of wood. Fixing in the 8mm fraise with screw.



COD.	DESCRIZIONE / DESCRIPTION	
04.K145251000	**GIUNZIONE CLAMEX S-18, KIT 50 PZ.** */ CLAMEX S-18 JOINT, SET 50 PCS*	1 CF

ART. - ITEM
08.F1014

Fresatrice ZP2
ZP2 milling machine

Lavorazione rapida, facile e precisa con il principio di applicazione convalidato Lamello. Lavorazione analoga per i due pezzi in lavorazione con riduzione di tempo ed eliminazione di cambio di profondità, quindi con meno rischio di errori
Fast, easy and accurate processing. Similar processing for the two workpieces with reduction of time and elimination of change of depth, therefor with less risk of errors.



COD.	DESCRIZIONE / DESCRIPTION	
08.101402S000	**FRESATRICE ZETA P2 IN HW** */ ZETAP2 BISCUIT JOINER FOR CLAMEX P*	1 PZ

ART. - ITEM
08.F1252

Set di montaggio Clamex S
Clamex S mounting set

Set di montaggio per CLAMEX S per fresatrice Lamello: dima di foratura per 30°/150° inclusa punta di foratura e fresa con coltelli a gettare 8mm.
Mounting set for Clamex S, Lamello milling machine: drilling template for 30°/150° included drill bit and 8mm wood cutter.



COD.	DESCRIZIONE / DESCRIPTION	
08.F125250000	**SET DI MONTAGGIO COMPLETO PER CLAMEX S** / *CLAMEX S INSTALLATION SET*	1 PZ

ART. - ITEM
04.1863

Giunzione CABINEO 12
CABINEO 12 joint

Cabineo è una giunzione singola basata su foratura o fresatura. Rispetto a un eccentrico standard, Cabineo offre una lavorazione più efficiente, un montaggio più rapido e presenta inoltre una forza di serraggio elevata senza l'utilizzo di tasselli di legno aggiuntivi.
Cabineo is one-piece cabinet unit fitting and is installed into a drilled or routed shape. In comparison with the standard cam and dowel fitting, the Cabineo offers more efficient production, faster installation and a higher clamping force.



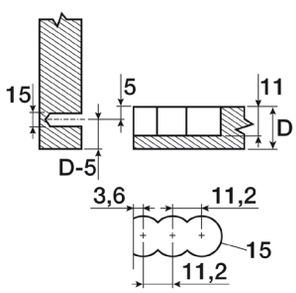

COD.	DESCRIZIONE / DESCRIPTION	
04.K186321000	**GIUNZIONE CABINEO 12, KIT 50 PZ.** / *CABINEO 12 JOINT, SET 50 PCS*	1 CF
04.K186351S00	**COPRIFORO BIANCO CABINEO 12, KIT 50 PZ.** / *CABINEO 12 WHITE COVER, SET 50 PCS*	1 CF
08.2763120000	**UTENSILE ESAGONALE PER CABINEO** / *CABINEO HEX BIT*	1 PZ

ART. - ITEM
04.1455

Giunzione DIVARIO P-18
DIVARIO P-18 joint

La giunzione Divario P-18 è una giunzione nascosta per le massime esigenze di qualità e consente di inserire un ripiano o un divisorio in una struttura già assemblata, inoltre serra i componenti all'inserimento e garantisce quindi fughe perfettamente chiuse. La giunzione è in grado di reggere elevate sollecitazioni in trazione grazie all'accoppiamento di forza tra il componente inserito e i lati.
Divario P-18 is an invisible joint that allows shelves to be inserted into pre-assembled structures, additionally it also clamps the components during insertion, creating clean tight joints. Due to the strong connection between the work pieces, the joint is able to carry high tensile forces.



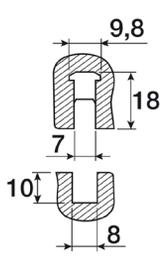

COD.	DESCRIZIONE / DESCRIPTION	
04.K145500000	**GIUNZIONE DIVARIO P-18, KIT 50 PZ.** / *DIVARIO P-18 JOINT, SET 50 PCS*	1 CF
08.1255000000	**ATTREZZO DI MONTAGGIO PER DIVARIO P-18** / *INSTALLATION TOOL FOR DIVARIO P-18*	1 PZ

ART. - ITEM
04.3760

Giunto SOLID per pannelli
SOLID joint for wood panel

Giunto maschio e femmina per pannelli di legno. Ideale per la connessione di strutture per letti e strutture in metallo.
Connecting fitting SOLID MF, two parts. The ideal heavy loading fitting for connections in the beds constructions and metal constructions.



COD.	DESCRIZIONE / DESCRIPTION		
04.3760021000	**GIUNTO PANNELLO/RIPIANO SOLID Femmina** / *SOLID F JOINT FOR WOOD PANEL*	50 PZ	100 PZ
04.3760108000	**GIUNTO PANNELLO/RIPIANO SOLID Maschio** / *SOLID M JOINT FOR WOOD PANEL*	50 PZ	100 PZ

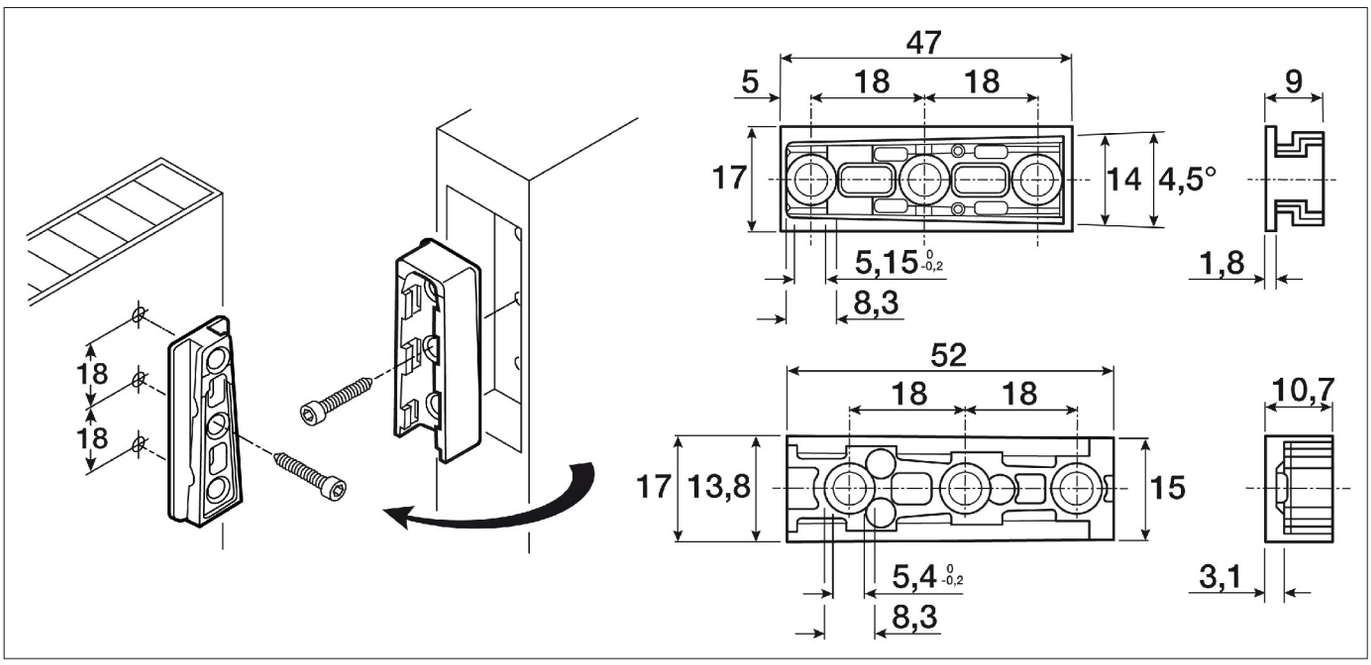

ART. - ITEM
04.P1365

Fastmount, femmina senza incasso
Fastmount, surface mount female

Il set composto da cod.04.P1365 e cod.04.P1366 è un'opzione efficace dal punto di vista dei costi e ideale per il montaggio di pannelli e rivestimenti leggeri e/o zone con carichi di estrazione bassi. Entrambi le clip utilizzano un scanalatura a coda di rondine ricavata sotto la base per permettere l'utilizzo di qualsiasi tipo di collante. La colla penetra negli interspazi vuoti e garantisce un ancoraggio sia chimico che meccanico. Il miglior collante per il materiale della superficie di incollaggio risulterà essere il più adatto per il fissaggio della clip. Oltre al collante le clip possono esser fissate a vite grazie all'abboccatura centrale.Il sistema di montaggio Fastmount ha rivoluzionato il metodo di montaggio dei pannelli negli allestimenti in genere. Questo sistema innovativo permette di ottenere finiture di qualità superiore ed un allineamento sempre perfetto ad ogni utilizzo. I pannelli possono essere rimossi e riposizionati in qualsiasi sequenza ogni qualvolta lo si desideri.

Surface monunted interlocking disc female.The 04.P1365 and 04.1366 set is a cost effective option ideal for mounting thin wall panels and facings and/or for areas with low pull-out loads. The SG clip uses the patent pending super-groove system to mechanically engage into adhesive. Screw or adhesive combinations can be used.Fastmount is the innovative New Zealand company providing international multi award winning removable panel mounting systems, designed specifically for the marine industry. Used by custom yards, outfitter companies, production yards and commercial shipyards in more than 50 countries. Panels can quickly and easily be removed and refitted in any sequence to exactly the same location every time.



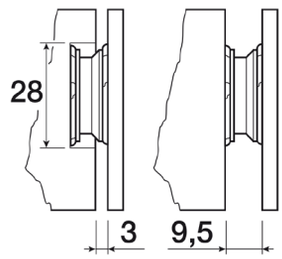

DATI TECNICI/TECHNICAL DATA mm

KG	Kg3

COD.	DESCRIZIONE / DESCRIPTION		
04.P136500000	**FEMMINA S/INCAS.BASSO PROF.P.3KG VL-F3** / *SURFACE MOUNTED INTERLOCKING DISC FEMALE*	25 PZ	100 PZ

ART. - ITEM
04.P1366

Fastmount, maschio senza incasso
Fastmount, surface mount male

Il set composto da cod.04.P1365 e cod.04.P1366 è un'opzione efficace dal punto di vista dei costi e ideale per il montaggio di pannelli e rivestimenti leggeri e/o zone con carichi di estrazione bassi. Entrambi le clip utilizzano un scanalatura a coda di rondine ricavata sotto la base per permettere l'utilizzo di qualsiasi tipo di collante. La colla penetra negli interspazi vuoti e garantisce un ancoraggio sia chimico che meccanico. Il miglior collante per il materiale della superficie di incollaggio risulterà essere il più adatto per il fissaggio della clip. Oltre al collante le clip possono esser fissate a vite grazie all'abboccatura centrale.Il sistema di montaggio Fastmount ha rivoluzionato il metodo di montaggio dei pannelli negli allestimenti in genere. Questo sistema innovativo permette di ottenere finiture di qualità superiore ed un allineamento sempre perfetto ad ogni utilizzo. I pannelli possono essere rimossi e riposizionati in qualsiasi sequenza ogni qualvolta lo si desideri.
Surface monunted interlocking disc male.The 04.P1365 and 04.1366 set is a cost effective option ideal for mounting thin wall panels and facings and/or for areas with low pull-out loads. The SG clip uses the patent pending super-groove system to mechanically engage into adhesive. Screw or adhesive combinations can be used.Fastmount is the innovative New Zealand company providing international multi award winning removable panel mounting systems, designed specifically for the marine industry. Used by custom yards, outfitter companies, production yards and commercial shipyards in more than 50 countries. Panels can quickly and easily be removed and refitted in any sequence to exactly the same location every time.



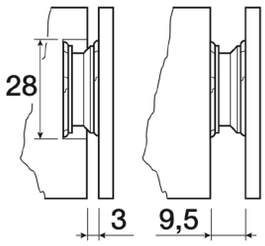

DATI TECNICI/TECHNICAL DATA mm

Kg3

COD.	DESCRIZIONE / DESCRIPTION		
04.P136600000	**MASCHIO S/INCAS.BASSO PROF.P.3KG VL-M3** / *SURFACE MOUNTED INTERLOCKING DISC MALE*	25 PZ	100 PZ

ART. - ITEM
04.P2081

Fastmount, maschio senza incasso
Fastmount, low profile surface mount male

Maschio senza incasso e a basso incasso.Il sistema di montaggio Fastmount ha rivoluzionato il metodo di montaggio dei pannelli negli allestimenti in genere. Questo sistema innovativo permette di ottenere finiture di qualità superiore ed un allineamento sempre perfetto ad ogni utilizzo. I pannelli possono essere rimossi e riposizionati in qualsiasi sequenza ogni qualvolta lo si desideri.
Low profile surface mount male.Fastmount is the innovative New Zealand company providing international multi award winning removable panel mounting systems, designed specifically for the marine industry. Used by custom yards, outfitter companies, production yards and commercial shipyards in more than 50 countries. Panels can quickly and easily be removed and refitted in any sequence to exactly the same location every time.



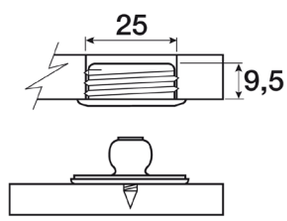

DATI TECNICI/TECHNICAL DATA mm

Kg5

COD.	DESCRIZIONE / DESCRIPTION		
04.P208100000	**MASCHIO S/INC.BASSO INCASSO P.5KG LP-SM8** / *SURFACE MOUNT LOW PROFILE MALE KG.5*	25 PZ	100 PZ

ART. - ITEM
04.P2078

Fastmount, femmina a basso incasso
Fastmount, low profile auto fit female

Femmina a basso incasso con regolazione eccentrica.Il sistema di montaggio Fastmount ha rivoluzionato il metodo di montaggio dei pannelli negli allestimenti in genere. Questo sistema innovativo permette di ottenere finiture di qualità superiore ed un allineamento sempre perfetto ad ogni utilizzo. I pannelli possono essere rimossi e riposizionati in qualsiasi sequenza ogni qualvolta lo si desideri.
Female clip with lateral adjustment push fits into 35 mm pre drilled hole in deck head frame (grounds). Fits all Low Profile male clip halves. Designed for use with curved panels.Fastmount is the innovative New Zealand company providing international multi award winning removable panel mounting systems, designed specifically for the marine industry. Used by custom yards, outfitter companies, production yards and commercial shipyards in more than 50 countries. Panels can quickly and easily be removed and refitted in any sequence to exactly the same location every time.



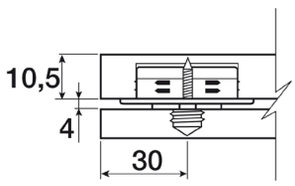

COD.	DESCRIZIONE / DESCRIPTION		
04.P207800000	**FEMMINA BASSO INCASSO C/REG.ECC.LP-AF8** / *LOW RECESSED FEMALE WITH LATERAL ADJ.*	25 PZ	100 PZ

ART. - ITEM
04.P2080

Fastmount, femmina a basso incasso
Fastmount, low profile self tapping female

Femmina a basso incasso.Il sistema di montaggio Fastmount ha rivoluzionato il metodo di montaggio dei pannelli negli allestimenti in genere. Questo sistema innovativo permette di ottenere finiture di qualità superiore ed un allineamento sempre perfetto ad ogni utilizzo. I pannelli possono essere rimossi e ripisizionati in qualsiasi sequenza ogni qualvolta lo si desideri. Per installare la femmina usare l'articolo 08.P213800000.
Low profile self tapping female.Fastmount is the innovative New Zealand company providing international multi award winning removable panel mounting systems, designed specifically for the marine industry. Used by custom yards, outfitter companies, production yards and commercial shipyards in more than 50 countries. Panels can quickly and easily be removed and refitted in any sequence to exactly the same location every time.For installing Fastmount female use article 08.P213800000.



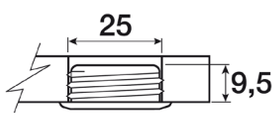

COD.	DESCRIZIONE / DESCRIPTION		
04.P208000000	**FEMMINA A BASSO INCASSO LP-F8** / *RECESSED LOW PROFILE FEMALE*	25 PZ	100 PZ

ART. - ITEM
04.P2137

Fastmount, femmina a basso incasso
Fastmount, low profile self tapping female

Femmina a basso incasso per cartongesso.Il sistema di montaggio Fastmount ha rivoluzionato il metodo di montaggio dei pannelli negli allestimenti in genere. Questo sistema innovativo permette di ottenere finiture di qualità superiore ed un allineamento sempre perfetto ad ogni utilizzo. I pannelli possono essere rimossi e riposizionati in qualsiasi sequenza ogni qualvolta lo si desideri. Per installare la femmina usare l'articolo 08.P213800000.
Low profile drywall self tapping female.Fastmount is the innovative New Zealand company providing international multi award winning removable panel mounting systems, designed specifically for the marine industry. Used by custom yards, outfitter companies, production yards and commercial shipyards in more than 50 countries. Panels can quickly and easily be removed and refitted in any sequence to exactly the same location every time.For installing Fastmount female use article 08.P213800000.



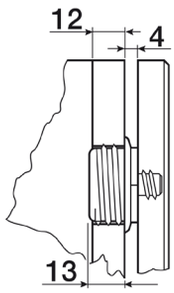

COD.	DESCRIZIONE / DESCRIPTION		
04.P213700000	**FEMMINA AD INCASSO X CARTONGESSO LP-DF8** / *RECESSED FEMALE FOR DRYWALL*	25 PZ	100 PZ

ART. - ITEM
04.P2079

Fastmount, maschio a basso incasso
Fastmount, low profile self tapping male

Maschio a basso incasso.Il sistema di montaggio Fastmount ha rivoluzionato il metodo di montaggio dei pannelli negli allestimenti in genere. Questo sistema innovativo permette di ottenere finiture di qualità superiore ed un allineamento sempre perfetto ad ogni utilizzo. I pannelli possono essere rimossi e riposizionati in qualsiasi sequenza ogni qualvolta lo si desideri. Per installare il maschio utilizzare l'articolo 08.P134500000.
Low profile self tapping male.Fastmount is the innovative New Zealand company providing international multi award winning removable panel mounting systems, designed specifically for the marine industry. Used by custom yards, outfitter companies, production yards and commercial shipyards in more than 50 countries. Panels can quickly and easily be removed and refitted in any sequence to exactly the same location every time.For installing Fastmount male use article 08.P134500000.



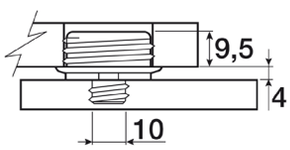

DATI TECNICI/TECHNICAL DATA mm

Kg5

COD.	DESCRIZIONE / DESCRIPTION		
04.P207900000	**MASCHIO INCAS.BASSO INCASSO P.5KG LP-M8** / *RECESSED LOW PROFILE MALE KG.5*	25 PZ	100 PZ

ART. - ITEM
04.P0973

Femmina ad incasso
Self tapping female

Femmina autofilettante.Il sistema di montaggio Fastmount ha rivoluzionato il metodo di montaggio dei pannelli negli allestimenti in genere. Questo sistema innovativo permette di ottenere finiture di qualità superiore ed un allineamento sempre perfetto ad ogni utilizzo. I pannelli possono essere rimossi e riposizionati in qualsiasi sequenza ogni qualvolta lo si desideri.Per forare utilizzare l'articolo 08.P098400000.Per installare la femmina usare l'articolo 08.P098000000.
Self tapping female.Fastmount is the innovative New Zealand company providing international multi award winning removable panel mounting systems, designed specifically for the marine industry. Used by custom yards, outfitter companies, production yards and commercial shipyards in more than 50 countries. Panels can quickly and easily be removed and refitted in any sequence to exactly the same location every time.For drilling use article 08.P098400000.For installing Fastmount female use article 08.P098000000.



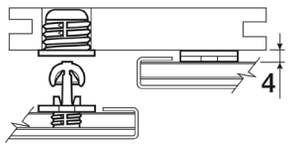

COD.	DESCRIZIONE / DESCRIPTION		
04.P097300000	**FEMMINA AD INCASSO PC-F1** / *SELF TAPPING FEMALE*	25 PZ	100 PZ

ART. - ITEM
04.P0972

Maschio ad incasso, portata 5kg
Self tapping male. Load capacity 5kg

Maschio autofilettante.Il sistema di montaggio Fastmount ha rivoluzionato il metodo di montaggio dei pannelli negli allestimenti in genere. Questo sistema innovativo permette di ottenere finiture di qualità superiore ed un allineamento sempre perfetto ad ogni utilizzo. I pannelli possono essere rimossi e riposizionati in qualsiasi sequenza ogni qualvolta lo si desideri.Per installare il maschio utilizzare l'articolo 08.P134500000.
Self tapping male.Fastmount is the innovative New Zealand company providing international multi award winning removable panel mounting systems, designed specifically for the marine industry. Used by custom yards, outfitter companies, production yards and commercial shipyards in more than 50 countries. Panels can quickly and easily be removed and refitted in any sequence to exactly the same location every time.For installing Fastmount male use article 08.P134500000.



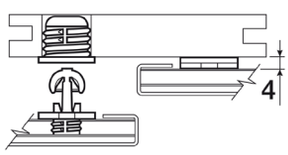

DATI TECNICI/TECHNICAL DATA mm	
Ø	10
KG	Kg5

COD.	DESCRIZIONE / DESCRIPTION		
04.P097200000	**MASCHIO AD INCASSO P.5KG PCM1A** / *SELF TAPPING MALE 5KG*	25 PZ	100 PZ

ART. - ITEM
04.P1336

Maschio ad incasso, portata 10kg
Self tapping male. Load capacity 10kg

Maschio autofilettante.Il maschio autofilettante cod.04.P1336 completa la gamma di articoli disponibili fornendo una versione progettata per pannelli spessi e particolarmente pesanti.Il sistema di montaggio Fastmount ha rivoluzionato il metodo di montaggio dei pannelli negli allestimenti in genere. Questo sistema innovativo permette di ottenere finiture di qualità superiore ed un allineamento sempre perfetto ad ogni utilizzo. I pannelli possono essere rimossi e riposizionati in qualsiasi sequenza ogni qualvolta lo si desideri.Per installare il maschio utilizzare l'articolo 08.P134500000.

Self tapping male.Fastmount is the innovative New Zealand company providing international multi award winning removable panel mounting systems, designed specifically for the marine industry. Used by custom yards, outfitter companies, production yards and commercial shipyards in more than 50 countries. Panels can quickly and easily be removed and refitted in any sequence to exactly the same location every time.For installing Fastmount male use article 08.P134500000.



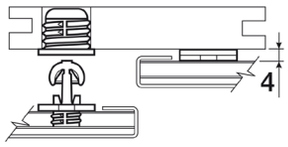

DATI TECNICI/TECHNICAL DATA mm	
Ø	10
KG	Kg10

COD.	DESCRIZIONE / DESCRIPTION		
04.P133600000	**MASCHIO AD INCASSO P.10KG PCM2H** / *SELF TAPPING MALE 10KG*	25 PZ	100 PZ

ART. - ITEM
04.P1641

Vario maschio ad incasso alta tenuta al taglio
Vario self tapping male, heavy duty

Maschio autofilettante regolabile.Questa clip offre all'utilizzatore la possibilità di regolazione a scatto della penetrazione nella clip femmina distanziando o avvicinando il pannello dal telaio di supporto. La stessa offre, inoltre, una particolare resistenza a forze di taglio maggiore delle altre versioni.Il sistema di montaggio Fastmount ha rivoluzionato il metodo di montaggio dei pannelli negli allestimenti in genere. Questo sistema innovativo permette di ottenere finiture di qualità superiore ed un allineamento sempre perfetto ad ogni utilizzo. I pannelli possono essere rimossi e riposizionati in qualsiasi sequenza ogni qualvolta lo si desideri.Per installare il maschio utilizzare l'articolo 08.P134500000.

Variable gap self tapping male.Fastmount is the innovative New Zealand company providing international multi award winning removable panel mounting systems, designed specifically for the marine industry. Used by custom yards, outfitter companies, production yards and commercial shipyards in more than 50 countries. Panels can quickly and easily be removed and refitted in any sequence to exactly the same location every time.For installing Fastmount male use article 08.P134500000.



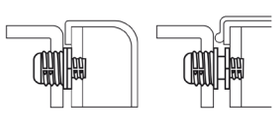

DATI TECNICI/TECHNICAL DATA mm	
Ø	10
KG	Kg7

COD.	DESCRIZIONE / DESCRIPTION		
04.P164100000	**VARIO MASCHIO AD INCASSO VS-M1** / *VARIO SELF TAPPING MALE HEAVY DUTY*	25 PZ	100 PZ

ART. - ITEM
04.P2082

Fastmount, centratore
Fastmount, center point

Centratore per la serie cilps a basso incasso.
Center point for low profile series clips.



COD.	DESCRIZIONE / DESCRIPTION		
04.P208200000	**CENTRATORE SERIE BASSO INCASSO CP-08** / *CENTERING POINT*	4 PZ	100 PZ

ART. - ITEM
04.P0976

Centratore largo
Large center point insert

Centratore compatibile con femmine Fastmount. E' possibile utilizzarlo nel foro da 10 mm per l'inserimento dei maschi ad incasso.
Use to align holes in panel and frame when using blind holes in panel.
Fits 10mm blind hole in panel.



COD.	DESCRIZIONE / DESCRIPTION		
04.P097600000	**CENTRATORE LARGO PC-01A** / *LARGE CENTER POINT INSERT*	4 PZ	100 PZ

ART. - ITEM
04.P1940

Fastmount, centratore
Fastmount, center point

Centratore per clip 04.P1365 e 04.P1366.
Center point for clip 04.P1365 and 04.P1366.



COD.	DESCRIZIONE / DESCRIPTION		
04.P194000000	**CENTRATORE PER CLIP VL-CP3** / *CENTERPOINT FOR CLIP*	4 PZ	100 PZ

ART. - ITEM
08.P0982

Staffa rimozione
Removal tool

Staffa per la rimozione dei pannelli.
Panel removal tool



COD.	DESCRIZIONE / DESCRIPTION	
08.P098200000	**STAFFA PER RIMOZIONE PANNELLO CT-05** / *PANEL REMOVAL TOOL*	1 PZ

ART. - ITEM
08.P2138

Fastmount, inserto per installazione femmina
Fastmount, install plastic tool

Accessorio in materiale plastico. Si utilizza per installare le femmine 04.P2137 e 04.P2080.
Install plastic tool for self tapping female 04.P2137 and 04.P2080.



COD.	DESCRIZIONE / DESCRIPTION	
08.P213800000	**INSERTO PLASTICO X INSTAL.FEMMINA CT-20** / *PLASTIC INSTALL TOOL FOR FEMALE CT-20*	1 PZ

ART. - ITEM
08.P1345

Fastmount, inserto per installazione maschio
Fastmount, install tool for male

Si utilizza per installazione dei maschi 04.P0972, 04.P1336, 04.P1641, 04.P2079.
Install tool for self tapping male. Usable for 04.P0972, 04.P1336, 04.P1641, 04.P2079.



COD.	DESCRIZIONE / DESCRIPTION	
08.P134500000	**INSERTO PER INSTALLAZIONE MASCHIO CT-10** / *INSTALL TOOL FOR SELF TAPPING MALE CT-10*	1 PZ

ART. - ITEM
04.0700

Perno diritto con bussola
Straight pivot with bush

Perno in ferro diritto con bussola in ottone. Finitura: ottonata.
Iron straight pivot with brassed bush. Finishing: brassed.

DATI TECNICI/TECHNICAL DATA mm

H	8	8	10	10	10
L	50	60	90	70	80
S	2,5	2,5	2,5	2,5	2,5



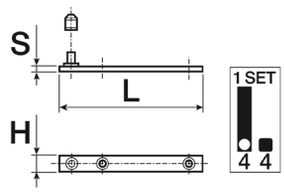

COD.	DESCRIZIONE / DESCRIPTION	
04.0700E05002	**PERNO ART.5119 MM.50 DIRITTO F.OTTONATO** / *BRASSED PIVOT ART.119 MM.50*	24 GR
04.0700E06002	**PERNO ART.5119 MM.60 DIRITTO F.OTTONATO** / *BRASSED PIVOT ART.119 MM.60*	24 GR
04.0700E07002	**PERNO ART.5119 MM.70 DIRITTO F.OTTONATO** / *BRASSED PIVOT ART.119 MM.70*	24 GR
04.0700E08002	**PERNO ART.5119 MM.80 DIRITTO F.OTTONATO** / *BRASSED PIVOT ART.119 MM.80*	24 GR
04.0700E09002	**PERNO ART.5119 MM.90 DIRITTO F.OTTONATO** / *BRASSED PIVOT ART.119 MM.90*	24 GR

ART. - ITEM
04.0701

Perno diritto con piastrina
Straight pivot with plate

Perno in ferro diritto con piastrina. Finiture disponibili: ottonata, zincata.
Iron straight pivot with plate. Available finishing: brassed, zinc plated.

DATI TECNICI/TECHNICAL DATA mm

H	8	10	10	10
H1	8	10	10	10
L	60	90	70	80
L1	35	38	38	38
S	2,5	2,5	2,5	2,5



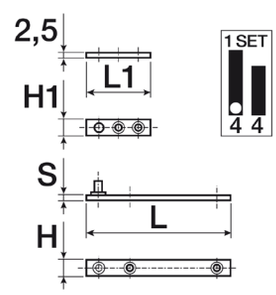

COD.	DESCRIZIONE / DESCRIPTION	
04.0701E06000	**PERNO ART.5108 MM.60 DIRITTO ZINCATO CPC** / *ZINC PLATED PIVOT W/PLATE MM.60*	24 GR
04.0701E06002	**PERNO ART.5108 MM.60 DIRITTO F.OTT. CPC** / *BRASSED PIVOT W/PLATE MM.60*	24 GR
04.0701E07000	**PERNO ART.5108 MM.70 DIRITTO ZINCATO CPC** / *ZINC PLATED PIVOT W/PLATE MM.70*	24 GR
04.0701E07002	**PERNO ART.5108 MM.70 DIRITTO F.OTT. CPC** / *BRASSED PIVOT W/PLATE MM.70*	24 GR
04.0701E08000	**PERNO ART.5108 MM.80 DIRITTO ZINCATO CPC** / *ZINC PLATED PIVOT W/PLATE MM.80*	24 GR
04.0701E08002	**PERNO ART.5108 MM.80 DIRITTO F.OTT. CPC** / *BRASSED PIVOT W/PLATE MM.80*	24 GR
04.0701E09000	**PERNO ART.5108 MM.90 DIRITTO ZINCATO CPC** / *ZINC PLATED PIVOT W/PLATE MM.90*	24 GR
04.0701E09002	**PERNO ART.5108 MM.90 DIRITTO F.OTT. CPC** / *BRASSED PIVOT W/PLATE MM.90*	24 GR

ART. - ITEM
04.0704

Perno doppio a squadra
Double right angle pivot

Perno in ferro doppio a squadra. Finitura: ottonata.
Double right angle pivot. Finishing: brassed.

DATI TECNICI/TECHNICAL DATA mm

H	21	24	24	25
H1	9	11	10,5	11
L	50	70	60	80
S	2	2	2	2,5



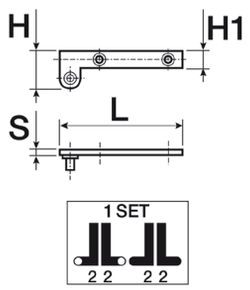

COD.	DESCRIZIONE / DESCRIPTION	
04.0704E05002	**PERNO ART.5111 MM.50 DOPPIO COLLO F.OTT** / *BRASSED DOUBLE RIGHT ANGLE PIVOT MM.50*	24 GR
04.0704E06002	**PERNO ART.5111 MM.60 DOPPIO COLLO F.OTT** / *BRASSED DOUBLE RIGHT ANGLE PIVOT MM.60*	24 GR
04.0704E07002	**PERNO ART.5111 MM.70 DOPPIO COLLO F.OTT.** / *BRASSED DOUBLE RIGHT ANGLE PIVOT MM.70*	24 GR
04.0704E08002	**PERNO ART.5111 MM.80 DOPPIO COLLO F.OTT.** / *BRASSED DOUBLE RIGHT ANGLE PIVOT MM.80*	24 GR

ART. - ITEM
04.0707

Perno a squadra con piastrina
Right angle pivot with plate

Perno a squadra con piastrina. Finitura: ottonata.
Right angle pivot with plate. Finishing: brassed.

DATI TECNICI/TECHNICAL DATA mm

H	22	24	24	25
H1	10	10	10	11
L	50	70	60	80
S	2	2	2	2,5



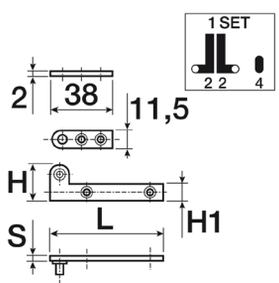

COD.	DESCRIZIONE / DESCRIPTION	
04.0707E05002	**PERNO ART.116 MM.50 A COLLO CPC F.OTT.** / *BRASSED PIVOT WITH PLATE MM.50*	24 GR
04.0707E06002	**PERNO ART.116 MM.60 A COLLO CPC F.OTT.** / *BRASSED PIVOT WITH PLATE MM.60*	24 GR
04.0707E07002	**PERNO ART.116 MM.70 A COLLO CPC F.OTT.** / *BRASSED PIVOT WITH PLATE MM.70*	24 GR
04.0707E08002	**PERNO ART.116 MM.80 A COLLO CPC F.OTT.** / *BRASSED PIVOT WITH PLATE MM.80*	24 GR

ART. - ITEM
04.0709

Perno a squadra ridotto con bussola
Reduced right angle pivot with bush

Perno a squadra ridotto con bussola in ottone. Finitura: ottonata.
Reduced right angle pivot with brass bush. Finishing: brassed.

DATI TECNICI/TECHNICAL DATA mm

S	2,5



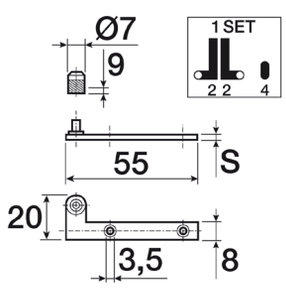

COD.	DESCRIZIONE / DESCRIPTION	
04.0709E05502	**PERNO ART.5215B MM.55 RID.A SQUADRA C/B** / *REDUCED RIGHT-ANGLE PIVOT MM.55 W/BUSH*	24 GR

ART. - ITEM
04.0710

Perno a squadra ridotto con piastrina
Reduced right angle pivot with plate

Perno a squadra ridotto con piastrina. Finitura: ottonata.
Reduced right angle pivot with plate. Finishing: brassed.

DATI TECNICI/TECHNICAL DATA mm	
S	2,5



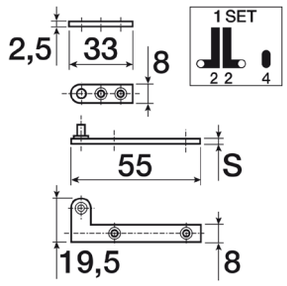

COD.	DESCRIZIONE / DESCRIPTION	
04.0710E05502	**PERNO ART.5.215 MM.55 RID.A SQUADRA C/P** / *REDUCED RIGHT-ANGLE PIVOT MM.55 W/BUSH*	24 GR

ART. - ITEM
04.0712

Perno falsa squadra con bussola
Odd angle pivot with bush

Perno in ferro falsa squadra con bussola in ottone. Finitura: ottonata.
Iron odd angle pivot with brass bush. Finishing: brassed.

DATI TECNICI/TECHNICAL DATA mm			
H	23	26	26
H1	10,5	11,5	11,5
L	50	70	60
S	2	2,5	2



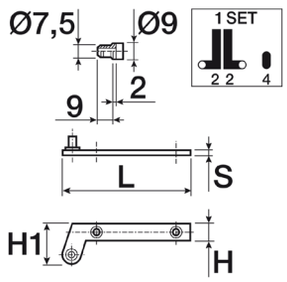

COD.	DESCRIZIONE / DESCRIPTION	
04.0712E05002	**PERNO ART.5112 MM.50 FALSA SQU.C/B.F.OTT** / *BRASSED ODD ANGLE PIVOT MM.50 W/BUSH*	24 GR
04.0712E06002	**PERNO ART.5112 MM.60 FALSA SQU.C/B.F.OTT** / *BRASSED ODD ANGLE PIVOT MM.60 W/BUSH*	24 GR
04.0712E07002	**PERNO ART.5112 MM.70 FALSA SQU.C/BF OTT** / *BRASSED ODD ANGLE PIVOT MM.70 W/BUSH*	24 GR

ART. - ITEM
04.0713

Perno falsa squadra con piastrina
Odd angle pivot with plate

Perno in ferro falsa squadra con piastrina. Finitura: ottonata.
Iron odd angle pivot with plate. Finishing: brassed.

DATI TECNICI/TECHNICAL DATA mm				
H	23	25	26	26
H1	10,5	11	11,5	11,5
L	50	80	60	70
S	2	2,5	2	2,5



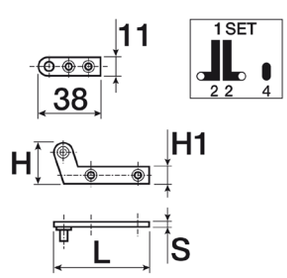

COD.	DESCRIZIONE / DESCRIPTION	
04.0713E05002	**PERNO ART.5115 MM.50 FALSA SQUDRA F.OTT** / *BRASSED ODD ANGLE PIVOT MM.50 W/PLATE*	24 GR
04.0713E06002	**PERNO ART.5115 MM.60 FALSA SQUADRA F.OTT** / *BRASSED ODD ANGLE PIVOT MM.60 W/PLATE*	24 GR
04.0713E07002	**PERNO ART.5115 MM.70 FALSA SQUADRA F.OTT** / *BRASSED ODD ANGLE PIVOT MM.70 W/PLATE*	24 GR
04.0713E08002	**PERNO ART.5115 MM.80 FALSA SQUADRA F.OTT** / *BRASSED ODD ANGLE PIVOT MM.80 W/PLATE*	24 GR

ART. - ITEM
04.0715

Perno a falsa squadra ridotto con piastrina
Reduced odd angle pivot with plate

Perno in ferro a falsa squadra ridotto con piastrina. Finitura: ottonata.
Iron reduced odd angle pivot with plate. Finishing: brassed.



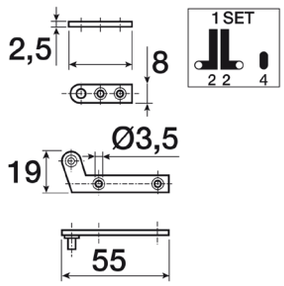

COD.	DESCRIZIONE / DESCRIPTION	
04.0715E05502	**PERNO A FALSA SQUADRA CON PIASTRINA** / *BRASSED REDUCED RIGHT-ANGLE PIVOT MM.55*	24 GR

ART. - ITEM
04.0724

Perno eccentrico con piastra quadra
Eccentic pivot with square plate

Perno in ferro eccentrico con piastra quadra a cava diritta. Finitura: tropicalizzata.
Iron eccentric pivot with square plate, straigh slot. Finishing: yellow zinc plated.

DATI TECNICI/TECHNICAL DATA mm

H	8	9	10
H1	20,5	25,5	28,5
L	65	75	90
L1	25	28	31
S	3	3	3



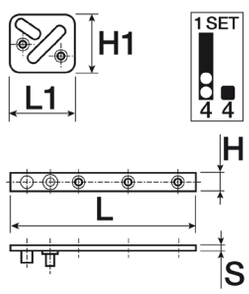

COD.	DESCRIZIONE / DESCRIPTION	
04.0724E06506	**PERNO ART.5118 MM.65 ECCENTRICO F.TROP.** / *TROPIC.ECCENTRIC PIVOT MM.65 W/SQUARE PL*	24 GR
04.0724E07506	**PERNO ART.5118 MM.75 ECCENTRICO F.TROP.** / *TROPIC.ECCENTRIC PIVOT MM.75 W/SQUARE PL*	24 GR
04.0724E09006	**PERNO ART.5118 MM.90 ECCENTRICO F.TROP.** / *TROPIC.ECCENTRIC PIVOT MM.90 W/SQUARE PL*	24 GR

ART. - ITEM
04.0725

Perno eccentrico con piastra tonda
Eccentric pivot with rounded plate

Perno in ferro eccentrico con piastra tonda e cava diritta. Finitura: tropicalizzata.
Iron eccentric pivot with rounded plate, straight slot. Finishing: yellow zinc plated.

DATI TECNICI/TECHNICAL DATA mm

Ø	27	30	30
H	8	10	9
L	65	90	75
S	3	3,5	3



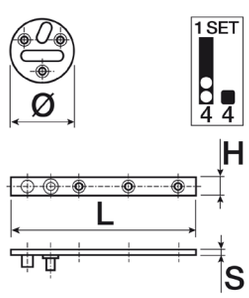

COD.	DESCRIZIONE / DESCRIPTION	
04.0725E06506	**PERNO ART.5176 MM.65 ECCENTRICO F.TROP.** / *TROPIC.ECCENTRIC PIVOT MM.65 W/ROUND PL.*	24 GR
04.0725E07506	**PERNO ART.5176 MM.75 ECCENTRICO F.TROP.** / *TROPIC.ECCENTRIC PIVOT MM.75 W/ROUND PL.*	24 GR
04.0725E09006	**PERNO ART.5176 MM.90 ECCENTRICO F.TROP.** / *TROPIC.ECCENTRIC PIVOT MM.90 W/ROUND PL.*	24 GR

ART. - ITEM
04.0726

Perno eccentrico con piastra
Eccentric pivot with plate

Perno in ferro eccentrico con piastra quadra cava S. Finitura: tropicalizzata.
Iron eccentric pivot with square plate, S slot. Finishing: yellow zinc plated.

DATI TECNICI/TECHNICAL DATA mm			
H	8	9	10
H1	20,5	24	28,5
L	65	75	90
L1	25	28	31



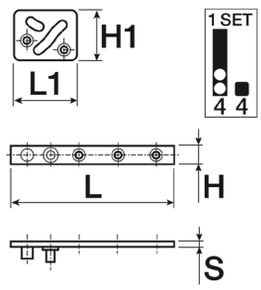

COD.	DESCRIZIONE / DESCRIPTION	
04.0726E06506	**PERNO ART.5177 MM.65 P.QUADRA S F.TROP.** / *TROPICALIZED PIVOT MM.65 SQUARE PLATE*	24 GR
04.0726E07506	**PERNO ART.5177 MM.75 P.QUADRA S F.TROP.** / *TROPICALIZED PIVOT MM.75 SQUARE PLATE*	24 GR
04.0726E09006	**PERNO ART.5177 MM.90 P.QUADRA S F.TROP.** / *TROPICALIZED PIVOT MM.90 SQUARE PLATE*	24 GR

ART. - ITEM
04.0729

Perno eccentrico con piastra
Eccentric pivot with plate

Perno in ferro eccentrico con piastra tonda cava S. Finitura: tropicalizzata.
Iron eccentric pivot with rounded plate, S slot. Finishing: yellow zinc plated.

DATI TECNICI/TECHNICAL DATA mm	
S	3



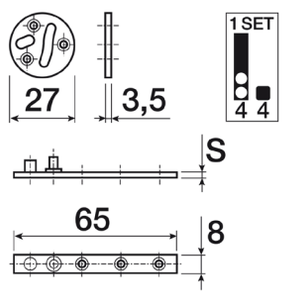

COD.	DESCRIZIONE / DESCRIPTION	
04.0729E06506	**PERNO ART.5175 MM.65 PIASTRA Ø27 CAVA S** / *TROPICALIZED PIVOT MM.65 W/PLATE Ø27*	24 GR

ART. - ITEM
04.0750

Perno per ribalta
Pin for fall-front

Perno in ferro per ribalta. Finitura: tropicalizzata.
Iron pivot for fall-front. Finishing: yellow zinc plated.



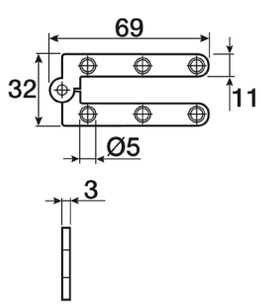

COD.	DESCRIZIONE / DESCRIPTION		
04.0750000006	**PERNO PER RIBALTA IN FERRO TROPICAL.** / *TROPICALIZED PIVOT FOR FALL-FRONT*	24 PZ	100 PZ

ART. - ITEM
04.0751

Perno per ribalta tipo lungo
Long pivot for fall-front

Perno in ferro per ribalta tipo lungo. Finitura: tropicalizzata.
Iron long pivot for fall-front. Finishing: yellow zinc plated.



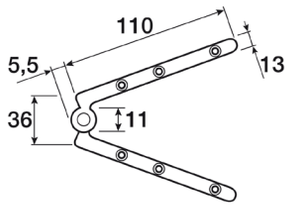

COD.	DESCRIZIONE / DESCRIPTION		
04.0751000006	**PERNO PER RIBALTA LUNGO SENZA GUAINA** / *TROPICALIZED LONG PIVOT*	24 PZ	100 PZ

ART. - ITEM
04.0754B

Perno a compasso per ribalta
Compass pin for fall-front

Perno in ottone a compasso per ribalta. Finitura disponibile: bronzata, burattata lucida.
Brass compass pivot for fall-front. Available finishing: bronzed, light gold.



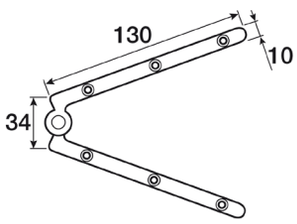

COD.	DESCRIZIONE / DESCRIPTION		
04.0754B18000	**PERNO A COMPASSO BURATTATO LUCIDO** / *LIGHT GOLD PIVOT*	24 PZ	50 PZ
04.0754B18001	**PERNO A COMPASSO BRONZATO** / *BRONZED PIVOT*	24 PZ	50 PZ

ART. - ITEM
04.0801

Chiusura magnetica con contropiastra
Magnetic catch with plate

Chiusura magnetica con contropiastra a 2 fori. Forza: 4Kg. Finiture disponibili: bianca, marrone.
Magnetic catch with plate with 2 holes. Force: 4Kg. Available finishing: white, brown.



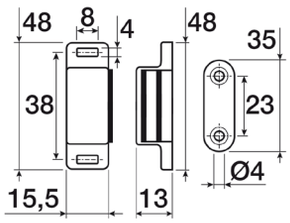

COD.	DESCRIZIONE / DESCRIPTION		
04.0801040040	**CHIUSURA MAGNETICA ART.78 2 FORI BIANCA** / *WHITE MAGNETIC CATCH ART.78 2 HOLE*	30 PZ	500 PZ
04.0801040042	**CHIUSURA MAGNETICA ART.78 2 FORI MARRONE** / *BROWN MAGNETIC CATCH ART.78 2 HOLE*	30 PZ	500 PZ

ART. - ITEM
04.0802

Chiusura magnetica con contropiastra
Magnetic catch with plate

Chiusura magnetica con contropiastra con cave. Forza: 4Kg. Finitura: marrone.
Magnetic catch with plate with slots. Force: 4Kg. Finishing: brown.



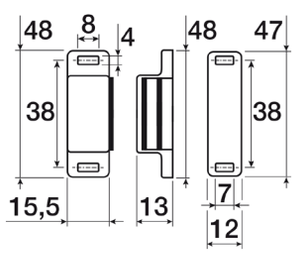

COD.	DESCRIZIONE / DESCRIPTION		
04.0802040042	**CHIUSURA MAGNETICA ART.783 2 FORI MARRON** / *BROWN MAGNETIC CATCH ART.783 2 HOLES*	30 PZ	500 PZ

ART. - ITEM
04.0805

Chiusura magnetica con contropiastra
Magnetic catch with plate

Chiusura magnetica con contropiastra a 2 fori. Forza: 5Kg. Finiture disponibili: bianca, nera, marrone.
Magnetic catch with plate with 2 holes. Force: 5Kg. Available finishing: white, black, brown.



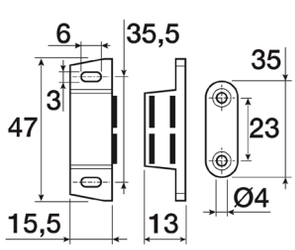

COD.	DESCRIZIONE / DESCRIPTION		
04.0805050040	**CHIUSURA MAGNETICA ART.6662 2 FORI BIANC** / *WHITE MAGNETIC CATCH ART.6662 W/2 HOLES*	30 PZ	100 PZ
04.0805050041	**CHIUSURA MAGNETICA ART.6662 2 FORI NERA** / *BLACK MAGNETIC CATCH ART.6662 W/2 HOLES*	30 PZ	100 PZ
04.0805050042	**CHIUSURA MAGNETICA ART.6662 2 FORI MARR** / *BROWN MAGNETIC CATCH ART.6662 W/2 HOLES*	30 PZ	100 PZ

ART. - ITEM
04.0880

Chiusura magnetica con contropiastra
Magnetic clamp with plate

Chiusura magnetica con contropiastra a 2 fori. Forza: 7Kg. Finiture disponibili: bianca, marrone.
Magnetic catch with plate with 2 holes. Force: 7Kg. Available finishing: white, brown.



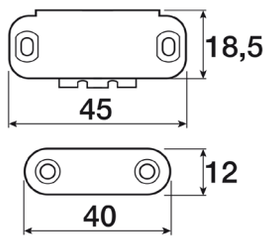

COD.	DESCRIZIONE / DESCRIPTION	
04.0880070040	**CHIUSURA MAGNETICA ART.UC14 BIANCA** / *WHITE MAGNETIC CATCH ART.UC14*	40 PZ
04.0880070042	**CHIUSURA MAGNETICA ART.UC14 MARRONE** / *BROWN MAGNETIC CATCH ART.UC14*	40 PZ

ART. - ITEM
04.0815

Chiusura magnetica senza contropiastra
Magnetic clamp without plate

Chiusura magnetica senza contropiastra. Forza: 4Kg. Finiture disponibili: bianca, marrone.
Magnetic catch without plate. Force: 4Kg. Available finishing: white, brown.



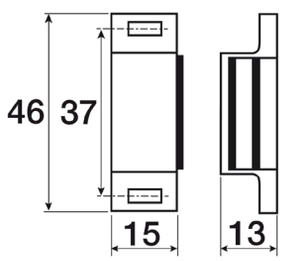

COD.	DESCRIZIONE / DESCRIPTION		
04.0815E40040	**CHIUSURA MAGNETICA ECONOM. S/INC.BIANCA** / *WHITE MAGNETIC CATCH WITHOUT PLATE*	30 PZ	500 PZ
04.0815E40042	**CHIUSURA MAGNETICA ECONOM. S/INC.** / *BROWN MAGNETIC CATCH WITHOUT PLATE*	30 PZ	500 PZ

ART. - ITEM
04.0895

Chiusura magnetica
Magnetic catch

Chiusura magnetica. Forza: 4Kg. Finiture disponibili: bianca, marrone.
Magnetic catch. Force: 4Kg. Available finishing: white, brown.



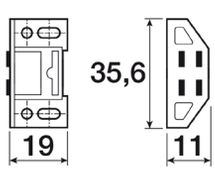

COD.	DESCRIZIONE / DESCRIPTION		
04.0895000000	**CHIUSURA MAGNETICA ART.914 BIANCA S/CONT** / *WHITE MAGNETIC CATCH ART.914*	40 PZ	100 PZ
04.0895000042	**CHIUSURA MAGNETICA ART.914 MARRONE S/CON** / *BROWN MAGNETIC CATCH ART.914*	40 PZ	100 PZ

ART. - ITEM
04.0809

Contropiastra a 1 foro
Plate with 1 hole

Contropiastra in ferro a 1 foro. Finitura: zincata.
Iron plate with 1 hole. Finishing: zinc plated.



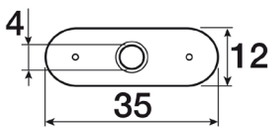

COD.	DESCRIZIONE / DESCRIPTION		
04.0809E00009	**CONTROPIASTRA A 1 FORO ZINC. ECON.** / *ZINC PLATED PLATE WITH 1 HOLE*	30 PZ	500 PZ

ART. - ITEM
04.0810

Contropiastra a 2 fori
Plate with 2 holes

Contropiastra in ferro a 2 fori. Finitura: zincata.
Iron plate with 2 holes. Finishing: zinc plated.

DATI TECNICI/TECHNICAL DATA mm		
H	12	12
I	32	23
L	45	35



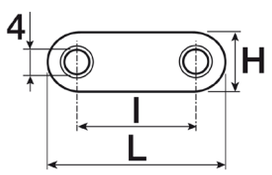

COD.	DESCRIZIONE / DESCRIPTION		
04.0810000009	**CONTROPIASTRA ART.780 A 2 FORI ZINCATO** / *ZINC PLATED PLATE WITH 2 HOLES*	30 PZ	500 PZ
04.0810E00009	**CONTROPIASTRA A 2 FORI ZINC. ECON.** / *ZINC PLATED STRIKER WITH 2 HOLES*	30 PZ	500 PZ

ART. - ITEM
04.0901

Contropiastra a 1 foro
Plate with 1 hole

Contropiastra in ferro a 1 foro. Finitura: zincata.
Iron plate with 1 hole. Finishing: zinc plated.



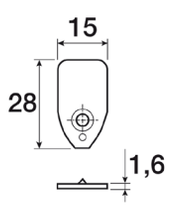

COD.	DESCRIZIONE / DESCRIPTION		
04.0901000009	**CONTROPIASTRA Y ZINCATA CON FORO** / *ZINC PLATED PLATE FOR MAGNET W/1 HOLE*	40 PZ	100 PZ

ART. - ITEM
04.0821

Chiusura magnetica regolabile
Adjustable magnetic catch

Chiusura magnetica regolabile con spina diametro 8mm. Forza: 10Kg. Finitura: marrone.
Adjustable magnetic catch with pin diameter 8mm. Force: 10Kg. Finishing: brown.



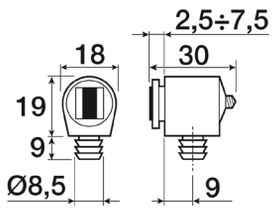

COD.	DESCRIZIONE / DESCRIPTION		
04.0821100042	**CHIUSURA MAGNETICA ART.648 K10 MARRONE** / *BROWN MAGNETIC CATCH ART.648 K10*	30 PZ	500 PZ

ART. - ITEM
04.0826

Chiusura magnetica regolabile
Adjustable magnetic clamp

Chiusura magnetica regolabile. Forza: da 6Kg e 10Kg. Finiture disponibili: ottonata, cromata, bianca, nera, marrone.
Adjustable magnetic catch. Force: from 6Kg to 10Kg. Available finishing: brassed, chrome plated, white, black, brown.



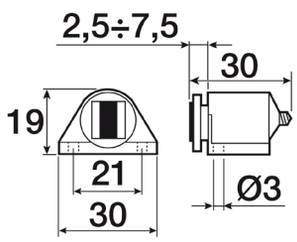

COD.	DESCRIZIONE / DESCRIPTION		
04.0826060008	**CHIUSURA MAGNETICA ART.640 K6 CROMO** / *CHROME PLATED MAGNETIC CATCH ART.640 K6*	30 PZ	500 PZ
04.0826060040	**CHIUSURA MAGNETICA ART.640 K6 BIANCO** / *WHITE MAGNETIC CATCH ART.640 K6*	30 PZ	500 PZ
04.0826060042	**CHIUSURA MAGNETICA ART.640 K6 MARRONE** / *BROWN MAGNETIC CATCH ART.640 K6*	30 PZ	500 PZ
04.0826100002	**CHIUSURA MAGNETICA ART.640 K10 OTTONATA** / *BRASSED MAGNETIC CATCH ART.640 K10*	30 PZ	500 PZ
04.0826100008	**CHIUSURA MAGNETICA ART.640 K10 CROMO MET** / *CHROME PLATED MAGNETIC CATCH ART.640 K10*	30 PZ	500 PZ
04.0826100040	**CHIUSURA MAGNETICA ART.640 K10 BIANCA** / *WHITE MAGNETIC CATCH ART.640 K10*	30 PZ	500 PZ
04.0826100041	**CHIUSURA MAGNETICA ART.640 K10 NERA** / *BLACK MAGNETIC CATCH ART.640 K10*	30 PZ	500 PZ
04.0826100042	**CHIUSURA MAGNETICA ART.640 K10 MARRONE** / *BROWN MAGNETIC CATCH ART.640 K10*	30 PZ	500 PZ

ART. - ITEM
04.0830

Chiusura magnetica regolabile
Adjustable magnetic catch

Chiusura magnetica regolabile con spina di premontaggio diametro 10mm Forza: 10Kg. Finiture disponibili: bianca, marrone.

Adjustable magnetic catch with pre-assembly pin diameter 10mm. Force: 10Kg. Available finishing: white, brown.



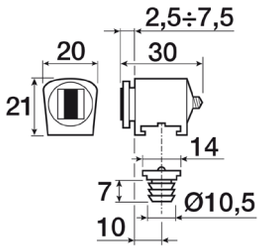

COD.	DESCRIZIONE / DESCRIPTION		
04.0830100040	**CHIUSURA MAGNETICA ART.642 K10 BIANCA** / *WHITE MAGNETIC CATCH ART.642 K10*	30 PZ	500 PZ
04.0830100042	**CHIUSURA MAGNETICA ART.642 K10 MARRONE** / *BROWN MAGNETICA CATCH ART.642 K10*	30 PZ	500 PZ

ART. - ITEM
04.0831

Chiusura magnetica regolabile
Adjustable magnetic catch

Chiusura magnetica regolabile con basetta di premontaggio in nylon. Forza: 10Kg. Finiture disponibili: bianca, nera, marrone.
Adjustable magnetic catch with nylon mounting plate. Force: 10Kg. Available finishing: white, black, brown.



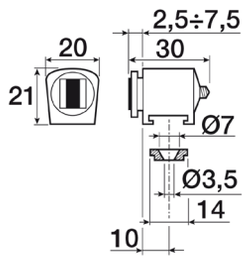

COD.	DESCRIZIONE / DESCRIPTION		
04.0831100040	**CHIUSURA MAGNETICA ART.643 K10 BIANCA** / *WHITE MAGNETIC CATCH ART.643 K10*	30 PZ	500 PZ
04.0831100041	**CHIUSURA MAGNETICA ART.643 K10 NERA** / *BLACK MAGNETIC CATCH ART.643 K10*	30 PZ	500 PZ
04.0831100042	**CHIUSURA MAGNETICA ART.643 K10 MARRONE** / *BROWN MAGNETIC CATCH ART.643 K10*	30 PZ	500 PZ

ART. - ITEM
04.0832

Chiusura magnetica regolabile
Adjustable magnetic clamp

Chiusura magnetica regolabile con basetta di premontaggio in metallo. Forza: 10Kg. Finiture disponibili: bianca, marrone.
Adjustable magnetic catch with metal mounting plate. Force: 10Kg. Available finishing: white, brown.



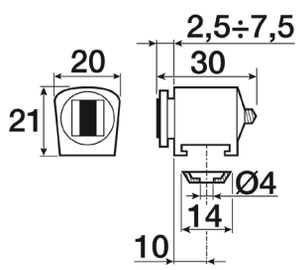

COD.	DESCRIZIONE / DESCRIPTION		
04.0832100040	**CHIUSURA MAGNETICA ART.644 K10 BIANCA** / *WHITE MAGNETIC CATCH ART.644 K10*	30 PZ	500 PZ
04.0832100042	**CHIUSURA MAGNETICA ART.644 K10 MARRONE** / *BROWN MAGNETIC CATCH ART.644 K10*	30 PZ	500 PZ

ART. - ITEM
04.0840

Contropiastra da avvitare
Screw-in plate

Contropiastra in ferro da avvitare. Finiture disponibili: bronzata, zincata.
Iron screw-in plate. Available finishing: bronzed, zinc plated.



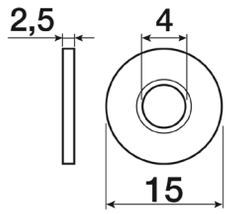

COD.	DESCRIZIONE / DESCRIPTION		
04.0840000001	**CONTROPIASTRA ART.631 Ø15 BRONZATA** / *BRONZED PLATE ART.631 FOR MAGNETIC CATCH*	30 PZ	500 PZ
04.0840000009	**CONTROPIASTRA ART.631 Ø15 ZINCATA** / *ZINC PL.PLATE ART.631 FOR MAGNETIC CATCH*	30 PZ	500 PZ

ART. - ITEM
04.0841

Contropiastra con chiodo
Plate with nail

Contropiastra in ferro con chiodo. Finitura: zincata.
Iron plate with nail. Finishing: zinc plated.



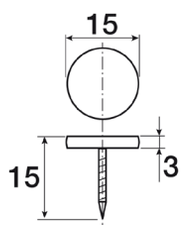

COD.	DESCRIZIONE / DESCRIPTION		
04.0841000009	**INCONTRO PER CALAMITE ART.646 ZINCATO** / *ZINC PL.PLATE W/NAIL FOR MAGNETIC CATCH*	30 PZ	500 PZ

ART. - ITEM
04.0667

Contropiastra adesiva
Adhesive plate

Contropiastra adesiva diametro 15mm per chiusura magnetica.
Adhesive plate diameter 15mm for magnetic clamp.



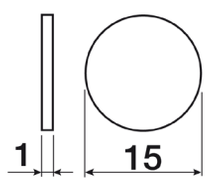

COD.	DESCRIZIONE / DESCRIPTION		
04.0667000000	**CONTROPIASTRA FERRONICHEL.Ø15 C/BIAD.** / *ADHESIVE PLATE Ø15*	25 PZ	250 PZ

ART. - ITEM
04.510486

Cricchetto a scatto con magnete regolabile
Adjustable push-latch

Cricchetto a scatto regolabile corsa mm.14 con magnete neodimio, fissaggio con basetta con fori. Finitura: grigia.
Adjustable push-latch stroke mm.14 with neodymium magnet, fixing with screws. Finishing: grey.



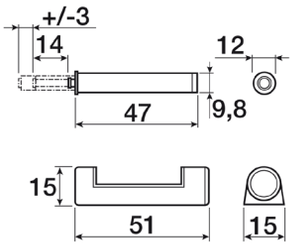

COD.	DESCRIZIONE / DESCRIPTION		
04.5104860000	**CRICCHETTO INC.REG.C/MAGNETE/BASE 14MM** / *EMBEDDED ADJ.PUSH LATCH 14MM W/MAGNET*	25 PZ	100 PZ

ART. - ITEM
04.510487

Cricchetto a scatto con paracolpo regolabile
Adjustable push-latch

Cricchetto a scatto regolabile corsa mm.14 con paracolpo,fissaggio con basetta con fori. Finitura: grigia.
Adjustable push-latch stroke mm.14 with shock-absorber,fixing with screws. Finishing: grey.



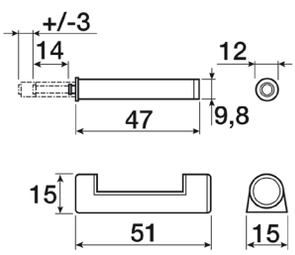

COD.	DESCRIZIONE / DESCRIPTION		
04.5104870000	**CRICCHETTO INC.REG.C/PARACOLPO/BASE 14MM** / *EMBEDDED ADJ.PUSH LATCH 14MM W/SHOCK ABS*	25 PZ	100 PZ

ART. - ITEM
04.510488

Cricchetto a scatto con magnete regolabile
Adjustable push-latch

Cricchetto a scatto regolabile corsa mm.37 con magnete neodimio, fissaggio con basetta con fori. Finitura: grigia.
Adjustable push-latch stroke mm.37 with neodymium magnet, fixing with screws. Finishing: grey.



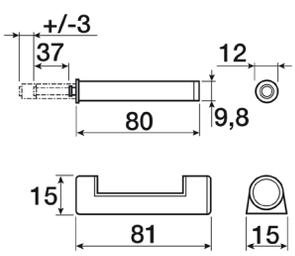

COD.	DESCRIZIONE / DESCRIPTION		
04.5104880000	**CRICCHETTO INC.REG.C/MAGNETE/BASE 37MM** / *EMBEDDED ADJ.PUSH LATCH 37MM W/MAGNET*	25 PZ	100 PZ

ART. - ITEM
04.510489

Cricchetto a scatto con paracolpo regolabile
Adjustable push-latch

Cricchetto a scatto regolabile corsa mm.37 con paracolpo,fissaggio con basetta con fori. Finitura: grigia.
Adjustable push-latch stroke mm.37 with shock-absorber,fixing with screws. Finishing: grey.



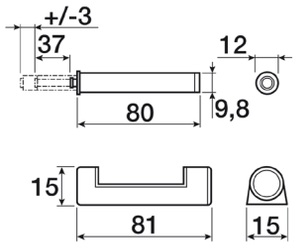

COD.	DESCRIZIONE / DESCRIPTION		
04.5104890000	**CRICCHETTO INC.REG.C/PARACOLPO/BASE 37MM** / *EMBEDDED ADJ.PUSH LATCH 37MM W/SHOCK ABS*	25 PZ	100 PZ

ART. - ITEM
04.510686

Cricchetto a scatto regolabile da incasso
Embedded adjustable push-latch

Cricchetto a scatto regolabile da incasso diametro mm.10 corsa mm.14 con magnete neodimio. Finitura: grigia.
Embedded adjustable push-latch diameter mm.10 stroke mm.14 with neodymium magnet. Finishing: grey.



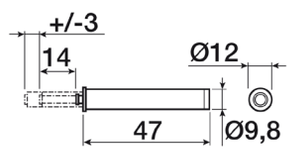

COD.	DESCRIZIONE / DESCRIPTION		
04.5106860000	**CRICCHETTO INC.REG.C/MAGNETE 14MM GRIGIO** / *EMBEDDED ADJ.PUSH LATCH 14MM W/MAGNET*	25 PZ	100 PZ

ART. - ITEM
04.510687

Cricchetto a scatto regolabile da incasso
Embedded adjustable push-latch

Cricchetto a scatto regolabile da incasso diametro mm.10 corsa mm.14 con paracolpo. Finitura: grigia.
Embedded adjustable push-latch diameter mm.10 stroke mm.14 with shock-absorber. Finishing: grey.



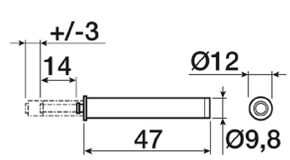

COD.	DESCRIZIONE / DESCRIPTION		
04.5106870000	**CRICCHETTO INCASSO REG.C/PARACOLPO 14MM** / *EMBEDDED ADJ.PUSH LATCH 14MM W/SHOCK ABS*	25 PZ	100 PZ

ART. - ITEM
04.510688

Cricchetto a scatto regolabile da incasso
Embedded adjustable push-latch

Cricchetto a scatto regolabile da incasso diametro mm.10 corsa mm.37 con magnete neodimio. Finiture disponibili: bianca, grigia.

Adjustable embedded push-latch diameter mm.10 stroke mm.37with neodymium magnet. Available finishing: white, grey.



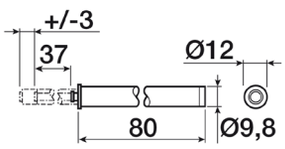

COD.	DESCRIZIONE / DESCRIPTION		
04.5106880000	**CRICCHETTO INC.C/MAGNETE REG.37MM GRIGIO** / *GREY EMBEDDED ADJ.PUSH LATCH 37MM W/MAG.*	25 PZ	100 PZ
04.5106880040	**CRICCHETTO INC.C/MAGNETE REG.37MM BIANCO** / *WHITE EMBEDDED ADJ.PUSH LATCH 37MM W/MAG*	25 PZ	100 PZ

ART. - ITEM
04.510689

Cricchetto a scatto regolabile da incasso
Embedded adjustable push-latch

Cricchetto a scatto regolabile da incasso diametro mm.10 corsamm.37 con paracolpo. Finiture disponibili: bianca, grigia.
Adjustable embedded push-latch diameter mm.10 stroke mm.37with shock-absorber. Available finishing: white, grey.



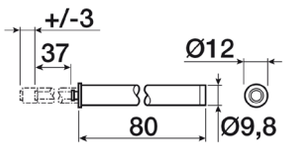

COD.	DESCRIZIONE / DESCRIPTION		
04.5106890000	**CRICCHETTO INC.REG.37MM.GRIGIO** / *GREY EMBEDDED ADJ.PUSH LATCH 37MM W/S.A.*	25 PZ	100 PZ
04.5106890040	**CRICCHETTO INC.REG.37MM.BIANCO** / *WHITE EMBEDDED ADJ.PUSH LATCH 37MM W/S.A*	25 PZ	100 PZ

ART. - ITEM
04.0846

Cricchetto a scatto con paracolpo regolabile
Release catch with adjustable shock absorber

Cricchetto a scatto con paracolpo regolabile, con corsa 13mm e fissaggio a vite. Finiture disponibili: bianca, nera, marrone, grigia.
Push-latch with adjustable shock absorber, with stroke 13mm and fixing with screw. Available finishing: white, black, brown, grey.



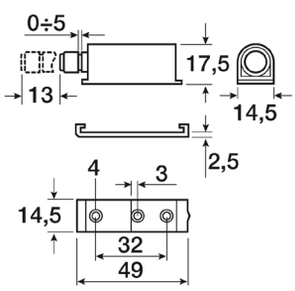

COD.	DESCRIZIONE / DESCRIPTION		
04.0846000040	**CRICCHETTO A SCATTO 692 BIANCO C/PARAC.** / *WHITE ADJ.PUSH-LATCH WITH SHOCK ABS.*	20 PZ	100 PZ
04.0846000041	**CRICCHETTO A SCATTO 692 NERO C/PARACOLPO** / *BLACK ADJ.PUSH-LATCH WITH SHOCK ABS.*	20 PZ	100 PZ
04.0846000042	**CRICCHETTO A SCATTO 692 MARRONE C/PARAC.** / *BROWN ADJ.PUSH-LATCH WITH SHOCK ABSORBER*	20 PZ	100 PZ
04.0846000054	**CRICCHETTO A SCATTO 692 GRIGIO C/PARAC.** / *GREY ADJ.PUSH-LATCH WITH SHOCK ABSORBER*	20 PZ	100 PZ

ART. - ITEM
04.0848

Cricchetto a scatto con magnete regolabile
Release catch with adjustable magnet

Cricchetto a scatto con magnete regolabile con corsa 13mm e fissaggio a vite. Finiture disponibili: bianca, marrone, grigia.
Push-latch with adjustable magnet, with stroke 13mm and fixing with screw. Available finishing: white, brown, grey.



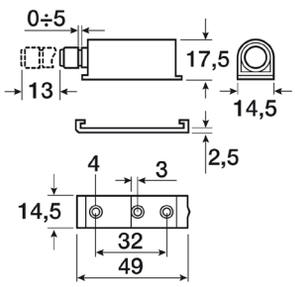

COD.	DESCRIZIONE / DESCRIPTION		
04.0848050040	**CRICCHETTO A SCATTO 691 BIANCO C/CALAM.** */ WHITE ADJ.PUSH LATCH ART.691 W/MAGNET*	20 PZ	100 PZ
04.0848050042	**CRICCHETTO A SCATTO 691 MARRONE C/CALAM.** */ BROWN ADJ.PUSH LATCH ART.691 W/MAGNET*	20 PZ	100 PZ
04.0848050054	**CRICCHETTO A SCATTO 691 GRIGIO C/CALAMIT** */ GREY ADJ.PUSH LATCH ART.691 W/MAGNET*	20 PZ	100 PZ

ART. - ITEM
04.0849

Cricchetto a scatto con paracolpo regolabile
Release catch with adjustable shock absorber

Cricchetto a scatto con paracolpo regolabile, con corsa 40mm e fissaggio a vite.Finiture disponibili: bianca, marrone, grigia.
Push-latch with adjustable shock absorber, with stroke 40mm and fixing with screw. Available finishing: white, brown, grey.



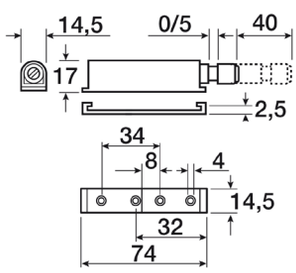

COD.	DESCRIZIONE / DESCRIPTION		
04.0849000040	**CRICCHETTO A SCATTO 792 BIANCO C/PARACO** */ PUSH-LATCH WITH SHOCK ABSORBER ART.792*	1 PZ	
04.0849000042	**CRICCHETTO A SCATTO 792 MARRONE C/PARAC.** */ BROWN ADJ.PUSH-LATCH WITH SHOCK ABSORBER*	20 PZ	50 PZ
04.0849000054	**CRICCHETTO A SCATTO 792 GRIGIO C/PARAC.** */ GREY ADJ.PUSH-LATCH WITH SHOCK ABSORBER*	20 PZ	50 PZ

ART. - ITEM
04.0847

Cricchetto a scatto con magnete regolabile
Release catch with magnet

Cricchetto a scatto con magnete regolabile, con corsa 40mm e fissaggio a vite. Finiture disponibili: bianca, nera, marrone, grigia.
Push-latch with adjustable magnet, with stroke 40mm and fixing with screw. Available finishing: white, black, brown, grey.



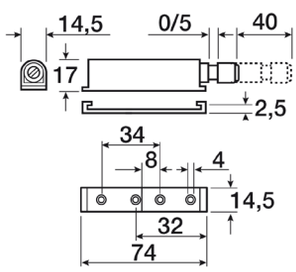

COD.	DESCRIZIONE / DESCRIPTION		
04.0847000040	**CRICCHETTO A SCATTO 791 BIANCO C/CALAM.** */ WHITE PUSH-LATCH WITH MAGNET ART.791*	20 PZ	50 PZ
04.0847000041	**CRICCHETTO A SCATTO 791 NERO C/CALAM.** */ BLACK PUSH-LATCH WITH MAGNET ART.791*	20 PZ	50 PZ
04.0847000042	**CRICCHETTO A SCATTO 791 MARRONE C/CALAM.** */ BROWN PUSH-LATCH WITH MAGNET ART.791*	20 PZ	50 PZ
04.0847000054	**CRICCHETTO A SCATTO 791 GRIGIO C/CALAM.** */ GREY PUSH-LATCH WITH MAGNET ART.791*	20 PZ	50 PZ

ART. - ITEM
04.FMP

Push pull magnetico MAGIC
MAGIC magnetic push pull

Push pull magnetico MAGIC. Finitura: nera.
MAGIC magnetic push pull. Finishing: black.



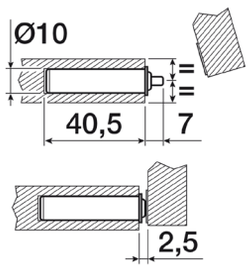

COD.	DESCRIZIONE / DESCRIPTION	
04.FMP1100F00	**PUSH-PULL MAGNET. MAGIC ART.MP1100F NERO** / *BLACK MAGNETIC PUSH-PULL MAGIC MP1100F*	25 PZ

ART. - ITEM
04.0850

Chiusura magnetica a spinta
Magnetic push catch

Chiusura magnetica a spinta. Forza: 10Kg. Finiture disponibili: bianca, nera, marrone.
Magnetic push catch. Force: 10Kg. Available finishing: white, black, brown.



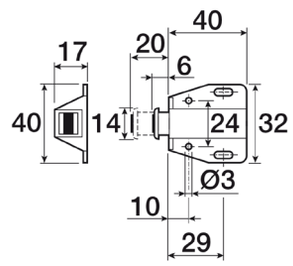

COD.	DESCRIZIONE / DESCRIPTION		
04.0850100040	**CHIUSURA MAGNETICA ART.690 A SPINTA BIAN** / *WHITE MAGNETIC PUSH CATCH ART.690*	40 PZ	100 PZ
04.0850100041	**CHIUSURA MAGNETICA ART.690 A SPINTA NERA** / *BLACK MAGNETIC PUSH CATCH ART.690*	40 PZ	100 PZ
04.0850100042	**CHIUSURA MAGNETICA ART.690 A SPINTA MARR** / *BROWN MAGNETIC PUSH CATCH ART.690*	40 PZ	100 PZ

ART. - ITEM
04.0851

Chiusura magnetica doppia a spinta
Double magnetic push clamp

Chiusura magnetica doppia a spinta. Forza: 6Kg. Finitura: nera.
Dounle magnefic push catch. Force: 6Kg. Finishing: black.



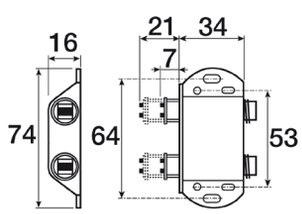

COD.	DESCRIZIONE / DESCRIPTION		
04.0851060041	**CHIUSURA MAGNETICA ART.697 NERA** / *BLACK MAGNETIC CATCH ART.697*	20 PZ	50 PZ

ART. - ITEM
04.0852

Chiusura magnetica a spinta
Magnetic push clamp

Chiusura magnetica a spinta. Forza: 6Kg. Finiture disponibili: bianca, nera, marrone.
Magnetic push catch. Force: 6Kg. Available finishing: white, black, brown.



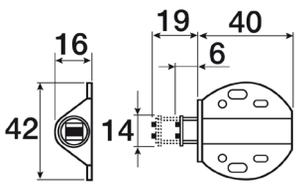

COD.	DESCRIZIONE / DESCRIPTION		
04.0852060040	**CHIUSURA MAGNETICA ART.680 BIANCA** / *WHITE MAGNETIC CATCH ART.680*	40 PZ	100 PZ
04.0852060041	**CHIUSURA MAGNETICA ART.680 NERA** / *BLACK MAGNETIC CATCH ART.680*	40 PZ	100 PZ
04.0852060042	**CHIUSURA MAGNETICA ART.680 MARRONE** / *BROWN MAGNETIC CATCH ART.680*	40 PZ	100 PZ

ART. - ITEM
04.0860

Chiusura magnetica da incasso
Built-in magnetic clamp

Chiusura magnetica da incasso diametro 9mm. Forza: 4Kg.Finitura: marrone.
Built-in magnetic catch diameter 9mm. Force: 4Kg. Finishing: brown.



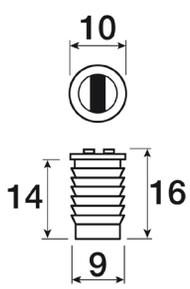

COD.	DESCRIZIONE / DESCRIPTION		
04.0860040042	**CHIUSURA MAGNETICA ART.636 Ø9 MARR.** / *BROWN MAGNETIC CATCH ART.636 Ø9*	40 PZ	500 PZ

ART. - ITEM
04.0861

Chiusura magnetica da incasso
Built-in magnetic catch

Chiusura magnetica da incasso diametro 12mm. Forza: 6Kg. Finitura: marrone.
Built-in magnetic catch diameter 12mm. Force: 6Kg.Finishing: brown.



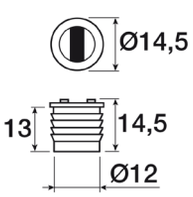

COD.	DESCRIZIONE / DESCRIPTION		
04.0861060042	**CHIUSURA MAGNETICA ART.637 DA 12 MARRONE** / *BROWN MAGNETIC CATCH ART. 637*	40 PZ	500 PZ

ART. - ITEM
04.0862

Chiusura magnetica da incasso
Built-in magnetic catch

Chiusura magnetica da incasso diametro 12mm. Forza: 10Kg.
Finiture disponibili: bianca, nera, marrone.
Built-in magnetic catch diameter 12mm. Force: 10Kg. Available finishing: white, black, brown.



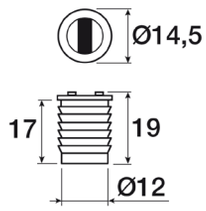

COD.	DESCRIZIONE / DESCRIPTION		
04.0862100040	**CHIUSURA MAGNETICA ART.634 BIANCO** / *WHITE MAGNETIC CATCH ART.634*	40 PZ	500 PZ
04.0862100041	**CHIUSURA MAGNETICA ART.634 NERO** / *BLACK MAGNETIC CATCH ART.634*	40 PZ	500 PZ
04.0862100042	**CHIUSURA MAGNETICA ART.634 MARRONE** / *BROWN MAGNETIC CATCH ART.634*	40 PZ	500 PZ

ART. - ITEM
04.0863

Chiusura magnetica da incasso
Built-in magnetic catch

Chiusura magnetica da incasso diametro 14mm. Forza: 6Kg.
Finitura: marrone.
Built-in magnetic catch diameter 14mm. Force: 6Kg. Finishing: brown.



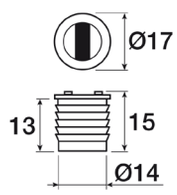

COD.	DESCRIZIONE / DESCRIPTION		
04.0863060042	**CHIUSURA MAGNETICA ART.638 MARRONE** / *BROWN MAGNETIC CATCH ART.638*	40 PZ	500 PZ

ART. - ITEM
04.0799

Bottone magnetico in neodimio
Neodymium magnetic catch

Bottone magnetico in neodimio. Diametro foro 3mm.
Neodymium magnetic catch. Hole's diameter 3mm.

DATI TECNICI/TECHNICAL DATA mm	
Ø	20



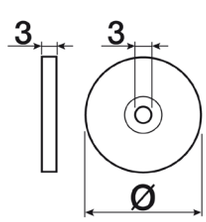

COD.	DESCRIZIONE / DESCRIPTION		
04.0799000008	**CALAMITA NUDA TONDA NICHELATA** / *NICKEL PLATED MAGNETIC CATCH*	20 PZ	100 PZ

ART. - ITEM
04.0869

Chiusura magnetica per sportelli pesanti
Magnetic clamp for heavy doors

Chiusura magnetica per sportelli pesanti. Forza: 8Kg. Finiture disponibili: bianca, marrone.
Magnetic catch for heavy doors. Force: 8Kg. Available finishing: white, brown.



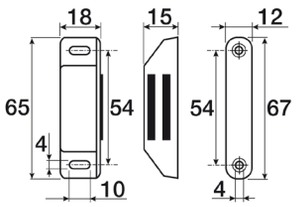

COD.	DESCRIZIONE / DESCRIPTION		
04.0869080040	**CHIUSURA MAGNETICA ART.658 BIANCA** / *WHITE MAGNETIC CATCH ART.658*	40 PZ	100 PZ
04.0869080042	**CHIUSURA MAGNETICA ART.658 MARRONE** / *BROWN MAGNETIC CATCH ART.658*	40 PZ	100 PZ

ART. - ITEM
04.0870

Chiusura magnetica da incasso
Built-in magnetic catch

Chiusura magnetica da incasso per sportelli pesanti. Forza: 12Kg. Finiture disponibili: bianca, marrone.
Built-in magnetic catch for heavy doors. Force: 12Kg. Available finishing: white, brown.



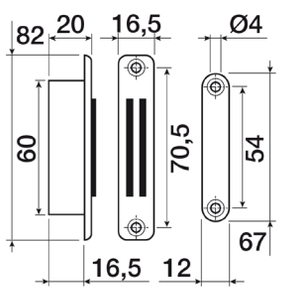

COD.	DESCRIZIONE / DESCRIPTION		
04.0870120040	**CHIUSURA MAGNETICA ART.650 BIANCA** / *WHITE MAGNETIC CATCH ART.650*	25 PZ	50 PZ
04.0870120042	**CHIUSURA MAGNETICA ART.650 MARRONE** / *BROWN MAGNETIC CATCH ART.650*	25 PZ	50 PZ

ART. - ITEM
04.0871

Chiusura magnetica da incasso
Built-in magnetic catch

Chiusura magnetica da incasso per sportelli pesanti. Forza: 12Kg. Finiture disponibili: bianca, marrone.
Built-in magnetic catch for heavy doors. Force: 12Kg. Available finishing: white, brown.



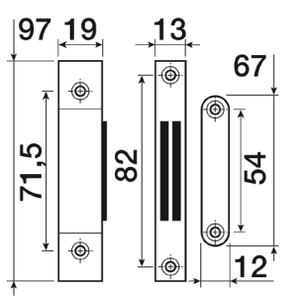

COD.	DESCRIZIONE / DESCRIPTION		
04.0871120040	**CHIUSURA MAGNETICA ART.651 BIANCA** / *WHITE MAGNETIC CATCH ART. 651*	25 PZ	50 PZ
04.0871120042	**CHIUSURA MAGNETICA ART.651 MARRONE** / *BROWN MAGNETIC CATCH ART.651*	25 PZ	50 PZ

ART. - ITEM
04.0872

Chiusura magnetica per sportelli pesanti
Magnetic clamp for heavy doors

Chiusura magnetica per sportelli pesanti. Forza: 12Kg. Finiture disponibili: bianca, nera, marrone.
Magnetic catch for heavy doors. Force: 12Kg. Available finishing: white, black, brown.



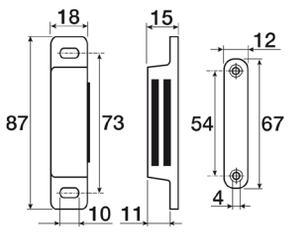

COD.	DESCRIZIONE / DESCRIPTION		
04.0872120040	**CHIUSURA MAGNETICA ART.652 BIANCA** / *WHITE MAGNETIC CATCH ART.652*	25 PZ	50 PZ
04.0872120041	**CHIUSURA MAGNETICA ART.652 NERA** / *BLACK MAGNETIC CATCH ART.652*	25 PZ	50 PZ
04.0872120042	**CHIUSURA MAGNETICA ART.652 MARRONE** / *BROWN MAGNETIC CATCH ART.652*	25 PZ	50 PZ

ART. - ITEM
04.0926

Cricchetto a 2 sfere
Catch with 2 balls

Cricchetto a 2 sfere in lamiera stampata. Finiture disponibili: tropicalizzata, zincata.
Catch with 2 balls, formed plate. Available finishing: yellow zinc plated, zinc plated.



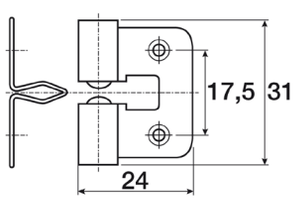

COD.	DESCRIZIONE / DESCRIPTION		
04.0926000006	**CRICCHETTO ART.132 TROPICAL.** / *TROPICALIZED CATCH ART.132*	40 PZ	100 PZ

ART. - ITEM
04.0929

Cricchetto
Catch

Cricchetto con rullo di incontro in nylon. Finitura: bronzata.
Catch with nylon junction catch. Finishing: bronzed.



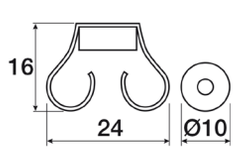

COD.	DESCRIZIONE / DESCRIPTION		
04.0929000001	**CHIP ART.190 BRONZATO** / *BRONZED CATCH ART.190*	40 PZ	100 PZ

ART. - ITEM
04.0930

Cricchetto con rullo
Catch with roller

Cricchetto in ferro con rullo in gomma. Finitura: zincata.
Iron catch with rubber roller. Finishing: zinc plated.



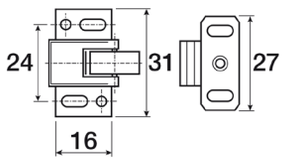

COD.	DESCRIZIONE / DESCRIPTION		
04.0930000009	**CRICCHETTO ART.51 A RULLO GRANDE** / *CATCH ART.51 W/RUBBER ROLLER*	40 PZ	100 PZ

ART. - ITEM
04.0932

Cricchetto con rullo
Catch with roller

Cricchetto in ferro con rullo in gomma. Finitura: zincata.
Iron catch with rubber roller. Finishing: zinc plated.



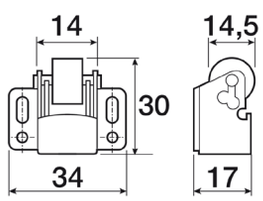

COD.	DESCRIZIONE / DESCRIPTION		
04.0932000009	**CRICCHETTO ART. 999 CON INCONTRO A** / *ROLLER CATCH ART.999*	40 PZ	100 PZ

ART. - ITEM
04.0933

Cricchetto con rulli in nylon
Catch with nylon rollers

Cricchetto in ferro con rulli in nylon. Finiture disponibili: bronzata, zincata.
Iron catch with nylon rollers. Available finishing: bronzed, zinc plated.



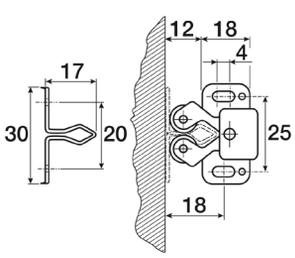

COD.	DESCRIZIONE / DESCRIPTION		
04.0933S00001	**CRICCHETTO A 2 RULLI ECONOM. BRONZATO** / *BRONZED CATCH W/2 ROLLER*	100 PZ	1000 PZ
04.0933S00009	**CRICCHETTO A 2 RULLI ECONOMICO ZINCATO** / *ZINC PLATED CATCH W/2 ROLLER*	100 PZ	1000 PZ

ART. - ITEM
04.0935

Cricchetto con rulli in nylon
Catch with nylon rollers

Cricchetto con rulli in nylon. Finiture disponibili: bianca-nichelata, marrone-ottonata.
Catch with nylon rollers. Available finishing: white nickel plated, brown brassed.



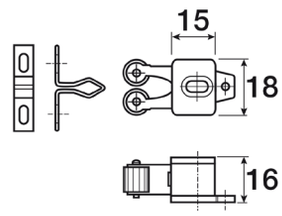

COD.	DESCRIZIONE / DESCRIPTION		
04.0935000040	**CRICCHETTO CON RULLI BIANCO-NICHELATO** / *WHITE-NICKEL PLATED BALL CATCH*	40 PZ	100 PZ
04.0935000042	**CRICCHETTO CON RULLI MARRONE-OTTONATO** / *BROWN-BRASSED BALL CATCH*	40 PZ	100 PZ

ART. - ITEM
04.0936

Cricchetto blocca antine
Door stop catch

Cricchetto in ferro spingi apri. Finiture disponibili: ottonata, zincata.
Iron catch push-open. Available finishing: brassed, zinc plated.



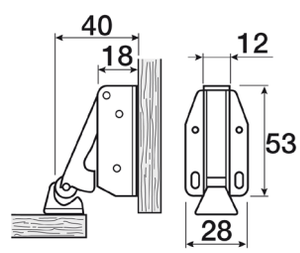

COD.	DESCRIZIONE / DESCRIPTION		
04.0936000002	**CRICCHETTO BLOCCA ANT. TIP LATCH OTTON.** / *BRASSED DOOR STOP CATCH*	20 PZ	50 PZ
04.0936000009	**CRICCHETTO BLOCCA ANT. TIP LATCH ZINC.** / *ZINC PLATED DOOR STOP CATCH*	20 PZ	50 PZ

ART. - ITEM
04.0940E

Cricchetto blocca antine
Door stop catch

Cricchetto premi apri. Finiture disponibili: bianca-nichelata, marrone-nichelata.
Catch push-open. Available finishing: white nickel plated, brown nickel plated.



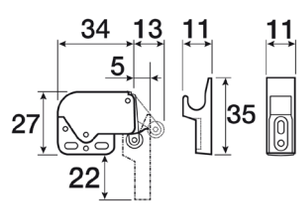

COD.	DESCRIZIONE / DESCRIPTION		
04.0940E04008	**CRICCHETTO NICHELATO BIANCO ECON.** / *WHITE NICKEL PLATED CATCH ECONOMIC*	50 PZ	1000 PZ
04.0940E04208	**CRICCHETTO NICHELATO MARRONE ECON.** / *BROWN NICKEL PLATED CATCH ECONOMIC*	50 PZ	1000 PZ

ART. - ITEM
04.0940

Cricchetto blocca antine
Door stop catch

Cricchetto premi apri. Finiture disponibili: bianca-nichelata, marrone-nichelata, marrone-ottonata.
Catch push-open. Available finishing: white nickel plated, brown nickel plated, brown brassed.



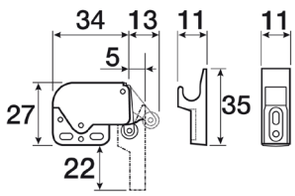

COD.	DESCRIZIONE / DESCRIPTION		
04.0940004008	**CRICCHETTO BREVETTATO NICHELATO BIANCO** / *WHITE NICKEL PLATED CATCH*	20 PZ	100 PZ
04.0940004202	**CRICCHETTO BREVETTATO OTTONATO MARRONE** / *BROWN BRASSED CATCH*	20 PZ	100 PZ
04.0940004208	**CRICCHETTO BREVETTATO NICHELATO MARRONE** / *BROWN NICKEL PLATED CATCH*	20 PZ	100 PZ

ART. - ITEM
04.0952

Cricchetto a sfera da avvitare
Screw-in ball catch

Cricchetto in ottone a sfera da avvitare. Finitura: grezza.
Brassed screw-in ball catch. Finishing: raw.

DATI TECNICI/TECHNICAL DATA mm				
Ø	9,5	11	12,5	14
H	9,5	11	12	13



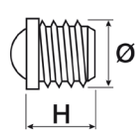

COD.	DESCRIZIONE / DESCRIPTION		
04.0952000900	**CRICCHETTO ART.260 MM.9.5 OTT.LUC.** / *BRASS BALL CATCH ART.260 MM.9,5*	20 PZ	200 PZ
04.0952001100	**CRICCHETTO ART.260 MM. 11 OTT.LUC.** / *BRASS BALL CATCH ART.260 MM.11*	20 PZ	200 PZ
04.0952001200	**CRICCHETTO ART.260 MM.12,5 OTT.LUC.** / *BRASS BALL CATCH ART.260 MM.12,5*	20 PZ	200 PZ
04.0952001400	**CRICCHETTO ART.260 MM.14 OTT.LUC.** / *BRASS BALL CATCH ART.260 MM.14*	20 PZ	200 PZ

ART. - ITEM
04.0955

Cricchetto a 2 sfere
Catch with 2 balls

Cricchetto in ottone a 2 sfere. Finiture disponibili: bronzata, ottonata, nichelata.
Brass catch with 2 balls. Available finishing: bronzed, brassed, nickel plated .

DATI TECNICI/TECHNICAL DATA mm

H	8	9	11
L	44	49	60
L1	23	25	28



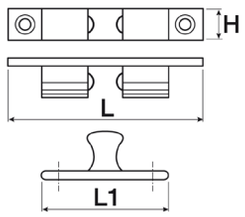

COD.	DESCRIZIONE / DESCRIPTION		
04.0955E11601	**CRICCHETTO 2 SFERE E.11X60 BRONZO** / *BRONZED CATCH 11X60 W/2 BALLS*	20 PZ	500 PZ
04.0955E11602	**CRICCHETTO 2 SFERE E.11X60 ORO LUCIDO** / *BRIGHT GOLD CATCH 11X60 W/2 BALLS*	20 PZ	500 PZ
04.0955E11608	**CRICCHETTO 2 SFERE E.11X60 NICHELATO** / *NICKEL PLATED CATCH 11X60 W/2 BALLS*	20 PZ	500 PZ
04.0955E84401	**CRICCHETTO 2 SFERE E.8X44 BRONZATO** / *BRONZED CATCH 8X44 W/2 BALLS*	20 PZ	1000 PZ
04.0955E84402	**CRICCHETTO 2 SFERE E.8X44 ORO LUCIDO** / *BRIGHT GOLD 8X44 W/2 BALLS*	20 PZ	1000 PZ
04.0955E84408	**CRICCHETTO 2 SFERE E.8X44 NICHELATO** / *NICKEL PLATED CATCH 8X44 W/2 BALLS*	20 PZ	1000 PZ
04.0955E94901	**CRICCHETTO 2 SFERE E.9X49 BRONZATO** / *BRONZED CATCH 9X49 W/2 BALLS*	20 PZ	1000 PZ
04.0955E94902	**CRICCHETTO 2 SFERE E.9X49 ORO LUCIDO** / *BRIGHT GOLD CATCH 9X49 W/2 BALLS*	20 PZ	1000 PZ
04.0955E94908	**CRICCHETTO 2 SFERE E.9X49 NICHELATO** / *NICKEL PLATED CATCH 9X49 W/2 BALLS*	20 PZ	1000 PZ

ART. - ITEM
04.0960

Cricchetto sopraluce
Catch

Cricchetto sopraluce in ottone. Finiture disponibili: bronzata, ottonata.
Brassed catch. Available finishing: bronzed, brassed.



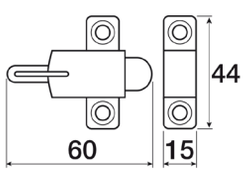

COD.	DESCRIZIONE / DESCRIPTION	
04.0960I00001	**INCONTRO TIPO A PER ART.365 BRONZO** / *BRONZED PLATE FOR CATCH ART.365*	30 PZ
04.0960I00002	**INCONTRO TIPO A PER ART.365 ORO LUCIDO** / *BRASSED PLATE FOR CATCH ART.365*	30 PZ
04.0960S00001	**CRICCHETTO ART.365 BRONZO SENZA INCONTRO** / *BRONZED CATCH ART.365 W/OUT PLATE*	30 PZ
04.0960S00002	**CRICCHETTO ART.365 ORO LUC.S/INCONTRO** / *BRASSED CATCH ART.365 W/OUT PLATE*	30 PZ

ART. - ITEM
04.1006

Molla per credenza
Sideboard spring

Molla per credenza in ferro. Finitura: brunita nera.
Iron sideboard spring. Finishing: black burnished.



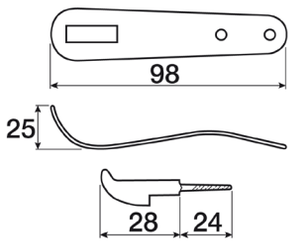

COD.	DESCRIZIONE / DESCRIPTION		
04.1006000003	**MOLLA PER CREDENZA CON GANCIO NERA** / *BLACK SIDEBOARD SPRING*	20 PZ	100 PZ

ART. - ITEM
04.1483610

Fermaporta automatico
Automatic stop door

Chiusura automatica per porte doppie in legno, completa di piastra di bloccaggio e arresto, intercambiabile per installazione superiore e inferiore.
Automatic door bolt for wooden double doors, complete with locking and arresting plate, interchangeable for top and bottom installation.



COD.	DESCRIZIONE / DESCRIPTION	
04.1483610041	**FERMAPORTA AUT.NERO X CHIUS. 3PUNTI** / *BLACK AUTOMATIC 3POINT LOCKING STOP DOOR*	10 PZ

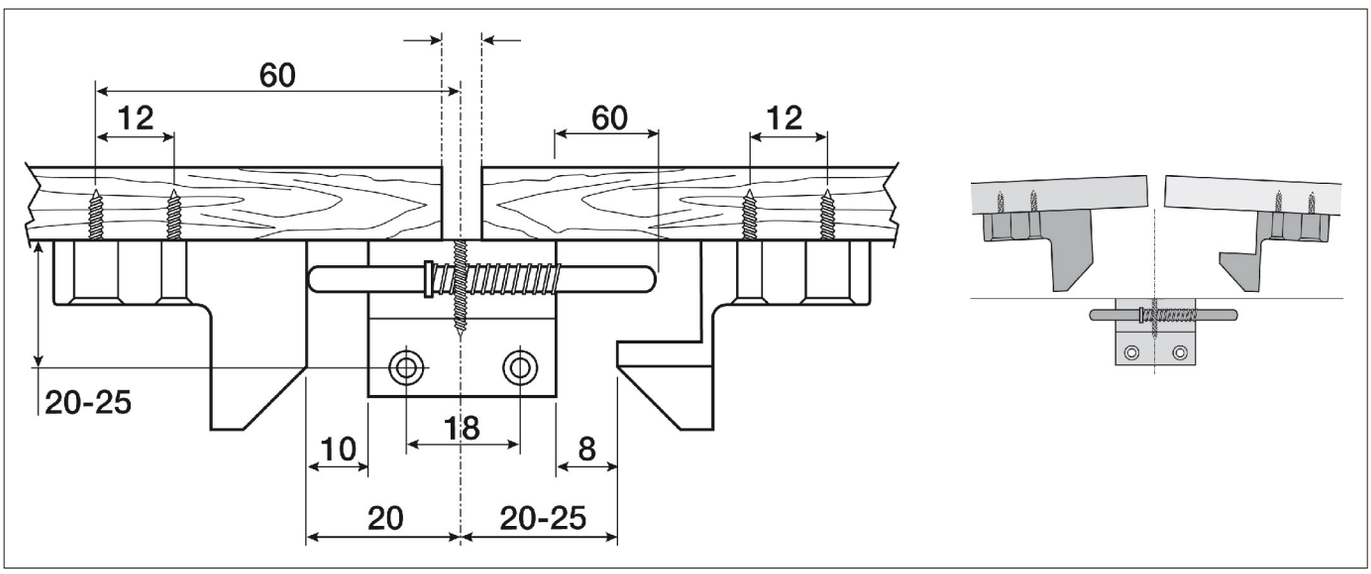

ART. - ITEM
04.1000

Catenaccio corto
Short bolt

Catenaccio corto in ferro. Finiture disponibili: grezza, brunita nera, ottone anticato, arrugginita.
Iron short bolt. Available finishing: raw, black burnished, antique brassed, rusty.



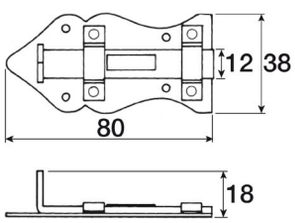

COD.	DESCRIZIONE / DESCRIPTION		
04.1000000C00	**CATENACCIO CORTO ECONOMICO FERRO** / *RAW SHORT BOLT*	20 PZ	200 PZ
04.1000000C03	**CATENACCIO CORTO ECONOMICO BRUNITO NERO** / *BLACK SHORT BOLT*	20 PZ	200 PZ
04.1000000C04	**CATENACCIO CORTO ECONOMICO OTT.ANTIC.** / *ANTIQUE BRASSED SHORT BOLT*	20 PZ	200 PZ
04.1000000C11	**CATENACCIO CORTO ECONOMICO ARRUGGINITO** / *RUSTY SHORT BOLT*	20 PZ	200 PZ

ART. - ITEM
04.1010

Catenaccio
Bolt

Catenaccio in lamiera stampata. Finiture disponibili: bronzata, brunita nera, tropicalizzata, nichelata, zincata.
Bolt in formed plate. Available finishing: bronzed, black burnished, yellow zinc plated, nickel plated, zinc plated.



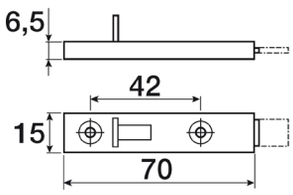

COD.	DESCRIZIONE / DESCRIPTION		
04.1010007001	**CATENACCIO SUPER BRONZATO** / *BRONZED BOLT*	40 PZ	100 PZ
04.1010007003	**CATENACCIO SUPER BRUNITO NERO** / *BLACK BOLT*	40 PZ	100 PZ
04.1010007006	**CATENACCIO SUPER TROPICALIZZATO** / *YELLOW ZINC PLATED BOLT*	40 PZ	100 PZ
04.1010007008	**CATENACCIO SUPER NICHELATO** / *NICKEL PLATED BOLT*	40 PZ	100 PZ
04.1010007009	**CATENACCIO SUPER ZINCATO** / *ZINC PLATED BOLT*	40 PZ	100 PZ

ART. - ITEM
04.1013

Catenaccio a scatto
Snap-in bolt

Catenaccio a scatto in lamiera stampata completo di incontro. Finitura: tropicalizzata.
Bolt in formed plate with junction. Finishing: yellow zinc plated.



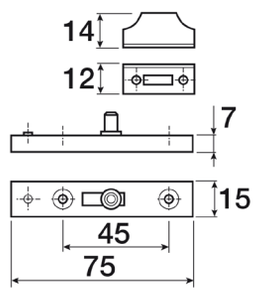

COD.	DESCRIZIONE / DESCRIPTION		
04.1013000006	**CATENACCIO ART.6133 A SCATTO F.TROPIC.** / *BOLT ART. 133 TROPICALIZED*	20 PZ	100 PZ

ART. - ITEM
04.1016

Catenaccio a corsa piegata
Bolt with turned stroke

Catenaccio a corsa piegata in lamiera stampata. Finitura: tropicalizzata.
Bolt with turned stroke in formed plate. Finishing: yellow zinc plated.



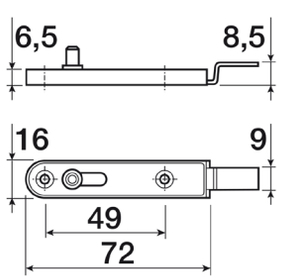

COD.	DESCRIZIONE / DESCRIPTION		
04.1016000006	**CATENACCIO ART.6135 F.TROPICALIZZATO** / *YELLOW ZINC PLATED BOLT ART.6135*	20 PZ	100 PZ

ART. - ITEM
04.1020

Catenaccio a cannone
Cannon bolt

Catenaccio a cannone in ferro completo di incontro. Finitura: ottonata.
Iron cannon bolt with junction. Finishing: brassed.

DATI TECNICI/TECHNICAL DATA mm		
H	50	50
H1	15	15
L	70	50



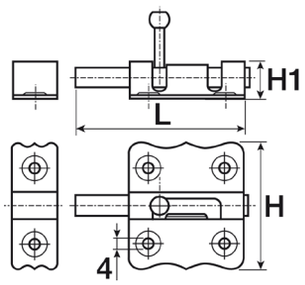

COD.	DESCRIZIONE / DESCRIPTION	
04.1020005002	**CATENACCIO ART.344 MM.50 A CANNONE OTT.** / *BRASSED CANNON BOLT ART.344 MM.50*	24 PZ
04.1020007002	**CATENACCIO ART.344 MM.70 A CANNONE OTT.** / *BRASSED CANNON BOLT ART.344 MM.70*	24 PZ

ART. - ITEM
04.1021

Catenaccio a cannone
Cannon bolt

Catenaccio a cannone in ferro completo di incontro. La misura 60mm è fornibile anche senza incontro. Finitura: brunita nera.
Iron cannon bolt with junction. Size 60mm is available also without junction. Finishing: black burnished.

DATI TECNICI/TECHNICAL DATA mm		
L	60	100



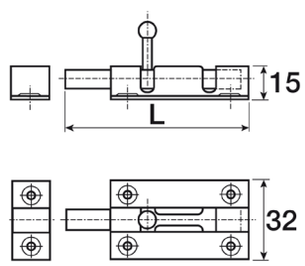

COD.	DESCRIZIONE / DESCRIPTION	
04.1021E06003	**CATENACCIO A CANNONE DA 60 C/INCONTRO NE** / *BLACK BOLT MM.60 WITH PLATE*	24 PZ
04.1021E10003	**CATENACCIO A CANNONE DA 100 C/INCONTRO N** / *BLACK BOLT MM.100 WITH PLATE*	24 PZ
04.1021ES6003	**CATENACCIO A CANNONE DA 60 S/INCONTRO NE** / *BLACK BOLT MM.60 W/OUT PLATE*	24 PZ

ART. - ITEM
04.1041

Catenaccio profilato
Profiled bolt

Catenaccio profilato in ottone. Finiture disponibili: lucida, bronzata.
Brassed profiled bolt. Available finishing: bright, bronzed.

DATI TECNICI/TECHNICAL DATA mm	
L	60



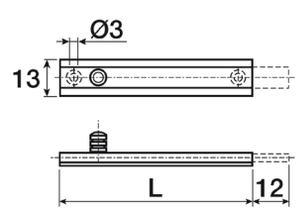

COD.	DESCRIZIONE / DESCRIPTION		
04.1041006000	**CATENACCIO DA MM.60 OTTONE PROFILATO** / *BRASSED BOLT MM.60*	20 PZ	50 PZ
04.1041006001	**CATENACCIO DA MM.60 BRONZATO PROFILATO** / *BRONZED BOLT 60MM*	20 PZ	50 PZ

ART. - ITEM
04.1042

Catenaccio profilato
Profiled bolt

Catenaccio profilato in ottone. Finiture disponibili: lucida, bronzata, nichelata.
Brassed profiled bolt. Available finishing: bright, bronzed, nickel plated.

DATI TECNICI/TECHNICAL DATA mm

L	50	60	70	80



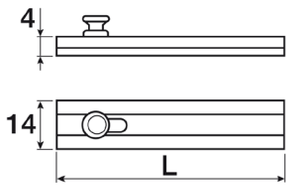

COD.	DESCRIZIONE / DESCRIPTION		
04.1042005001	**CATENACCIO ART.219 DA M.50 BRONZATO** / *BRONZED BOLT ART.219 MM.50*	20 PZ	50 PZ
04.1042006000	**CATENACCIO ART.219 DA MM.60 ORO** / *BRASSED BOLT ART.219 MM.60*	20 PZ	50 PZ
04.1042006001	**CATENACCIO ART.219 DA M.60 BRONZATO** / *BRONZED BOLT ART.219 MM.60*	20 PZ	50 PZ
04.1042006008	**CATENACCIO ART.219 DA MM.60 NICHELATO** / *NICKEL PLATED BOLT ART.219 MM.60*	20 PZ	50 PZ
04.1042007000	**CATENACCIO ART.219 DA MM.70 ORO** / *BRASSED BOLT ART.219 MM.70*	20 PZ	50 PZ
04.1042007001	**CATENACCIO ART.219 DA MM.70 BRONZATO** / *BRONZED BOLT ART.219 MM.70*	20 PZ	50 PZ
04.1042008000	**CATENACCIO ART.219 DA MM.80 ORO** / *BRASSED BOLT ART.219 MM.80*	20 PZ	50 PZ
04.1042008001	**CATENACCIO ART.219 DA MM.80 BRONZATO** / *BRONZED BOLT ART.219 MM.80*	20 PZ	50 PZ

ART. - ITEM
04.1112

Catenella fissa
Fixed chain

Catenella fissa in ottone. Finiture disponibili: lucida, bronzata.
Brassed fixed chain. Available finishing: bright, bronzed.

DATI TECNICI/TECHNICAL DATA mm

L	200	250	300	400



COD.	DESCRIZIONE / DESCRIPTION	
04.1112020001	**CATENELLA ART.761 DA CM.20 BRONZO** / *BRONZED FIXED CHAIN ART.761 CM.20*	1 PZ
04.1112020002	**CATENELLA ART.761 DA CM.20 ORO** / *BRASSED FIXED CHAIN ART.761 CM.20*	1 PZ
04.1112025001	**CATENELLA ART.761 DA CM.25 BRONZO** / *BRONZED FIXED CHAIN ART.761 CM.25*	1 PZ
04.1112025002	**CATENELLA ART.761 DA CM.25 ORO** / *BRASSED FIXED CHAIN ART.761 CM.25*	1 PZ
04.1112030001	**CATENELLA ART.761 DA CM.30 BRONZO** / *BRONZED FIXED CHAIN ART.761 CM.30*	1 PZ
04.1112030002	**CATENELLA ART.761 DA CM.30 ORO** / *BRASSED FIXED CHAIN ART.761 CM.30*	1 PZ
04.1112040001	**CATENELLA ART.761 DA CM.40 BRONZO** / *BRONZED FIXED CHAIN ART.761 CM.40*	1 PZ
04.1112040002	**CATENELLA ART.761 DA CM.40 ORO** / *BRASSED FIXED CHAIN ART.761 CM.40*	1 PZ

05 Guide e sistemi scorrevoli Slides and sliding system

		PAG.
 	Guide invisibili e cassetti Invisible slides and drawer kit	419÷441
 	Guide a rotella e a sfera Ball bearing slides	442÷448
 	Guide varie e per tavoli Various slides and slides for tables	449÷455
  	Piastre girevoli Swivel plates	456÷459
 	Braccetti e sistemi di sollevamento per ante Lift systems	460÷481
 	Sistemi scorrevoli Sliding systems	482÷513
 	Raddrizzanti e guarnizioni Straightening rods	514÷520

INDICE INDEX

Cod.	Pag.
01.4366000040	462
01.4366000S41	462
01.4780000008	450
01.4780000308	450
01.4980000P08	450
01.FCFA5P9908	450
0401	457
0407	458
04.0718330000	448
05.0004T25040	442
05.0004T25042	442
05.0004T30040	442
05.0004T30041	442
05.0004T30042	442
05.0004T35040	442
05.0004T35041	442
05.0004T35042	442
05.0004T40040	442
05.0004T40041	442
05.0004T40042	442
05.0004T45040	442
05.0004T45041	442
05.0004T45042	442
05.0004T50040	442
05.0004T50041	442
05.0004T50042	442
05.0004T55040	442
05.0004T55042	442
05.0004T60040	442
05.0004T60042	442
05.0018035003	444
05.0020T18209	445
05.0020T21409	445
05.0020T24609	445
05.0020T27809	445
05.0020T31009	445
05.0020T34209	445
05.0020T37409	445
05.0020T40609	445
05.0020T43809	445
05.0032T30009	446
05.0032T35009	446
05.0032T40009	446
05.0032T45009	446
05.0032T50009	446
05.0054M25009	447
05.0054M30009	447
05.0054M35009	447
05.0054M40009	447
05.0054M45009	447
05.0054M50009	447
05.0054M55009	447
05.0054M60009	447
05.0054M65009	447
05.0054M70009	447
05.0072000040	449
05.0076030042	449
05.0076030242	449
05.0076036042	449
05.0076050042	449
05.0076050242	449
05.0076E30042	449
05.0076E36042	449
05.0076E50042	449
05.0080035009	450
05.0080040009	450
05.0080045009	450
05.0080050009	450
05.0081000040	450
05.0088000040	451
05.0088000042	451
05.0090000006	451
05.0090S00006	451
05.0100E02909	437
05.0100E03409	437
05.0100E03909	437
05.0100E04409	437
05.0100E04909	437
05.0100EC2909	438
05.0100EC3409	438
05.0100EC3909	438
05.0100EC4409	438
05.0100EC4909	438
05.0100EP2909	439
05.0100EP4409	439
05.0100EP4909	439
05.0100P40009	419
05.0100P45009	419
05.0100P50009	419
05.0100S30009	420
05.0100S35009	420
05.0100S40009	420
05.0100S45009	420
05.0100S50009	420
05.01024D3009	429
05.01024D3509	429
05.01024D4009	429
05.01024D4509	429
05.01024D5009	429
05.01024D5509	429
05.01024D6009	429
05.01024P3009	430
05.01024P3509	430
05.01024P4009	430
05.01024P4509	430
05.01024P5009	430
05.0102E02909	440
05.0102E03409	440
05.0102E03909	440
05.0102E04409	440
05.0102E04909	440
05.0102EC2909	441
05.0102EC3409	441
05.0102EC3909	441
05.0102EC4409	441
05.0102EC4909	441
05.0102EC5409	441
05.0102PU2509	421
05.0102PU3009	421
05.0102PU3509	421
05.0102PU4009	421
05.0102PU4509	421
05.0102PU5009	421
05.0102SR2509	422
05.0102SR2709	422
05.0102SR3009	422
05.0102SR3509	422
05.0102SR4009	422
05.0102SR4509	422
05.0102SR5009	422
05.0102SR5509	422
05.0270582000	466
05.0270666000	466
05.0271707000	466
05.0910511800	426
05.0918318500	429
05.0918318500	430
05.0918318500	431
05.0918318600	429
05.0918318600	430
05.0918318600	431
05.0918318700	429
05.0918318700	430
05.0918318700	431
05.0918319000	429
05.0918319000	430
05.0918319000	431
05.0921996600	426
05.0921996600	430
05.0921996700	426
05.0921996700	429
05.0921996700	430
05.0922349900	432
05.0922350000	432
05.0922350100	432
05.0922350200	432
05.0922350300	432
05.0922350400	432
05.0922350500	432
05.0922350600	432
05.0922350700	432
05.0922350800	432
05.0922350900	432
05.0922351000	432
05.0922351100	433
05.0922351200	433
05.0922351300	433
05.0922351400	433
05.0922351500	433
05.0922351600	433
05.0922351700	433
05.0922351800	433
05.0922351900	433
05.0922352000	433
05.0922352100	433
05.0922352200	433
05.0922352300	434
05.0922352400	434
05.0922352500	434
05.0922352600	434
05.0922352700	434
05.0922352800	434
05.0922353000	434
05.0922353100	434
05.0922353200	434
05.0922353300	434
05.0922353400	434
05.0922353500	435
05.0922353600	435
05.0922353700	435
05.0922353800	435
05.0922353900	435
05.0922354000	435
05.0922354100	436
05.0922354200	436
05.0922354300	436
05.0922354400	436
05.0922354500	436
05.0922354600	436
05.0924631500	429
05.0924631600	429
05.1206060009	452
05.1206065009	452
05.1206070009	452
05.1206075009	452
05.1220070009	453
05.1220075009	453
05.1220080009	453
05.1220085009	453
05.1225060009	454
05.1225065009	454
05.1225070009	454
05.1225075009	454
05.1225080009	454
05.1225085009	454
05.1225095009	454
05.1370060039	507
05.1370090039	507
05.1500005000	511
05.1500008000	511
05.1500012000	511
05.1936A00039	501
05.1936A00039	502
05.1936A00039	503
05.1936A00039	504
05.2030000000	454
05.2040005041	455
05.2040006041	455
05.2090B00001	489
05.2090B00039	489
05.2144000054	488
05.2144655000	489
05.2146000054	488
05.2170000039	493
05.2173A00000	493
05.2174A20000	493
05.2175000039	493
05.2530000039	503
05.2530000039	504
05.2532010054	501
05.2532010054	502
05.2532010054	503
05.2532010054	504

05.2532015054	501	05.5010008000	471	05.5046015002	481	05.7568K22441	517
05.2532015054	502	05.5010010000	471	05.5046020002	481	05.7570022554	515
05.2532015054	503	05.5011000010	464	05.5048020008	477	05.7570C22542	516
05.2532015054	504	05.5011H00010	465	05.5048025008	477	05.7580020554	515
05.2536000039	503	05.5012005000	472	05.5048030008	477	05.7580C20542	516
05.2536000039	504	05.5012008000	472	05.5072020010	481	05.7581C00001	519
05.254358625482	503	05.5012010000	472	05.5072025002	481	05.7581C00009	519
05.254358625483	504	05.5012012000	472	05.5072025010	481	05.7590018554	515
05.254458125482	503	05.5012015000	472	05.6004000000	482	05.7590C18542	516
05.254458125483	504	05.5012C10041	473	05.6005000000	482	05.7610000001	490
05.2650A00039	493	05.5012C15041	473	05.6368000040	483	05.7620000000	486
05.2651A00039	493	05.5014CD0008	475	05.6368000041	483	05.7620000000	487
05.2654A20000	493	05.5014CS0008	475	05.6368000042	483	05.7620000000	489
05.2656A00000	493	05.5014ED0010	474	05.6369000040	483	05.7620000000	490
05.2715580000	468	05.5014ES0010	474	05.6369000041	483	05.7620000000	492
05.2716617035	467	05.5014RCD008	477	05.6369000042	483	05.7620000001	486
05.2716627035	467	05.5014RCS008	477	05.6370000040	483	05.7620000001	487
05.2716637035	467	05.5015000040	478	05.6370000041	483	05.7620000001	489
05.2716647035	467	05.5015000041	478	05.6370000042	483	05.7620000001	490
05.2716657035	467	05.5016000140	476	05.69710610101	419	05.7620000001	492
05.2716667035	467	05.5016000141	476	05.69710610101	420	05.7620000003	486
05.2716677035	467	05.5018C00040	461	05.69710610101	421	05.7620000003	487
05.2716880000	467	05.5018C00041	461	05.69710610101	422	05.7620000003	489
05.2717010006	465	05.5018P00F00	460	05.69710610101	423	05.7620000003	490
05.2717860000	468	05.5018P00I00	460	05.69710610103	419	05.7620000003	492
05.2717870000	468	05.5018P00S00	460	05.69710610103	420	05.7620000039	486
05.2718100000	469	05.5018S00F00	460	05.69710610103	421	05.7620000039	487
05.2718110000	469	05.5018S00I00	460	05.69710610103	422	05.7620000039	489
05.2718740000	468	05.5018S00S00	460	05.69710610103	423	05.7620000039	490
05.2718750000	468	05.5019C00040	463	05.6975010101	421	05.7620000039	492
05.2718780000	468	05.5019C00S41	463	05.6975010101	422	05.7620020000	486
05.2718790000	468	05.5019P00I00	462	05.6975010101	423	05.7620020000	487
05.2718800000	468	05.5019P00S00	462	05.6975010103	421	05.7620020000	489
05.2718820000	468	05.5019S00I00	462	05.6975010103	422	05.7620020000	490
05.2718830000	468	05.5019S00S00	462	05.6975010103	423	05.7620020000	492
05.2718870000	468	05.5030015002	479	05.715000282A	501	05.7620020001	486
05.2718880000	468	05.5030015008	479	05.715000283A	502	05.7620020001	487
05.2719100000	469	05.5030020002	479	05.715000302A	501	05.7620020001	489
05.2719110000	469	05.5030025002	479	05.715000303A	502	05.7620020001	490
05.2719140000	469	05.5030030002	479	05.715000332A	501	05.7620020001	492
05.2719150000	469	05.5030S15002	479	05.715000333A	502	05.7620020039	486
05.2719180000	469	05.5030S15008	479	05.7300000000	510	05.7620020039	487
05.2719200000	469	05.5030S20002	479	05.7303000009	510	05.7620020039	489
05.2960000039	501	05.5030S25002	479	05.7307000054	510	05.7620020039	490
05.2960000039	502	05.5030S30002	479	05.7309000054	510	05.7620020039	492
05.2990000039	501	05.5032E02006	479	05.730A000000	486	05.7620025001	486
05.2990000039	502	05.5032E02506	479	05.730A000000	487	05.7620025001	487
05.3300000009	457	05.5032E03006	479	05.730A000000	494	05.7620025001	489
05.3303000009	457	05.5032ES2006	479	05.730A000000	495	05.7620025001	490
05.3310000009	458	05.5032ES2506	479	05.730A000000	496	05.7620025001	492
05.3312000009	458	05.5032ES3006	479	05.7314000054	510	05.7650000001	486
05.3313000009	459	05.5040E15001	480	05.7412L00041	484	05.7650000009	486
05.3400000003	456	05.5040E20001	480	05.7540000039	501	05.7655000001	487
05.3401000003	456	05.5040E20006	480	05.7540000039	502	05.7655000009	487
05.3415000041	456	05.5040E25001	480	05.7540000039	503	05.7660000001	490
05.3417032000	456	05.5040E25006	480	05.7540000039	504	05.7660000039	490
05.3417032003	456	05.5040E30001	480	05.7568018541	517	05.7718A00001	494
05.5003004009	455	05.5042015006	480	05.7568020541	517	05.7718A00009	494
05.5003006109	455	05.5042020006	480	05.7568022441	517	05.7720000001	494
05.5003S00009	455	05.5042025006	480	05.7568K18541	517	05.7720A00039	494
05.5008006000	470	05.5042030006	480	05.7568K20541	517	05.7730000040	486

05.7730000040 487
05.7730000040 494
05.7730000040 495
05.7730000040 496
05.7730000041 486
05.7730000041 487
05.7730000041 494
05.7730000041 495
05.7730000041 496
05.7730000042 486
05.7730000042 487
05.7730000042 494
05.7730000042 495
05.7730000042 496
05.7730020040 486
05.7730020040 487
05.7730020040 494
05.7730020040 495
05.7730020040 496
05.7730020041 486
05.7730020041 487
05.7730020041 494
05.7730020041 495
05.7730020041 496
05.7730020042 486
05.7730020042 487
05.7730020042 494
05.7730020042 495
05.7730020042 496
05.7746A00009 495
05.7747A00009 496
05.7800001240 520
05.7800001241 520
05.7804S07093 520
05.7804S0709G 520
05.7804S07133 520
05.7804S0713G 520
05.7869000009 498
05.7870000039 497
05.7870000039 498
05.7876000008 497
05.7876000008 498
05.7879000008 497
05.7879000008 498
05.7894000041 520
05.8030000000 497
05.8036000009 509
05.8037000039 509
05.8037000041 509
05.8039000041 509
05.8080000000 498
05.8080000039 498
05.80TGNORSEN 512
05.80TPNR1650 512
05.80TPNR2000 512
05.80TPNR2500 512
05.80TPNR3000 512
05.8100000039 509
05.8280000000 511
05.8280020000 511
05.8570018542 514
05.8570020542 514
05.8570022542 514
05.85SETB3042 485
05.85SETC3001 485
05.85SETRA101 485
05.85SLXB3042 484
05.85SLXC3042 484
05.9099969000 424
05.9099970000 424
05.F144000039 508
05.F144800039 508
05.F145500000 508
05.F146000039 508
05.F146200039 508
05.F290000001 491
05.F290000001 492
05.F290000039 491
05.F290000039 492
05.F292296L00 491
05.F292SB296L 492
05.F3675012001 466
05.F367501401 466
05.F452840000 427
05.F452850000 427
05.F452860000 427
05.F452870000 427
05.F452880000 427
05.F452890000 427
05.F452900000 427
05.F452910000 427
05.F452920000 427
05.F452930000 427
05.F452940000 427
05.F452950000 427
05.F452970000 427
05.F75806S000 424
05.F75806S000 425
05.F75806S000 426
05.F75806S000 427
05.F75806S000 428
05.F75807D000 424
05.F75807D000 425
05.F75807D000 426
05.F75807D000 427
05.F75807D000 428
05.F901531500 425
05.F901531600 425
05.F904529100 425
05.F904529300 425
05.F904827400 425
05.F904827500 425
05.F904831000 425
05.F904831100 425
05.F904910100 425
05.F904910200 425
05.F904930600 427
05.F904930700 427
05.F904960100 425
05.F904960600 425
05.F909995700 424
05.F909995800 424
05.F909996100 424
05.F909996200 424
05.F909996500 424
05.F909996600 424
05.F909996700 424
05.F909996800 424
05.F910512100 426
05.F910512300 426
05.F910590700 426
05.F910592900 426
05.F933CD1850 519
05.F933CD2050 519
05.F933CD2250 519
05.FRCAC09000 443
05.FRCAT25000 443
05.FTN1011864 518
05.FTN1012056 518
05.FTN1012248 518
05.MAGIC11000 513
05.MAGIC18000 513
05.VE30KIT0103 505
05.VE30KIT0104 505
05.VE30KIT0202 505
05.VE41BTA03100AB 500
05.VE41CSVS01500AA 500
05.VE41KMM0S07AB 500
05.VE41KSKACMA2525 500
05.VE41KSKACMA3525 500
05.VE41PTA23100AB 500
05.VE41PTE13100AB 500
05.VE51KIT0101 506
05.VE51KIT0102 506
05.VE51KIT0201 506
05.VE55AAD2500 499
05.VE55AAS2500 499
05.VE55KIT0002 499
05.VE55KIT0103 499
05.VE55KIT0201 499
711/G 495
711/G 496
881 497

ART. - ITEM
05.0100P

Guida ad estrazione parziale PUSH TO OPEN

Partial extension PUSH TO OPEN slide

Guida SALICE ad estrazione parziale PUSH TO OPEN con aggancio del cassetto tramite clip. Portata: 30Kg a coppia. Finitura: zincata. Utilizzare gli agganci: 05.69710 a 1 regolazione.
SALICE partial extension PUSH TO OPEN slide. Load capacity: 30Kg for couple. Finishing: zinc plated. Clips: 05.69710 with 1 regolation.



DATI TECNICI/TECHNICAL DATA mm			
L	400	450	500
KG	Kg30	Kg30	Kg30

COD.	DESCRIZIONE / DESCRIPTION	
05.0100P40009	**GUIDA FUTURA PUSH ART.6157/40 EST.PARZ.** */ PART.EXT.PUSH SLIDE 6157/40 W/OUT CLIP*	20 CP
05.0100P45009	**GUIDA FUTURA PUSH ART.6157/45 EST.PARZ.** */ PART.EXT.PUSH SLIDE 6157/45 W/OUT CLIP*	20 CP
05.0100P50009	**GUIDA FUTURA PUSH ART.6157/50 EST.PARZ.** */ PART.EXT.PUSH SLIDE 6157/50 W/OUT CLIP*	20 CP
05.69710610101	**CLIP ART.710.611 DX** */ RIGHT CLIP ART.710*	20 PZ
05.69710610103	**CLIP ART.710.613 SX** */ LEFT CLIP ART.710*	20 PZ

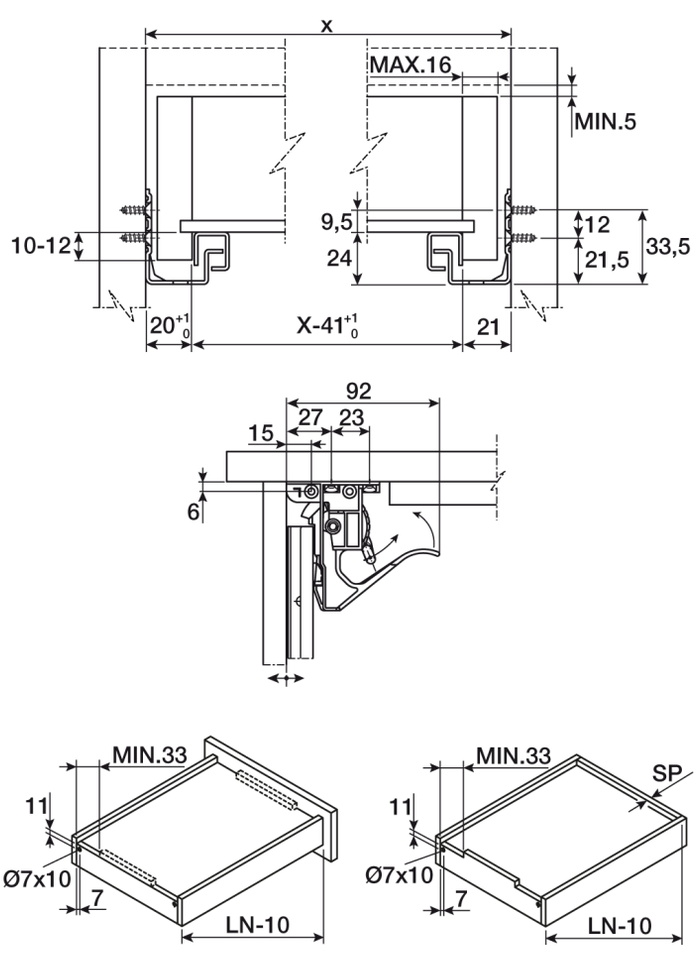

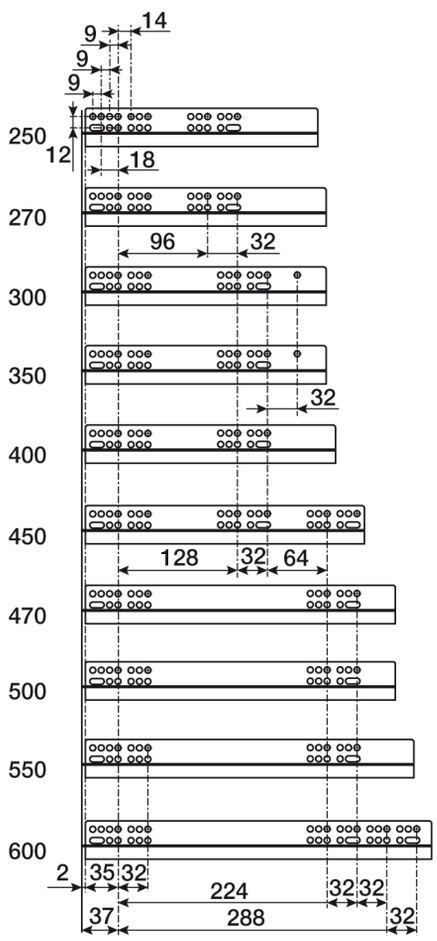

ART. - ITEM
05.0100S

Guida ad estrazione parziale ammortizzata
Soft closing partial extension invisible slide

Guida SALICE ad estrazione parziale con aggancio del cassetto tramite clip e sistema decelerante integrato. Portata: 30Kg. Finitura: zincata. Utilizzare gli agganci: 05.69710 a 1 regolazione.
SALICE partial extension slide. With smove system. Load capacity: 30Kg. Finishing: zinc plated. Clips: 05.69710 with 1 regolation.



DATI TECNICI/TECHNICAL DATA mm

L	300	350	400	450	500
KG	Kg30	Kg30	Kg30	Kg30	Kg30

COD.	DESCRIZIONE / DESCRIPTION	
05.0100S30009	**GUIDA FUTURA SMOVE ART.6155/30 EST.PARZ.** */ PART.EXTENSION SLIDE 6155/30 W/OUT CLIP*	20 CP
05.0100S35009	**GUIDA FUTURA SMOVE ART.6155/35 EST.PARZ.** */ PART.EXTENSION SLIDE 6155/35 W/OUT CLIP*	20 CP
05.0100S40009	**GUIDA FUTURA SMOVE ART.6155/40 EST.PARZ.** */ PART.EXTENSION SLIDE 6155/40 W/OUT CLIP*	20 CP
05.0100S45009	**GUIDA FUTURA SMOVE ART.6155/45 EST.PARZ** */ PART.EXTENSION SLIDE 6155/45 W/OUT CLIP*	20 CP
05.0100S50009	**GUIDA FUTURA SMOVE ART.6155/50 EST.PARZ.** */ PART.EXTENSION SLIDE 6155/50 W/OUT CLIP*	20 CP
05.69710610101	**CLIP ART.710.611 DX** */ RIGHT CLIP ART.710*	20 PZ
05.69710610103	**CLIP ART.710.613 SX** */ LEFT CLIP ART.710*	20 PZ

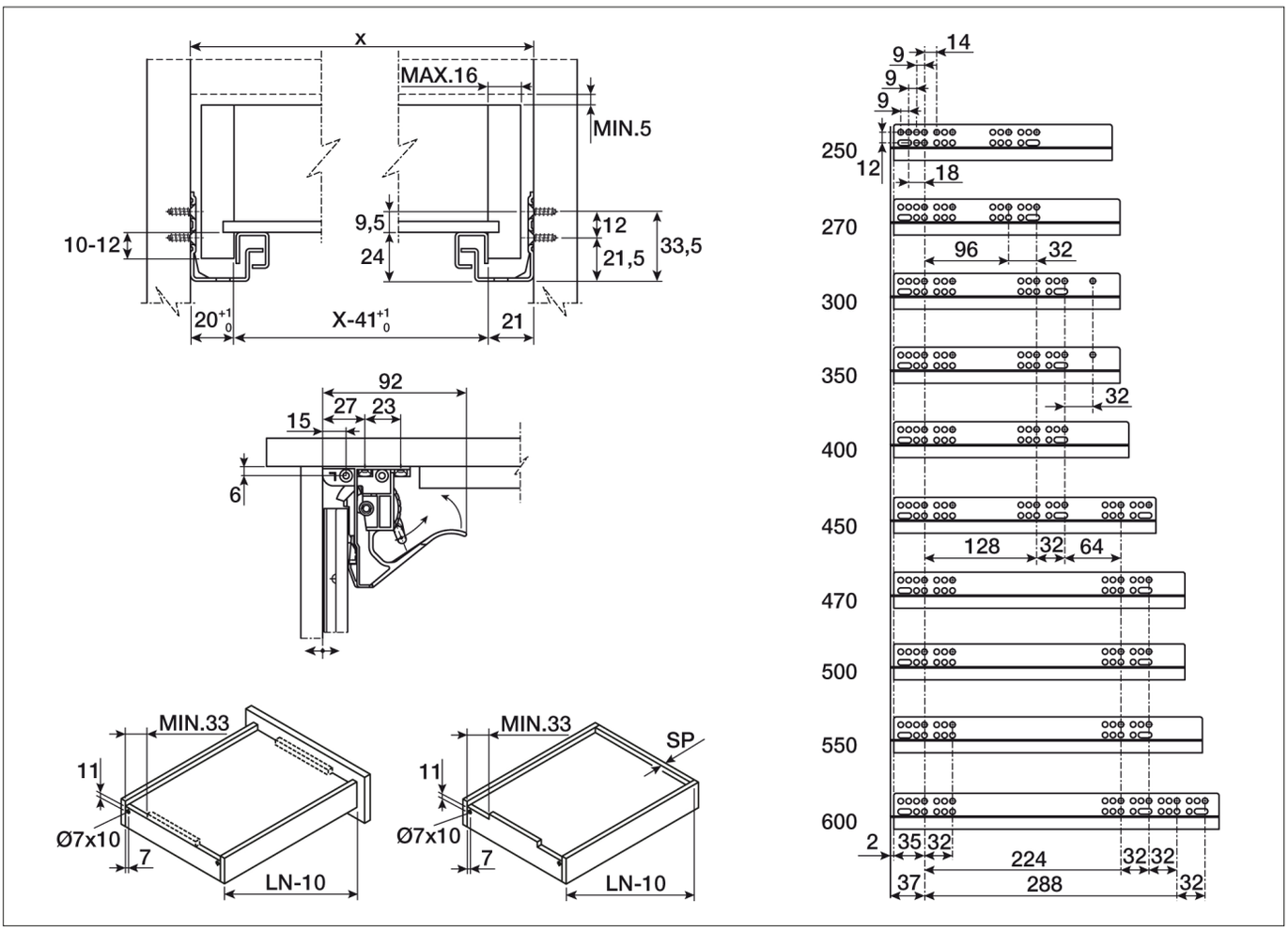

ART. - ITEM

05.0102P

Guida ad estrazione totale PUSH TO OPEN

Full extension PUSH TO OPEN slide

Guida SALICE ad estrazione totale con aggancio del cassetto tramite clip. Portata: 30Kg. Finitura: zincata. Utilizzare gli agganci: 05.69710 a 1 regolazione, 05.69750 a 3 regolazioni.

SALICE full-extension PUSH TO OPEN slide. Load capacity: 30Kg. Finishing: zinc plated. Clips: 05.69710 with 1 regolation, 05.69750 with 3 regolations.

SALICE



DATI TECNICI/TECHNICAL DATA mm

L	250	300	350	400	450	500
KG	Kg30	Kg30	Kg30	Kg30	Kg30	Kg30

COD.	DESCRIZIONE / DESCRIPTION	
05.0102PU2509	**GUIDA FUTURA PUSH ART.6557/25 EST.TOTALE** / *TOTAL EXT.PUSH SLIDE 6557/25 W/OUT CLIP*	20 CP
05.0102PU3009	**GUIDA FUTURA PUSH ART.6557/30 EST.TOTALE** / *TOTAL EXT.PUSH SLIDE 6557/30 W/OUT CLIP*	20 CP
05.0102PU3509	**GUIDA FUTURA PUSH ART.6557/35 EST.TOTALE** / *TOTAL EXT.PUSH SLIDE 6557/35 W/OUT CLIP*	20 CP
05.0102PU4009	**GUIDA FUTURA PUSH ART.6557/40 EST.TOTALE** / *TOTAL EXT.PUSH SLIDE 6557/40 W/OUT CLIP*	20 CP
05.0102PU4509	**GUIDA FUTURA PUSH ART.6557/45 EST.TOTALE** / *TOTAL EXT.PUSH SLIDE 6557/45 W/OUT CLIP*	20 CP
05.0102PU5009	**GUIDA FUTURA PUSH ART.6557/50 EST.TOTALE** / *TOTAL EXT.PUSH SLIDE 6557/50 W/OUT CLIP*	20 CP
05.69710610101	**CLIP ART.710.611 DX** / *RIGHT CLIP ART.710*	20 PZ
05.69710610103	**CLIP ART.710.613 SX** / *LEFT CLIP ART.710*	20 PZ
05.6975010101	**CLIP ART.750 DX PER GUIDA 3 REGOLAZIONI** / *RIGHT ADJ CLIP FOR RUNNER ART.750*	20 PZ
05.6975010103	**CLIP ART.750 SX PER GUIDA 3 REGOLAZIONI** / *LEFT ADJ CLIP FOR RUNNER ART.750*	20 PZ

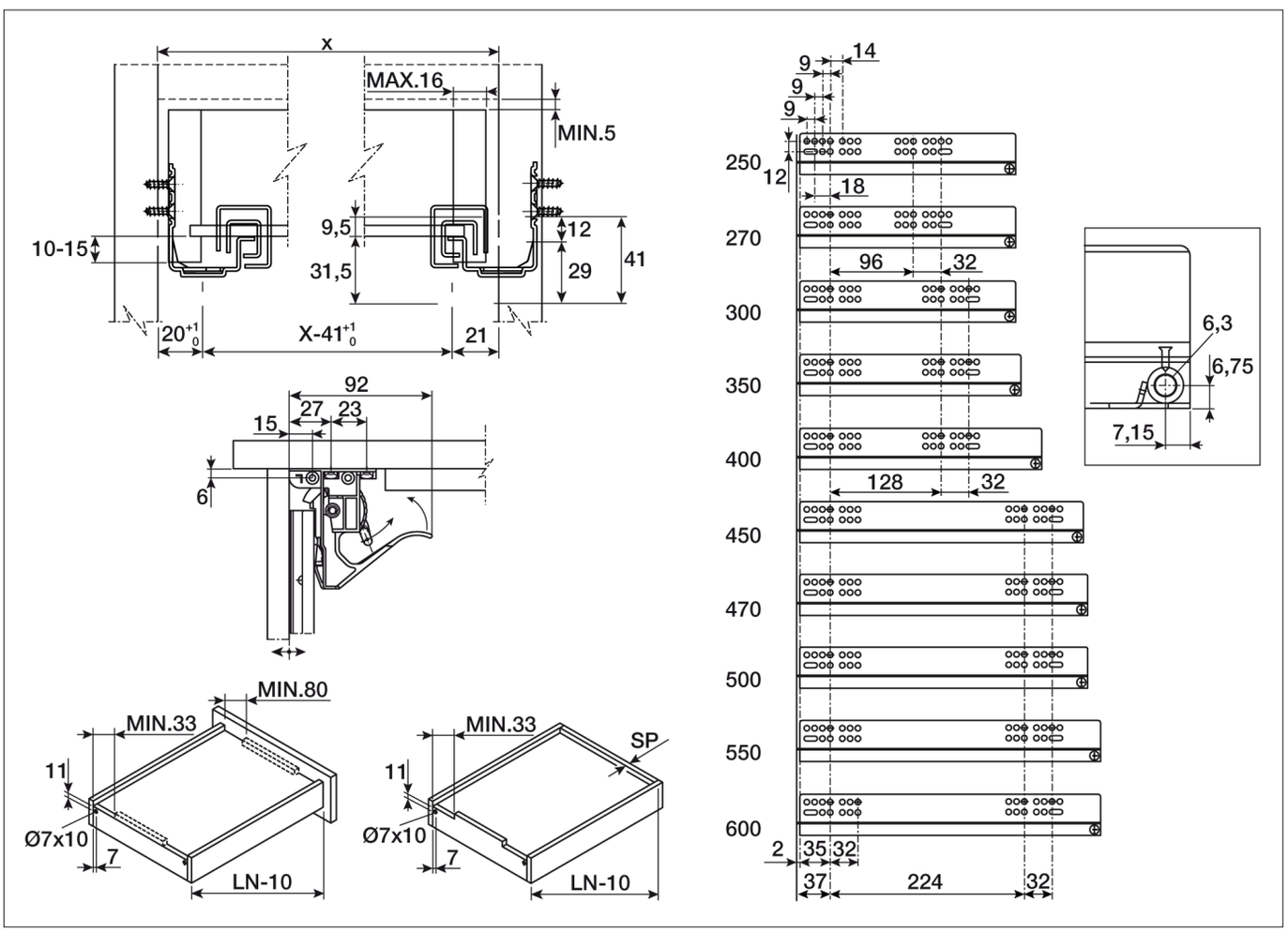

ART. - ITEM
05.0102SR

Guida ad estrazione totale ammortizzata
Soft closing full extension slide

Guida SALICE ad estrazione totale con aggancio del cassetto tramite clip. Portata: 30Kg. Finitura: zincata. Utilizzare gli agganci: 05.69710 a 1 regolazione, 05.69750 a 3 regolazioni.
SALICE full extension slide with soft closing. Load capacity: 30Kg. Finishing: zinc plated. Clips: 05.69710 with 1 regolation, 05.69750 with 3 regolations.

SALICE



DATI TECNICI/TECHNICAL DATA mm

L	250	270	300	350	400	450	500	550
KG	Kg30	Kg30	Kg30	Kg30	Kg30	Kg30	Kg30	Kg30

COD.	DESCRIZIONE / DESCRIPTION	
05.0102SR2509	**GUIDA SMOVE 6555/25 E.T.S/CLIP** / *FULL EXTENSION SLIDE 6555/25 W/OUT CLIP*	20 CP
05.0102SR2709	**GUIDA SMOVE 6555/27 E.T.S/CLIP** / *FULL EXTENSION SLIDE 6555/27 W/OUT CLIP*	20 CP
05.0102SR3009	**GUIDA SMOVE 6555/30 E.T.S/CLIP** / *FULL EXTENSION SLIDE 6555/30 W/OUT CLIP*	20 CP
05.0102SR3509	**GUIDA SMOVE 6555/35 E.T.S/CLIP** / *FULL EXTENSION SLIDE 6555/35 W/OUT CLIP*	20 CP
05.0102SR4009	**GUIDA SMOVE 6555/40 E.T.S/CLIP** / *FULL EXTENSION SLIDE 6555/40 W/OUT CLIP*	20 CP
05.0102SR4509	**GUIDA SMOVE 6555/45 E.T.S/CLIP** / *FULL EXTENSION SLIDE 6555/45 W/OUT CLIP*	20 CP
05.0102SR5009	**GUIDA SMOVE 6555/50 E.T.S/CLIP** / *FULL EXTENSION SLIDE 6555/50 W/OUT CLIP*	20 CP
05.0102SR5509	**GUIDA SMOVE 6555/55 E.T.S/CLIP** / *FULL EXTENSION SLIDE 6555/55 W/OUT CLIP*	20 CP
05.69710610101	**CLIP ART.710.611 DX** / *RIGHT CLIP ART.710*	20 PZ
05.69710610103	**CLIP ART.710.613 SX** / *LEFT CLIP ART.710*	20 PZ
05.6975010101	**CLIP ART.750 DX PER GUIDA 3 REGOLAZIONI** / *RIGHT ADJ CLIP FOR RUNNER ART.750*	20 PZ
05.6975010103	**CLIP ART.750 SX PER GUIDA 3 REGOLAZIONI** / *LEFT ADJ CLIP FOR RUNNER ART.750*	20 PZ

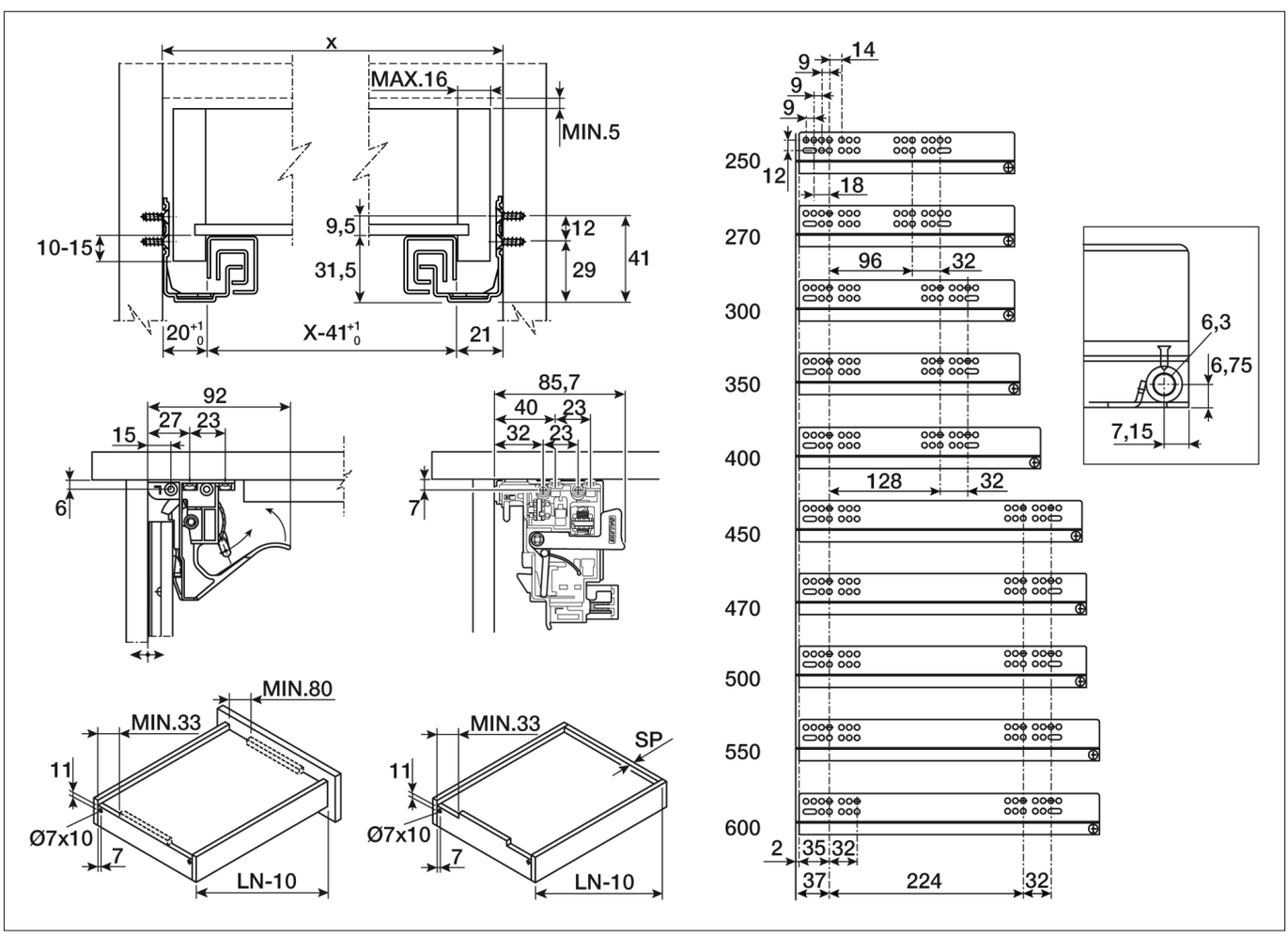

ART. - ITEM
05.69710

Agganci per guide con 1 sola regolazione
Clips for slide with single adjustment

Regolazione in altezza +2,5mm del cassetto. Questa operazione si effettua senza l'utilizzo di alcun utensile.
Drawer height adjustment +2,5mm. This operation is tool free.

SALICE



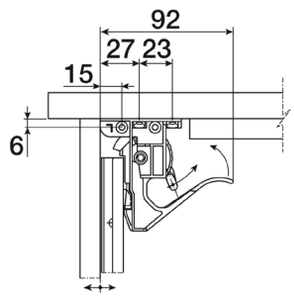

COD.	DESCRIZIONE / DESCRIPTION	
05.69710610101	**CLIP ART.710.611 DX** / *RIGHT CLIP ART.710*	20 PZ
05.69710610103	**CLIP ART.710.613 SX** / *LEFT CLIP ART.710*	20 PZ

ART. - ITEM
05.69750

Agganci per guide con 3 regolazioni
Clips for slide with three adjustment

Le 3 regolazioni permettono di allineare i cassetti tra di loro e di allineare icassetti rispetto al mobile. Caratteristiche e vantaggi della clip: sviluppata per tutte le versioni di guide ad estrazione totale; le 3 regolazioni si effett uano senza l'utilizzo di alcun utensile; sistema brevettato per smontaggio del cassetto, eseguibile sia dal frontale sia dai lati del cassetto; clip realizzat a in fibra di carbonio per leggerezza, resistenza e durata.
The 3 way adjustment allows to: align the drawers between them and align the drawers with the cabinet. Features and benefits of the clip: for all versions of full-extension runners; tool free 3 way adjustment; patented removal system of t he drawer, from both the front and the sides of the drawer; clip manufactured i n Carbon Fibre rich material for light weight, strength and rigidity.

SALICE



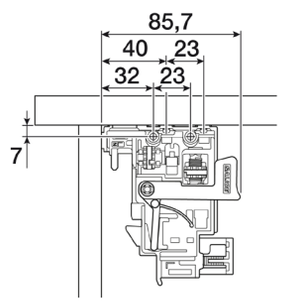

COD.	DESCRIZIONE / DESCRIPTION	
05.6975010101	**CLIP ART.750 DX PER GUIDA 3 REGOLAZIONI** / *RIGHT ADJ CLIP FOR RUNNER ART.750*	20 PZ
05.6975010103	**CLIP ART.750 SX PER GUIDA 3 REGOLAZIONI** / *LEFT ADJ CLIP FOR RUNNER ART.750*	20 PZ

ART. - ITEM
05.0100HP

Guida ad estrazione parziale PUSH TO OPEN
Partial extension PUSH TO OPEN slide

Guida QUADRO ad estrazione parziale PUSH TO OPEN. Portata: 25kg. Utilizzare gli agganci: 05.0102HA
Partial extension PUSH TO OPEN slide. Load capacity: 25Kg. Clips: 05.0102HA

hettich



COD.	DESCRIZIONE / DESCRIPTION		
05.9099969000	**GUIDA QUADRO 25SFP/500-EB20 P20 PARZ.SX** / *LEFT DRAWER SLIDE 25SFP/500-EB20 P20*	24 PZ	
05.9099970000	**GUIDA QUADRO 25SFP/500-EB20 P20 PARZ.DX** / *RIGHT DRAWER SLIDE 25SFP/500-EB20 P20*	24 PZ	
05.F909995700	**GUIDA QUADRO 25SFP/300-EB20 P20 PARZ.SX** / *LEFT PART.EXT.PUSH SLIDE 25SFP/300 EB20*	24 PZ	
05.F909995800	**GUIDA QUADRO 25SFP/300-EB20 P20 PARZ.DX** / *RIGHT PART.EXT.PUSH SLIDE 25SFP/300 EB20*	24 PZ	
05.F909996100	**GUIDA QUADRO 25SFP/350-EB20 P20 PARZ.SX** / *LEFT PART.EXT.PUSH SLIDE 25SFP/350 EB20*	24 PZ	
05.F909996200	**GUIDA QUADRO 25SFP/350-EB20 P20 PARZ.DX** / *RIGHT PART.EXT.PUSH SLIDE 25SFP/350 EB20*	24 PZ	
05.F909996500	**GUIDA QUADRO 25SFP/400-EB20 P20 PARZ.SX** / *LEFT PART.EXT.PUSH SLIDE 25SFP/400 EB20*	24 PZ	
05.F909996600	**GUIDA QUADRO 25SFP/400-EB20 P20 PARZ.DX** / *RIGHT PART.EXT.PUSH SLIDE 25SFP/400 EB20*	24 PZ	
05.F909996700	**GUIDA QUADRO 25SFP/450-EB20 P20 PARZ.SX** / *LEFT PART.EXT.PUSH SLIDE 25SFP/450 EB20*	24 PZ	
05.F909996800	**GUIDA QUADRO 25SFP/450-EB20 P20 PARZ.DX** / *RIGHT PART.EXT.PUSH SLIDE 25SFP/450 EB20*	24 PZ	
05.F75806S000	**AGGANCIO SX PER GUIDA QUADRO** / *LEFT SLIDE CONNECTION*	20 PZ	100 PZ
05.F75807D000	**AGGANCIO DX PER GUIDA QUADRO** / *RIGHT SLIDE CONNECTION*	20 PZ	100 PZ

NL - 12 mm

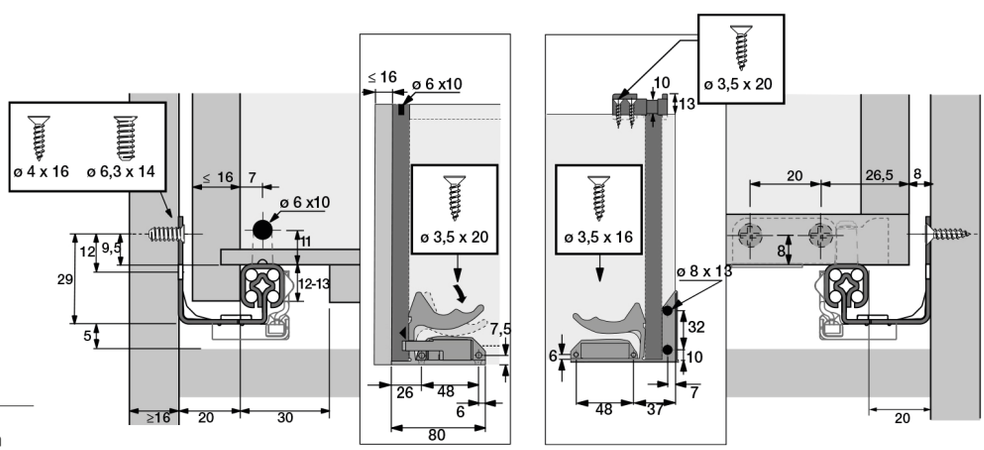

NL mm	≥ KT mm	EL mm	b1 mm
250	263	50	160
300	313	50	160
320	333	62	192
350	363	62	192
380	393	62	224
400	413	74	224
420	433	74	224
450	463	86	256
480	493	86	256
500	513	98	288
520	533	98	288
550	563	98	320

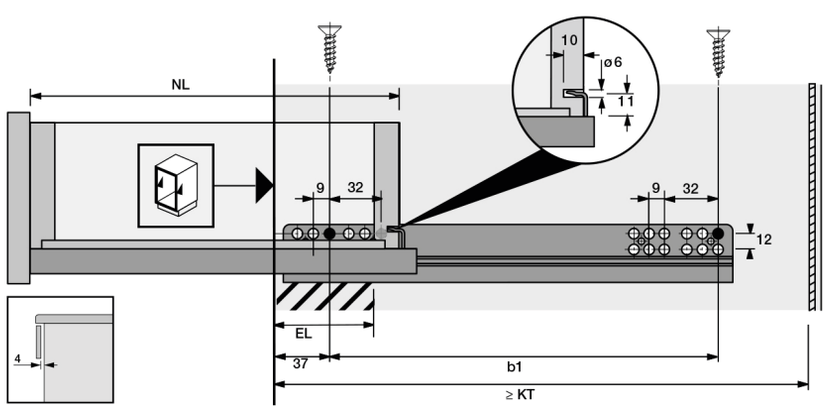

ART. - ITEM
05.0100H

Guida ad estrazione parziale ammortizzata
Soft closing partial extension invisible slide

Guida a estrazione parziale per cassetti in legno con spondina scanalata Quadro 25 Silent System, portata 25Kg. Utilizzare gli agganci: 05.0102HA
Partial-extension slide Quadro 25 Silent System, for wooden drawers with groovedframe. Load capacity: 25Kg. Clips: 05.0102HA

hettich



COD.	DESCRIZIONE / DESCRIPTION		
05.F901531500	**GUIDA QUADRO 25SFD/400-EB20 S.S.2 PAR.SX** / *LEFT PARTIAL EXT.SLIDE S.S 25SFD/400*	30 PZ	
05.F901531600	**GUIDA QUADRO 25SFD/400-EB20 S.S.2 PAR.DX** / *RIGHT PARTIAL EXT.SLIDE S.S 25SFD/400*	30 PZ	
05.F904529100	**GUIDA QUADRO 25SFD/250-EB20 S.S.2 PAR.SX** / *LEFT PARTIAL EXT.SLIDE S.S 25SFD/250*	30 PZ	
05.F904529300	**GUIDA QUADRO 25SFD/250-EB20 S.S.2 PAR.DX** / *RIGHT PARTIAL EXT.SLIDE S.S 25SFD/250*	30 PZ	
05.F904827400	**GUIDA QUADRO 25SFD/350-EB20 S.S.2 PAR.SX** / *LEFT PARTIAL EXT.SLIDE S.S 25SFD/350*	30 PZ	
05.F904827500	**GUIDA QUADRO 25SFD/350-EB20 S.S.2 PAR.DX** / *RIGHT PARTIAL EXT.SLIDE S.S 25SFD/350*	30 PZ	
05.F904831000	**GUIDA QUADRO 25SFD/450-EB20 S.S.2 PAR.SX** / *LEFT PARTIAL EXT.SLIDE S.S 25SFD/450*	30 PZ	
05.F904831100	**GUIDA QUADRO 25SFD/450-EB20 S.S.2 PAR.DX** / *RIGHT PARTIAL EXT.SLIDE S.S 25SFD/450*	30 PZ	
05.F904910100	**GUIDA QUADRO 25SFD/500-EB20 S.S.2 PAR.SX** / *LEFT PARTIAL EXT.SLIDE S.S 25SFD/500*	30 PZ	
05.F904910200	**GUIDA QUADRO 25SFD/500-EB20 S.S.2 PAR.DX** / *RIGHT PARTIAL EXT.SLIDE S.S 25SFD/500*	30 PZ	
05.F904960100	**GUIDA QUADRO 25SFD/300-EB20 S.S.2 PAR.SX** / *LEFT PARTIAL EXT.SLIDE S.S 25SFD/300*	30 PZ	
05.F904960600	**GUIDA QUADRO 25SFD/300-EB20 S.S.2 PAR.DX** / *RIGHT PARTIAL EXT.SLIDE S.S 25SFD/300*	30 PZ	
05.F75806S000	**AGGANCIO SX PER GUIDA QUADRO** / *LEFT SLIDE CONNECTION*	20 PZ	100 PZ
05.F75807D000	**AGGANCIO DX PER GUIDA QUADRO** / *RIGHT SLIDE CONNECTION*	20 PZ	100 PZ

NL mm	≥ KT mm	EL mm	b1 mm
250	263	50	160
280	293	50	160
300	313	50	160
320	333	62	192
350	363	62	192
380	393	62	224
400	413	74	224
420	433	74	224
450	463	86	256
480	493	86	256
500	513	98	288
520	533	98	288
550	563	98	320

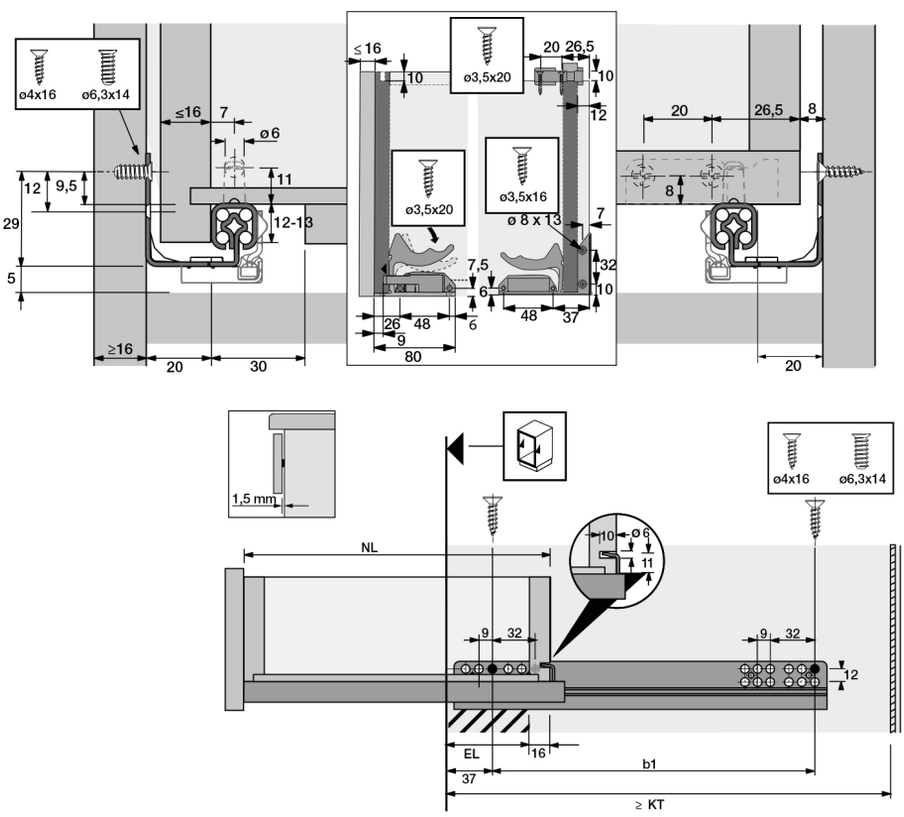

ART. - ITEM
05.0102HP

Guida ad estrazione totale PUSH TO OPEN
Full extension PUSH TO OPEN slide

Guida ad estrazione totale PUSH TO OPEN. Portata: 30Kg.
Utilizzare gli agganci: 05.0102HA
Full extension PUSH TO OPEN slide. Load capacity: 30Kg. Clips: 05.0102HA



COD.	DESCRIZIONE / DESCRIPTION		
05.0910511800	**GUIDA QUADRO V6 25/500 ESTRAZ.TOT.PUSH** / *FULL EXTENSION PUSH SLIDE V6 25/500*	20 CP	
05.F910512100	**GUIDA QUADRO V6 25/400 ESTRAZ.TOT.PUSH** / *FULL EXTENSION PUSH SLIDE V6 25/400*	20 CP	
05.F910512300	**GUIDA QUADRO V6 25/300 ESTRAZ.TOT.PUSH** / *FULL EXTENSION PUSH SLIDE V6 25/300*	20 CP	
05.F910590700	**GUIDA QUADRO V6 25/450 ESTRAZ.TOT.PUSH** / *FULL EXTENSION PUSH SLIDE V6 25/450*	20 CP	
05.F910592900	**GUIDA QUADRO V6 25/350 ESTRAZ.TOT.PUSH** / *FULL EXTENSION PUSH SLIDE V6 25/350*	20 CP	
05.0921996600	**ADATTATORE PER STABILIZZATORE P20 TIPO A** / *ADAPTER FOR SYNCHRONISATION P20 TYPE A*	200 PZ	
05.0921996700	**ASTA DI SINCRONIZZAZIONE P20, 1097MM.** / *SYNCHRONIZATION ROD P20 MM.1097*	10 PZ	
05.F75806S000	**AGGANCIO SX PER GUIDA QUADRO** / *LEFT SLIDE CONNECTION*	20 PZ	100 PZ
05.F75807D000	**AGGANCIO DX PER GUIDA QUADRO** / *RIGHT SLIDE CONNECTION*	20 PZ	100 PZ

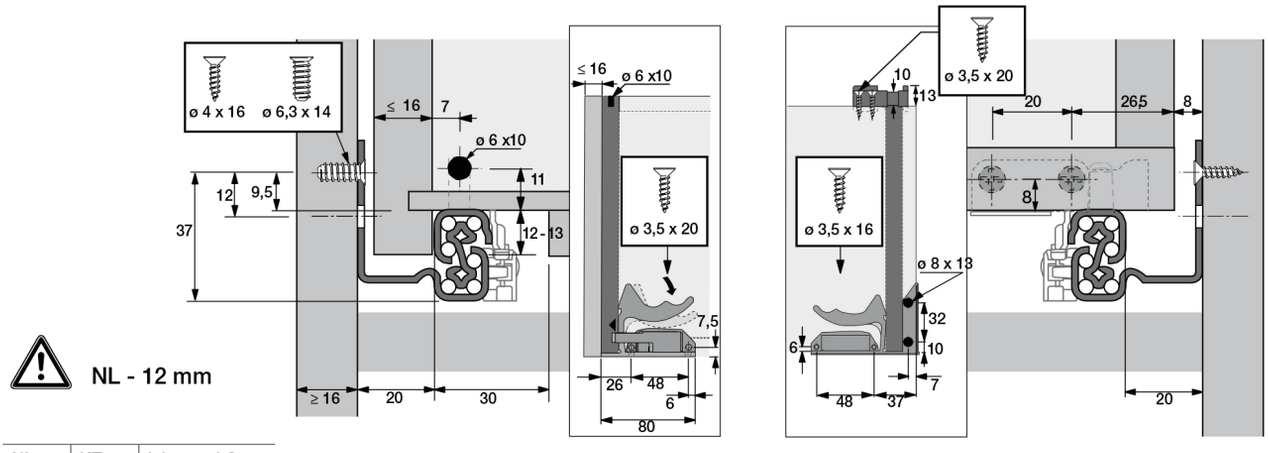

NL - 12 mm

NL mm	KT mm	b1 mm	b2 mm
250	263	142	-
280	293	160	-
300	313	192	-
320	333	192	-
350	363	192	-
380	393	224	-
400	413	224	-
420	433	224	-
450	463	256	-
480	493	256	-
500	513	288	224
520	533	288	224
550	563	288	224
580	593	352	-
600	613	352	-

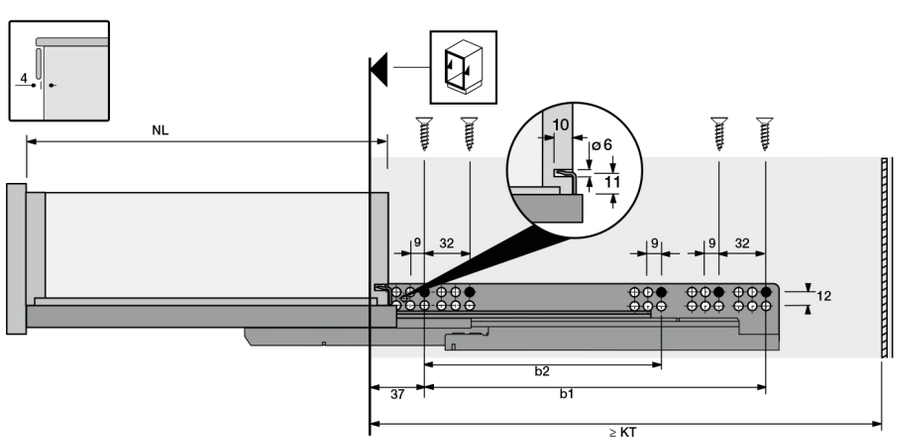

ART. - ITEM
05.0102H

Guida ad estrazione totale ammortizzata
Soft closing full extension slide

Guida a estrazione totale per cassetti in legno con spondina scanalata Quadro V6Silent System. Portata: 30kg. Utilizzare gli agganci: 05.0102HA
Full extension slide Quadro V6 with Silent System, for wooden drawers with grooved frame. Load capacity: 30kg. Clips: 05.0102HA



COD.	DESCRIZIONE / DESCRIPTION		
05.F452840000	**GUIDA QUADRO V6/280-20 S.S.2 ART.45284** / *FULL EXTENSION SLIDE S.S. V6/280 EB20*	20 CP	
05.F452850000	**GUIDA QUADRO V6/300-20 S.S.2 ART.45285** / *FULL EXTENSION SLIDE S.S. V6/300 EB20*	20 CP	
05.F452860000	**GUIDA QUADRO V6/320-20 S.S.2 ART.45286** / *FULL EXTENSION SLIDE S.S. V6/320 EB20*	20 CP	
05.F452870000	**GUIDA QUADRO V6/350-20 S.S.2 ART.45287** / *FULL EXTENSION SLIDE S.S. V6/350 EB20*	20 CP	
05.F452880000	**GUIDA QUADRO V6/380-20 S.S.2 ART.45288** / *FULL EXTENSION SLIDE S.S. V6/380 EB20*	20 CP	
05.F452890000	**GUIDA QUADRO V6/400-20 S.S.2 ART.45289** / *FULL EXTENSION SLIDE S.S. V6/400 EB20*	20 CP	
05.F452900000	**GUIDA QUADRO V6/420-20 S.S.2 ART.45290** / *FULL EXTENSION SLIDE S.S. V6/420 EB20*	20 CP	
05.F452910000	**GUIDA QUADRO V6/450-20 S.S.2 ART.45291** / *FULL EXTENSION SLIDE S.S. V6/450 EB20*	20 CP	
05.F452920000	**GUIDA QUADRO V6/480-20 S.S.2 ART.45292** / *FULL EXTENSION SLIDE S.S. V6/480 EB20*	20 CP	
05.F452930000	**GUIDA QUADRO V6/500-20 S.S.2 ART.45293** / *FULL EXTENSION SLIDE S.S. V6/500 EB20*	20 CP	
05.F452940000	**GUIDA QUADRO V6/520-20 S.S.2 ART.45294** / *FULL EXTENSION SLIDE S.S V6/520 EB20*	20 CP	
05.F452950000	**GUIDA QUADRO V6/550-20 S.S.2 ART.45295** / *FULL EXTENSION SLIDE S.S V6/550 EB20*	20 CP	
05.F452970000	**GUIDA QUADRO V6/600-20 S.S.2 ART.45297** / *FULL EXTENSION SLIDE S.S. V6/600 EB20*	20 CP	
05.F904930600	**GUIDA QUADRO V6/250 S.S.2 ESTR.TOT.SX** / *LEFT FULL EXTENSION SLIDE S.S.V6/250-20*	20 CP	
05.F904930700	**GUIDA QUADRO V6/250 S.S.2 ESTR.TOT.DX** / *RIGHT FULL EXTENSION SLIDE S.S.V6-250*	20 CP	
05.F75806S000	**AGGANCIO SX PER GUIDA QUADRO** / *LEFT SLIDE CONNECTION*	20 PZ	100 PZ
05.F75807D000	**AGGANCIO DX PER GUIDA QUADRO** / *RIGHT SLIDE CONNECTION*	20 PZ	100 PZ

NL - 12 mm

NL mm	KT mm	b1 mm	b2 mm
250	263	142	-
280	293	160	-
300	313	192	-
320	333	192	-
350	363	192	-
380	393	224	-
400	413	224	-
420	433	224	-
450	463	256	-
480	493	256	-
500	513	288	224
520	533	288	224
550	563	288	224
580	593	352	-
600	613	352	-

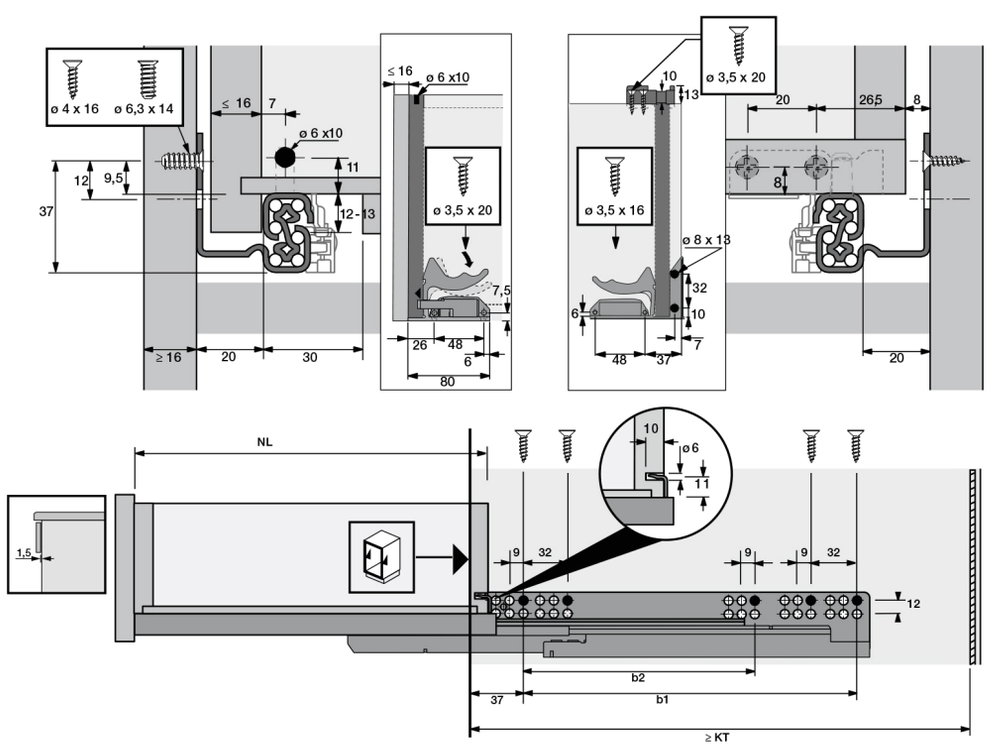

ART. - ITEM
05.0102HA

Aggancio per guida QUADRO
Clips for slide

Aggancio per guida QUADRO.
Clips for slide.



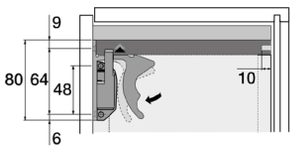

COD.	DESCRIZIONE / DESCRIPTION		
05.F75806S000	**AGGANCIO SX PER GUIDA QUADRO** / *LEFT SLIDE CONNECTION*	20 PZ	100 PZ
05.F75807D000	**AGGANCIO DX PER GUIDA QUADRO** / *RIGHT SLIDE CONNECTION*	20 PZ	100 PZ

ART. - ITEM
05.1024D

Guida Quadro 4D V6 a estrazione totale con Silent System

Quadro drawer slide 4D V6 full extension w/Sylent System

Guida Quadro 4D V6 a estrazione totale con Silent System. Quadro 4D è la guida ideale per l'accurata realizzazione delle massime esigenze di design. Comoda regolazione su 4 livelli:in verticale, orizzontale, inclinazione e profondità. Montaggio rapido e intuitivo senza utensili. Guida a estrazione totale per una visuale perfetta e una comoda accessibilità. Accessori 05.09183. Utilizzando l'art. 05.0924631500 la guida oltre che Silent System diventerà anche PUSH TO OPEN.

Quadro 4D V6 full extension with Silent System. Quadro 4D is the ideal slide forthe accurate realization of the highest design standards. Easy adjustment for 4 levels: vertical, horizontal, tilt and depth.Quick and intuitive mounting without tools. Full extension runner for a perfect view and easy accessibility. Accessories kit 05.09183. Using item 05.0924631500 the runner will be also PUSH TO OPEN



COD.	DESCRIZIONE / DESCRIPTION		
05.01024D3009	**GUIDA QUADRO 4D ESTR.TOT.MM.300 S.S.** */ QUADRO DRAWER SLIDE F/EXTENSION 300MM SS*	10 CP	
05.01024D3509	**GUIDA QUADRO 4D ESTR.TOT.MM.350 S.S.** */ QUADRO DRAWER SLIDE F/EXTENSION 350MM SS*	10 CP	
05.01024D4009	**GUIDA QUADRO 4D ESTR.TOT.MM.400 S.S.** */ QUADRO DRAWER SLIDE F/EXTENSION 400MM SS*	10 CP	
05.01024D4509	**GUIDA QUADRO 4D ESTR.TOT.MM.450 S.S.** */ QUADRO DRAWER SLIDE F/EXTENSION 450MM SS*	10 CP	
05.01024D5009	**GUIDA QUADRO 4D ESTR.TOT.MM.500 S.S.** */ QUADRO DRAWER SLIDE F/EXTENSION 500MM SS*	10 CP	
05.01024D5509	**GUIDA QUADRO 4D ESTR.TOT.MM.550 S.S.** */ QUADRO DRAWER SLIDE F/EXTENSION 550MM SS*	10 CP	
05.01024D6009	**GUIDA QUADRO 4D ESTR.TOT.MM.600 S.S.** */ QUADRO DRAWER SLIDE F/EXTENSION 600MM SS*	10 CP	
05.0924631500	**PUSH TO OPEN SILENT 2.0 PER QUADRO 4D** */ PUSH TO OPEN SILENT 2.0*	1 PZ	
05.0924631600	**PUSH TO OPEN SILENT X QUADRO 4D 10-30KG** */ PUSH TO OPEN SILENT 2.0 10-30 KG*	1 PZ	
05.0921996700	**ASTA DI SINCRONIZZAZIONE P20, 1097MM.** */ SYNCHRONIZATION ROD P20 MM.1097*	10 PZ	
05.0918318500	**AGGANCIO SX PER GUIDA QUADRO 4D** */ LEFT HOOK FOR QUADRO RUNNER 4D*	10 PZ	100 PZ
05.0918318600	**AGGANCIO DX PER GUIDA QUADRO 4D** */ RIGHT HOOK FOR QUADRO RUNNER 4D*	10 PZ	100 PZ
05.0918318700	**REGOLAZ. INCLIN.SX PER GUIDE QUADRO 4D** */ LEFT TILT ADJUST.FOR QUADRO RUNNER 4D*	10 PZ	100 PZ
05.0918319000	**REGOLAZ. INCLIN.DX PER GUIDE QUADRO 4D** */ RIGHT TILT ADJUST.FOR QUADRO RUNNER 4D*	10 PZ	100 PZ

NL mm	KT mm	b1 mm	b2 mm	
250	263	142	- 4	X
280	293	160	- 4	X
300	313	192	- 4	X
320	333	192	- 4	X
350	363	192	- 4	X
380	393	224	- 4	X
400	413	224	- 4	X
420	433	224	- 4	X
450	463	256	- 4	X
480	493	256	- 4	X
500	513	288	224	4 X
520	533	288	224	4 X
550	563	288	224	4 X
580	593	352	- 4	X
600	613	352	- 4	X

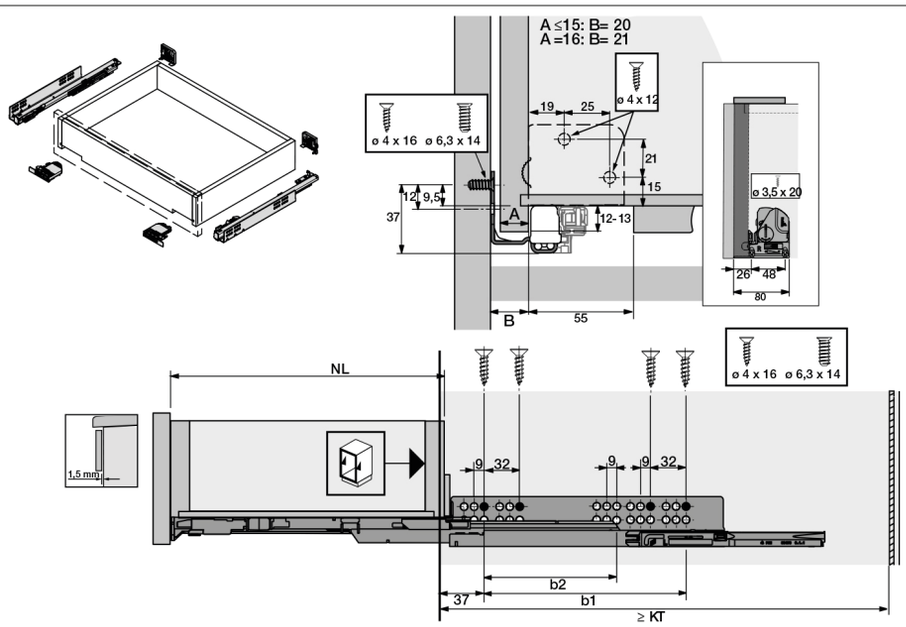

ART. - ITEM
05.1024P

Guida Quadro 4D V6 a estrazione totale con Push to open

Quadro drawer slide 4D V6 full extention w/Push to open

Guida Quadro 4D V6 a estrazione totale con Push to Open. Quadro 4D è la guida ideale per l'accurata realizzazione delle massime esigenze di design. Comoda regolazione su 4 livelli:in verticale, orizzontale, inclinazione e profondità. Montaggio rapido e intuitivo senza utensili. Guida a estrazione totale per una visuale perfetta e una comoda accessibilità. Accessori 05.09183.

Quadro 4D V6 full extension with Push to Open. Quadro 4D is the ideal slide for the accurate realization of the highest design standards. Easy adjustment for 4 levels: vertical, horizontal, tilt and depth. Quick and intuitive mounting withouttools. Full extension runner for a perfect view and easy accessibility. Accessories kit 05.09183.

hettich



COD.	DESCRIZIONE / DESCRIPTION		
05.01024P3009	**GUIDA QUADRO 4D ESTR.TOT.MM.300 PUSH** / *QUADRO DRAWER SLIDE F/EXT. 300MM PUSH*	10 CP	
05.01024P3509	**GUIDA QUADRO 4D ESTR.TOT.MM.350 PUSH** / *QUADRO DRAWER SLIDE F/EXT. 350MM PUSH*	10 CP	
05.01024P4009	**GUIDA QUADRO 4D ESTR.TOT.MM.400 PUSH** / *QUADRO DRAWER SLIDE F/EXT. 400MM PUSH*	10 CP	
05.01024P4509	**GUIDA QUADRO 4D ESTR.TOT.MM.450 PUSH** / *QUADRO DRAWER SLIDE F/EXT. 450MM PUSH*	10 CP	
05.01024P5009	**GUIDA QUADRO 4D ESTR.TOT.MM.500 PUSH** / *QUADRO DRAWER SLIDE F/EXT. 500MM PUSH*	10 CP	
05.0921996600	**ADATTATORE PER STABILIZZATORE P20 TIPO A** / *ADAPTER FOR SYNCHRONISATION P20 TYPE A*	200 PZ	
05.0921996700	**ASTA DI SINCRONIZZAZIONE P20, 1097MM.** / *SYNCHRONIZATION ROD P20 MM.1097*	10 PZ	
05.0918318500	**AGGANCIO SX PER GUIDA QUADRO 4D** / *LEFT HOOK FOR QUADRO RUNNER 4D*	10 PZ	100 PZ
05.0918318600	**AGGANCIO DX PER GUIDA QUADRO 4D** / *RIGHT HOOK FOR QUADRO RUNNER 4D*	10 PZ	100 PZ
05.0918318700	**REGOLAZ. INCLIN.SX PER GUIDE QUADRO 4D** / *LEFT TILT ADJUST.FOR QUADRO RUNNER 4D*	10 PZ	100 PZ
05.0918319000	**REGOLAZ. INCLIN.DX PER GUIDE QUADRO 4D** / *RIGHT TILT ADJUST.FOR QUADRO RUNNER 4D*	10 PZ	100 PZ

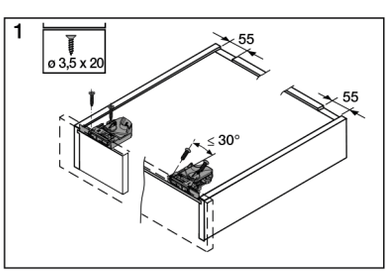

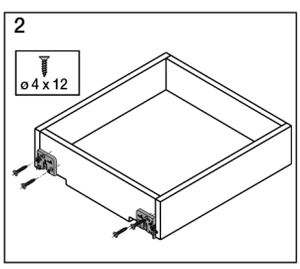

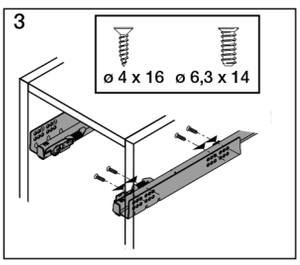

NL mm	KT mm	b1 mm	b2 mm	
250	263	142	- 4	X
300	313	192	- 4	X
320	333	192	- 4	X
350	363	192	- 4	X
380	393	224	- 4	X
400	413	224	- 4	X
420	433	256	- 4	X
450	463	256	- 4	X
480	493	256	- 4	X
500	513	288	224	4 X
520	533	288	224	4 X
550	563	288	224	4 X
580	593	352	- 4	X
600	613	352	- 4	X

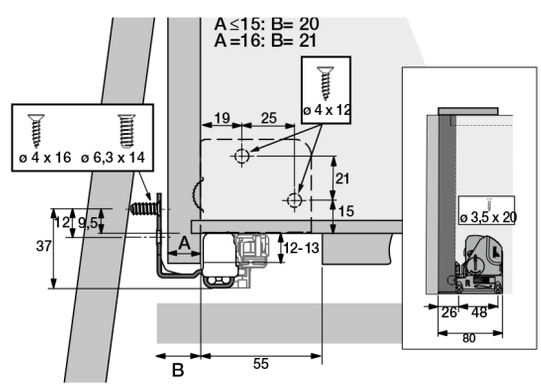

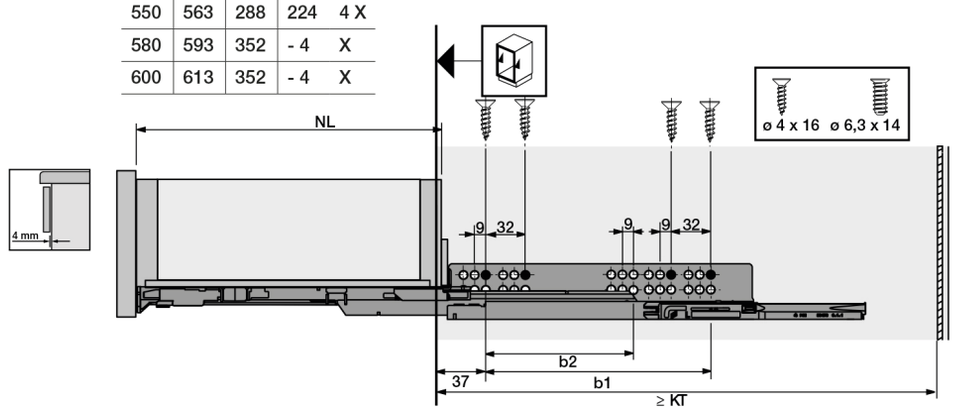

ART. - ITEM
05.09183

Accessori per guida Quadro 4D
Quadro drawer runner 4D accessories

Aggancio per cassetti in legno con fondo scanalato destro e sinistro con regolazione altezza +2mm e regolazione orizzontale +/-1,5mm. Regolazione dell'inclinazione per cassetti in legno con fondo scanalato
Hook for wooden drawers with grooved bottom left and right with adjustable height +2mm and horizontal adjustment +/- 1.5mm. Tilt adjustment for wooden drawers with grooved bottom.



COD.	DESCRIZIONE / DESCRIPTION		
05.0918318500	**AGGANCIO SX PER GUIDA QUADRO 4D** */ LEFT HOOK FOR QUADRO RUNNER 4D*	10 PZ	100 PZ
05.0918318600	**AGGANCIO DX PER GUIDA QUADRO 4D** */ RIGHT HOOK FOR QUADRO RUNNER 4D*	10 PZ	100 PZ
05.0918318700	**REGOLAZ. INCLIN.SX PER GUIDE QUADRO 4D** */ LEFT TILT ADJUST.FOR QUADRO RUNNER 4D*	10 PZ	100 PZ
05.0918319000	**REGOLAZ. INCLIN.DX PER GUIDE QUADRO 4D** */ RIGHT TILT ADJUST.FOR QUADRO RUNNER 4D*	10 PZ	100 PZ

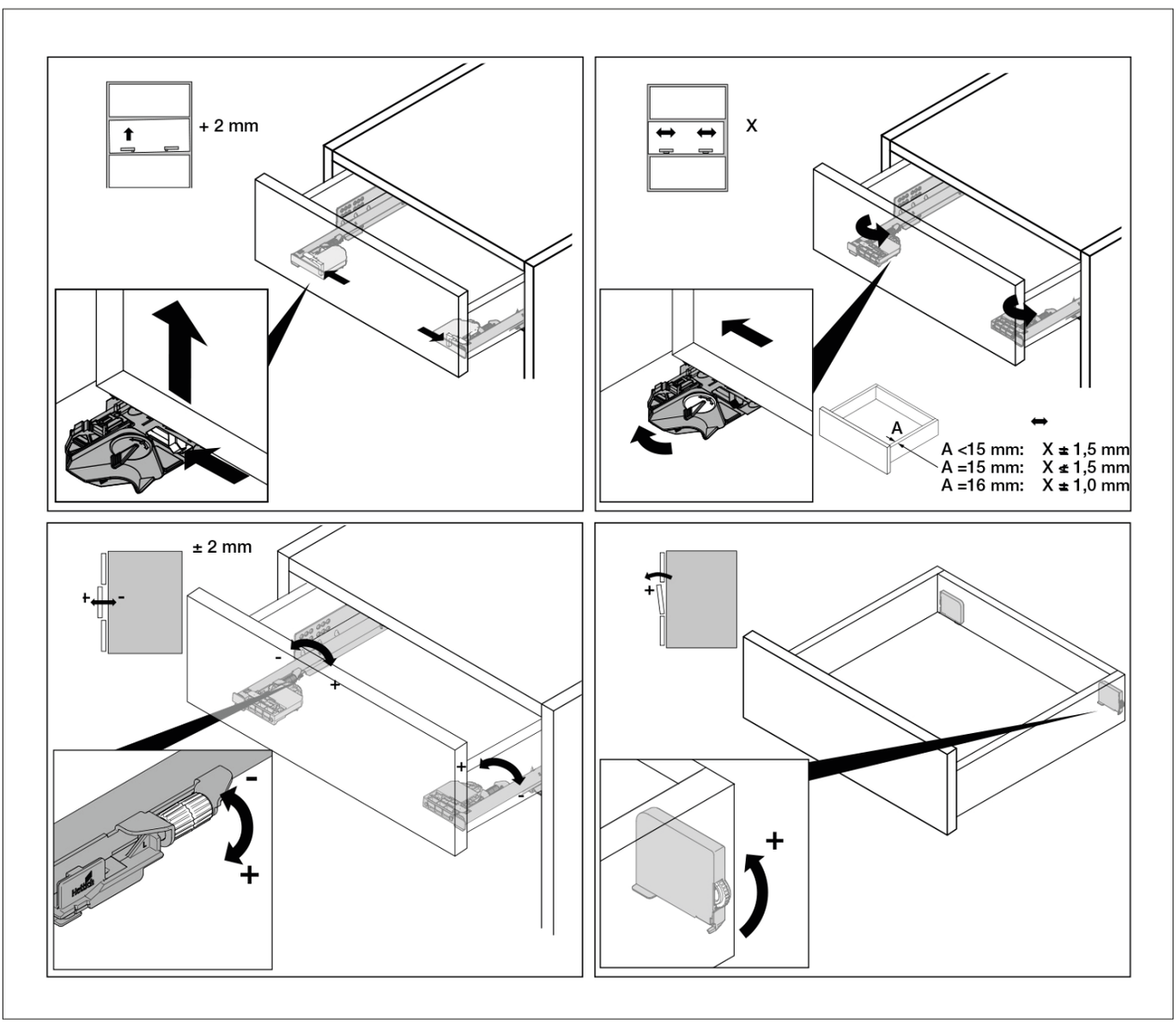

ART. - ITEM
05.0930

Kit cassetto ARCITECH H.94 mm, lunghezza 500 mm

ARCITECH drawer kit H.94 mm, lenght 500 mm

Kit composto da: 1 cp spondine in acciaio verniciato con polveri epossidiche H 94 mm, lunghezza nominale 500 mm. Finitura: argento, bianco o antracite. 1 cp guide Actro con Silent System, lunghezza nominale 500 mm, portata 40 kg. 1 cp giunzioni per pannello posteriore h 94 mm, acciaio. 2 pz dispositivi di fissaggio del frontale da avvitare. 2 pz placche di copertura con logo Hettich. 1 fondo cassetto in truciolare grigio e bianco intercambiabile oppure antracite.1 pannello posteriore in truciolare grigio e bianco intercambiabile oppure antracite.

Kit consisting of: 1 pair drawer side profile H 94 mm, lenght 500 mm. Finishing:white, silver or anthracite. 1 pair Actro slide with Silent Systemlenght 500 mm,load capacity 40kg. 1 pair steel joint for rear panel h 94 mm. 2 pcs srew-in drawer front connectors for drawer side profile. 2 plastic cover caps with Hettich logo. 1 wooden bottom panel grey and white interchangeable or anthracite. 1 wooden rear panel grey and white interchangeable or anthracite.



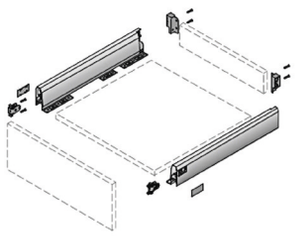

COD.	DESCRIZIONE / DESCRIPTION	
05.0922349900	**KIT CASSETTO ARCITECH 500X450 H.94 ARG.** */ ARCITECH DRAWER KIT 500X450 H.94 SILVER*	1 PZ
05.0922350000	**KIT CASSETTO ARCITECH 500X600 H.94 ARG.** */ ARCITECH DRAWER KIT 500X600 H.94 SILVER*	1 PZ
05.0922350100	**KIT CASSETTO ARCITECH 500X900 H.94 ARG.** */ ARCITECH DRAWER KIT 500X900 H.94 SILVER*	1 PZ
05.0922350200	**KIT CASSETTO ARCITECH 500X1200 H.94 ARG.** */ ARCITECH DRAWER KIT 500X1200 H.94 SILVER*	1 PZ
05.0922350300	**KIT CASSETTO ARCITECH 500X450 H.94 BIAN.** */ ARCITECH DRAWER KIT 500X450 H.94 WHITE*	1 PZ
05.0922350400	**KIT CASSETTO ARCITECH 500X600 H.94 BIAN.** */ ARCITECH DRAWER KIT 500X600 H.94 WHITE*	1 PZ
05.0922350500	**KIT CASSETTO ARCITECH 500X900 H.94 BIAN.** */ ARCITECH DRAWER KIT 500X900 H.94 WHITE*	1 PZ
05.0922350600	**KIT CASSETTO ARCITECH 500X1200 H.94 BIA.** */ ARCITECH DRAWER KIT 500X1200 H.94 WHITE*	1 PZ
05.0922350700	**KIT CASSETTO ARCITECH 500X450 H.94 ANTR.** */ ARCITECH DRAWER KIT 500X450 H.94 ANTHRAC*	1 PZ
05.0922350800	**KIT CASSETTO ARCITECH 500X600 H.94 ANTR.** */ ARCITECH DRAWER KIT 500X600 H.94 ANTHRAC*	1 PZ
05.0922350900	**KIT CASSETTO ARCITECH 500X900 H.94 ANTR.** */ ARCITECH DRAWER KIT 500X900 H.94 ANTHRAC*	1 PZ
05.0922351000	**KIT CASSETTO ARCITECH 500X1200 H.94 ANTR** */ ARCITECH DRAWER KIT 500X1200 H.94 ANTHRA*	1 PZ

ART. - ITEM
05.0940

Kit cassettone ARCITECH H.186 mm, lunghezza 500 mm

ARCITECH drawer kit H.186 mm, lenght 500 mm

Kit composto da: 1 cp spondine in acciaio verniciato con polveri epossidiche H 94 mm, lunghezza nominale 500 mm. Finitura: argento, bianco o antracite. 1 cp guide Actro con Silent System, lunghezza nominale 500 mm, portata 40 kg per larghezza 450/600 mm e 60 kg per larghezza 900/1200. 1 cp giunzioni per pannello posteriore h 186 mm, acciaio. 2 pz dispositivi di fissaggio del frontale da avvitare. 2 pz placche di copertura con logo Hettich. 1 cp ringhierine longitudinali, lunghezza 500 mm. 2 pz dispositivi di fissaggio del frontale per ringhierina da avvitare. 1 fondo cassetto in truciolare grigio e bianco intercambiabile oppure antracite.1 pannello posteriore in truciolare grigio e bianco intercambiabile oppure antracite.

Kit consisting of: 1 pair drawer side profile H 94 mm, lenght 500 mm. Finishing:white, silver or anthracite. 1 pair Actro slide with Silent System lenght 500 mm, load capacity 40kg for width 450/600 mm and 60kg for width 900/1200. 1 pair steel joint for rear panel h 186 mm. 2 pcs srew-in drawer front connectors for drawer side profile. 2 plastic cover caps with Hettich logo. 1 pair rails lenght 500 mm. 2 pcs srew-in drawer front connectors for rails. 1 wooden bottom panel grey and white interchangeable or anthracite . 1 wooden rear panel grey and white interchangeable or anthracite.



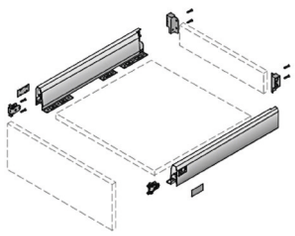

COD.	DESCRIZIONE / DESCRIPTION	
05.0922351100	**KIT CASS.NE ARCITECH 500X450 H.186 ARG.** */ ARCITECH DRAWER KIT 500X450 H.186 SILVER*	1 PZ
05.0922351200	**KIT CASS.NE ARCITECH 500X600 H.186 ARG.** */ ARCITECH DRAWER KIT 500X600 H.186 SILVER*	1 PZ
05.0922351300	**KIT CASS.NE ARCITECH 500X900 H.186 ARG.** */ ARCITECH DRAWER KIT 500X900 H.186 SILVER*	1 PZ
05.0922351400	**KIT CASS.NE ARCITECH 500X1200 H.186 ARG.** */ ARCITECH DRAWER KIT 500X1200 H.186 SILV.*	1 PZ
05.0922351500	**KIT CASS.NE ARCITECH 500X450 H.186 BIAN.** */ ARCITECH DRAWER KIT 500X450 H.186 WHITE*	1 PZ
05.0922351600	**KIT CASS.NE ARCITECH 500X600 H.186 BIA.** */ ARCITECH DRAWER KIT 500X600 H.186 WHITE*	1 PZ
05.0922351700	**KIT CASS.NE ARCITECH 500X900 H.186 BIAN.** */ ARCITECH DRAWER KIT 500X900 H.186 WHITE*	1 PZ
05.0922351800	**KIT CASS.NE ARCITECH 500X1200 H.186 BIA.** */ ARCITECH DRAWER KIT 500X1200 H.186 WHITE*	1 PZ
05.0922351900	**KIT CASS.NE ARCITECH 500X450 H.186 ANTR.** */ ARCITECH DRAWER KIT 500X450 H.186 ANTHR.*	1 PZ
05.0922352000	**KIT CASS.NE ARCITECH 500X600 H.186 ANTR.** */ ARCITECH DRAWER KIT 500X600 H.186 ANTHR.*	1 PZ
05.0922352100	**KIT CASS.NE ARCITECH 500X900 H.186 ANTR.** */ ARCITECH DRAWER KIT 500X900 H.186 ANTHR.*	1 PZ
05.0922352200	**KIT CASS.NE ARCITECH 500X1200 H.186 ANTR** */ ARCITECH DRAWER KIT 500X1200 H.186 ANTHR*	1 PZ

ART. - ITEM
05.0950

Kit cassettone ARCITECH H.218 mm, lunghezza 500 mm

ARCITECH drawer kit H.218 mm, lenght 500 mm

Kit composto da: 1 cp spondine in acciaio verniciato con polveri epossidiche H 94 mm, lunghezza nominale 500 mm. Finitura: argento, bianco o antracite. 1 cp guide Actro con Silent System, lunghezza nominale 500 mm, portata 40 kg per larghezza 450/600 mm e 60 kg per larghezza 900/1200. 1 cp giunzioni per pannello posteriore h 218 mm, acciaio. 2 pz dispositivi di fissaggio del frontale da avvitare. 2 pz placche di copertura con logo Hettich. 1 cp ringhierine longitudinali, lunghezza 500 mm. 2 pz dispositivi di fissaggio del frontale per ringhierina da avvitare. 1 fondo cassetto in truciolare grigio e bianco intercambiabile oppure antracite.1 pannello posteriore in truciolare grigio e bianco intercambiabile oppure antracite.

Kit consisting of: 1 pair drawer side profile H 94 mm, lenght 500 mm. Finishing:white, silver or anthracite. 1 pair Actro slide with Silent System lenght 500 mm, load capacity 40kg for width 450/600 mm and 60kg for width 900/1200. 1 pair steel joint for rear panel h 218 mm. 2 pcs srew-in drawer front connectors for drawer side profile. 2 plastic cover caps with Hettich logo. 1 pair rails lenght 500 mm. 2 pcs srew-in drawer front connectors for rails. 1 wooden bottom panel grey and white interchangeable or anthracite . 1 wooden rear panel grey and white interchangeable or anthracite.



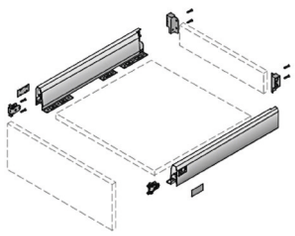

COD.	DESCRIZIONE / DESCRIPTION	
05.0922352300	**KIT CASS.NE ARCITECH 500X450 H.218 ARG.** */ ARCITECH DRAWER KIT 500X450 H.218 SILVER*	1 PZ
05.0922352400	**KIT CASS.NE ARCITECH 500X600 H.218 ARG.** */ ARCITECH DRAWER KIT 500X600 H.218 SILVER*	1 PZ
05.0922352500	**KIT CASS.NE ARCITECH 500X900 H.218 ARG.** */ ARCITECH DRAWER KIT 500X900 H.218 SILVER*	1 PZ
05.0922352600	**KIT CASS.NE ARCITECH 500X1200 H.218 ARG.** */ ARCITECH DRAWER KIT 500X1200 H.218 SILV.*	1 PZ
05.0922352700	**KIT CASS.NE ARCITECH 500X450 H.218 BIAN.** */ ARCITECH DRAWER KIT 500X450 H.218 WHITE*	1 PZ
05.0922352800	**KIT CASS.NE ARCITECH 500X600 H.218 BIAN.** */ ARCITECH DRAWER KIT 500X600 H.218 WHITE*	1 PZ
05.0922353000	**KIT CASS.NE ARCITECH 500X1200 H.218 BIA.** */ ARCITECH DRAWER KIT 500X1200 H.218 WHITE*	1 PZ
05.0922353100	**KIT CASS.NE ARCITECH 500X450 H.218 ANTR.** */ ARCITECH DRAWER KIT 500X450 H.218 ANTHR.*	1 PZ
05.0922353200	**KIT CASS.NE ARCITECH 500X600 H.218 ANTR.** */ ARCITECH DRAWER KIT 500X600 H.218 ANTHR.*	1 PZ
05.0922353300	**KIT CASS.NE ARCITECH 500X900 H.218 ANTR.** */ ARCITECH DRAWER KIT 500X900 H.218 ANTHR.*	1 PZ
05.0922353400	**KIT CASS.NE ARCITECH 500X1200 H.218 ANTR** */ ARCITECH DRAWER KIT 500X1200 H.218 ANTHR*	1 PZ

ART. - ITEM
05.0960

Kit cass.ne sottolavello ARCITECH H.186 mm, lunghezza 500 mm

ARCITECH undersink drawer kit H.186 mm, lenght 500 mm

Kit composto da: 1 cp spondine in acciaio verniciato con polveri epossidiche H 94 mm, lunghezza nominale 500 mm. Finitura: argento, bianco o antracite. 1 cp guide Actro con Silent System, lunghezza nominale 500 mm, portata 40 kg. 2 pz dispositivi di fissaggio del frontale da avvitare. 2 pz placche di copertura con logo Hettich. 1 cp ringhierine longitudinali, lunghezza 500 mm. 2 pz dispositivi di fissaggio del frontale per ringhierina da avvitare. 1 fondo cassetto in truciolare grigio e bianco intercambiabile oppure antracite.1 pannello posteriore sagomato in acciaio, h 186 mm.

Kit consisting of: 1 pair drawer side profile H 94 mm, lenght 500 mm. Finishing:silver, white or anthracite. 1 pair Actro slide with Silent System, lenght 500 mm , load capacity 40 kg. 2 pcs screw-in drawer front connectors for drawer side profile. 2 plastic cover caps with Hettich logo. 1 pair rails lenght 500 mm. 2 pcs screw-in drawer front connectors for rail. 1 wooden bottom panel grey and white interchangeable or anthracite. 1 steel shaped rear panel h 186 mm.



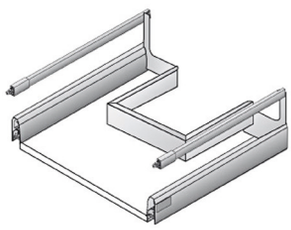

COD.	DESCRIZIONE / DESCRIPTION	
05.0922353500	**KIT SOTTOLAV.ARCITECH 500X900 H.186 ARG.** */ UNDERSINK DRAWER KIT 500X900 H.186 SILVE*	1 PZ
05.0922353600	**KIT SOTTOLAV.ARCITECH 500X1200 H.186 ARG** */ UNDERSINK DRAWER KIT 500X1200 H.186 SILV*	1 PZ
05.0922353700	**KIT SOTTOLAV.ARCITECH 500X900 H.186 BIA.** */ UNDERSINK DRAWER KIT 500X900 H.186 WHITE*	1 PZ
05.0922353800	**KIT SOTTOLAV.ARCITECH 500X1200 H.186 BI.** */ UNDERSINK DRAWER KIT 500X1200 H.186 WHIT*	1 PZ
05.0922353900	**KIT SOTTOLAV.ARCITECH 500X900 H.186 ANTR** */ UNDERSINK DRAWER KIT 500X1200 H.186 ANTH*	1 PZ
05.0922354000	**KIT SOTTOLAV.ARCITECH 500X1200 H.186 ANT** */ UNDERSINK DRAWER KIT 500X1200 H.186 ANTH*	1 PZ

ART. - ITEM
05.0970

Kit cass.ne sottolavello ARCITECH H.218 mm, lunghezza 500 mm

ARCITECH undersink drawer kit H.218 mm, lenght 500 mm

Kit composto da: 1 cp spondine in acciaio verniciato con polveri epossidiche H 94 mm, lunghezza nominale 500 mm. Finitura: argento, bianco o antracite. 1 cp guide Actro con Silent System, lunghezza nominale 500 mm, portata 40 kg. 2 pz dispositivi di fissaggio del frontale da avvitare. 2 pz placche di copertura con logo Hettich. 1 cp ringhierine longitudinali, lunghezza 500 mm. 2 pz dispositivi di fissaggio del frontale per ringhierina da avvitare. 1 fondo cassetto in truciolare grigio e bianco intercambiabile oppure antracite.1 pannello posteriore sagomato in acciaio, h 218 mm.

Kit consisting of: 1 pair drawer side profile H 94 mm, lenght 500 mm. Finishing:silver, white or anthracite. 1 pair Actro slide with Silent System, lenght 500 mm , load capacity 40 kg. 2 pcs screw-in drawer front connectors for drawer side profile. 2 plastic cover caps with Hettich logo. 1 pair rails lenght 500 mm. 2 pcs screw-in drawer front connectors for rail. 1 wooden bottom panel grey and white interchangeable or anthracite. 1 steel shaped rear panel h 218 mm.



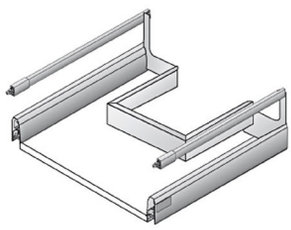

COD.	DESCRIZIONE / DESCRIPTION	
05.0922354100	**KIT SOTTOLAV.ARCITECH 500X900 H.218 ARG.** */ UNDERSINK DRAWER KIT 500X900 H.218 SILV.*	1 PZ
05.0922354200	**KIT SOTTOLAV.ARCITECH 500X1200 H.218 ARG** */ UNDERSINK DRAWER KIT 500X1200 H.218 SILV*	1 PZ
05.0922354300	**KIT SOTTOLAV.ARCITECH 500X900 H.218 BIA.** */ UNDERSINK DRAWER KIT 500X900 H.218 WHITE*	1 PZ
05.0922354400	**KIT SOTTOLAV.ARCITECH 500X1200 H.218 BI.** */ UNDERSINK DRAWER KIT 500X1200 H.218 WHIT*	1 PZ
05.0922354500	**KIT SOTTOLAV.ARCITECH 500X900 H.218 ANTR** */ UNDERSINK DRAWER KIT 500X900 H.218 ANTHR*	1 PZ
05.0922354600	**KIT SOTTOLAV.ARCITECH 500X1200 H.218 ANT** */ UNDERSINK DRAWER KIT 500X1200 H.218 ANTH*	1 PZ

ART. - ITEM
05.0100E

Guide con chiusura ammortizzata
Soft closing partial extension invisible slide

Guide a scomparsa con chiusura ammortizzata estrazione parziale con piolo. Finitura: zincata. Portata: 25Kg a coppia.
Partial extension invisible slide with soft closing and pin. Finishing: zinc plated. Load capacity: 25Kg per couple.



COD.	DESCRIZIONE / DESCRIPTION	
05.0100E02909	**GUIDA ESTR.PARZ.AMM. MM.290 CON PIOLO** / *PART.EXTENSION INV.SLIDE CM.29 W/PIN*	10 CP
05.0100E03409	**GUIDA ESTR.PARZ.AMM. MM.340 CON PIOLO** / *PART.EXTENSION INV.SLIDE CM.34 W/PIN*	10 CP
05.0100E03909	**GUIDA ESTR.PARZ.AMM. MM.390 CON PIOLO** / *PART.EXTENSION INV.SLIDE CM.39 W/PIN*	10 CP
05.0100E04409	**GUIDA ESTR.PARZ.AMM. MM.440 CON PIOLO** / *PART.EXTENSION INV.SLIDE CM.44 W/PIN*	10 CP
05.0100E04909	**GUIDA ESTR.PARZ.AMM. MM.490 CON PIOLO** / *PART.EXTENSION INV.SLIDE CM.49 W/PIN*	10 CP

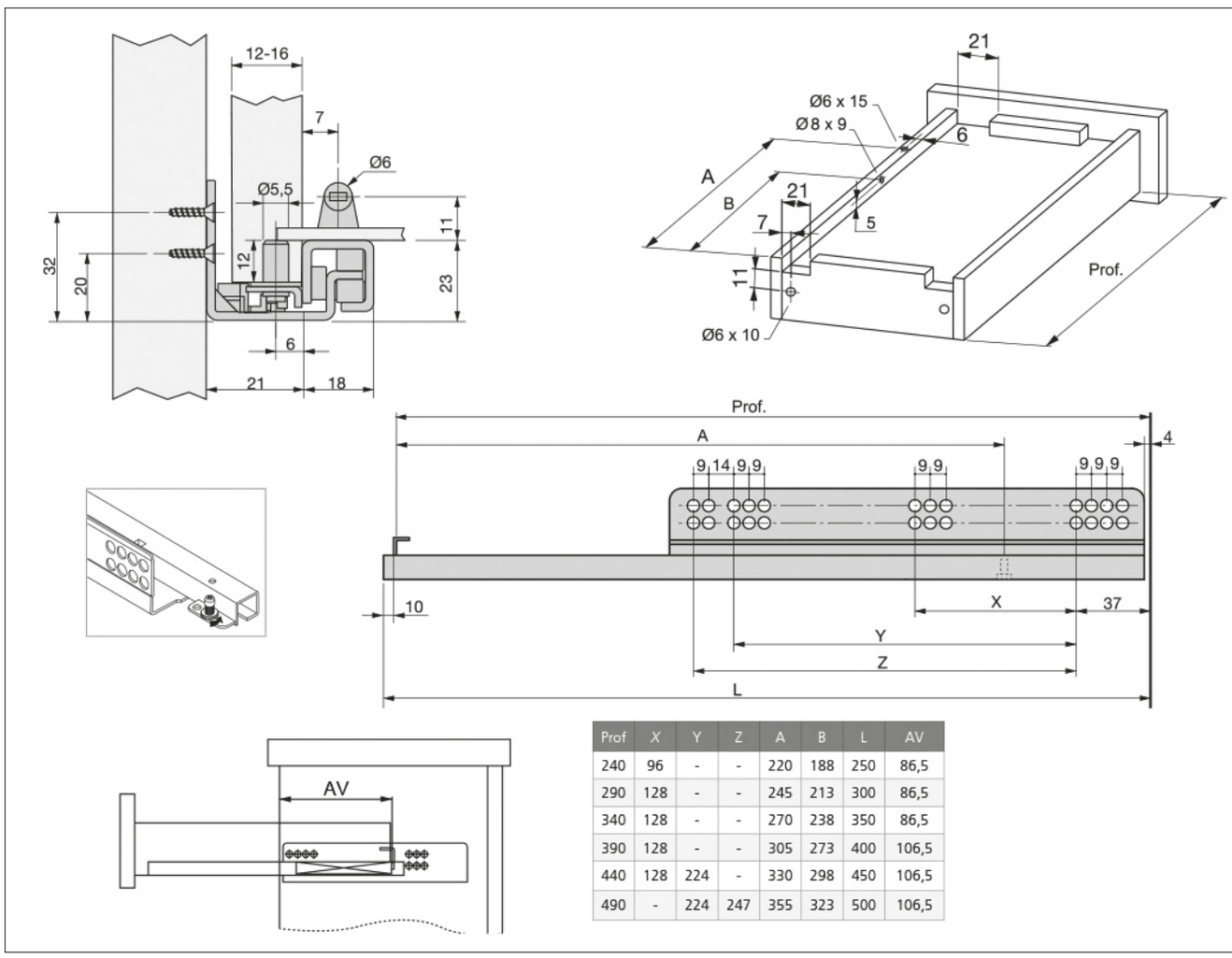

Prof	X	Y	Z	A	B	L	AV
240	96	-	-	220	188	250	86,5
290	128	-	-	245	213	300	86,5
340	128	-	-	270	238	350	86,5
390	128	-	-	305	273	400	106,5
440	128	224	-	330	298	450	106,5
490	-	224	247	355	323	500	106,5

ART. - ITEM
05.0100EC

Guide ad estrazione parziale ammortizzata
Soft closing partial extension invisible slide

Guide con chiusura soft ed aggancio del cassetto per facilitare montaggio e smontaggio rapido dalle guide stesse. Regolazione verticale mediante rotella. Autochiusura e soft su entrambe le guide. Rotolamento su rulli che permettono lo scorrimento in senso orizzontale e verticale. Portata: 25Kg a coppia.
Soft closing partial extension slide with clip for easy assembling and disassembling. Vertical adjustment by wheel. Slides run on delring roller which permit horizontal and vertical guide. Load capacity: 30Kg for couple.



COD.	DESCRIZIONE / DESCRIPTION	
05.0100EC2909	**GUIDA ESTR.PARZ.AMM. MM.290 CON CLIP** / *PART.EXTENSION INV.SLIDE CM.29 W/CLIP*	10 CP
05.0100EC3409	**GUIDA ESTR.PARZ.AMM. MM.340 CON CLIP** / *PART.EXTENSION INV.SLIDE CM.34 W/CLIP*	10 CP
05.0100EC3909	**GUIDA ESTR.PARZ.AMM. MM.390 CON CLIP** / *PART.EXTENSION INV.SLIDE CM.39 W/CLIP*	10 CP
05.0100EC4409	**GUIDA ESTR.PARZ.AMM. MM.440 CON CLIP** / *PART.EXTENSION INV.SLIDE CM.44 W/CLIP*	10 CP
05.0100EC4909	**GUIDA ESTR.PARZ.AMM. MM.490 CON CLIP** / *PART.EXTENSION INV.SLIDE CM.49 W/CLIP*	10 CP

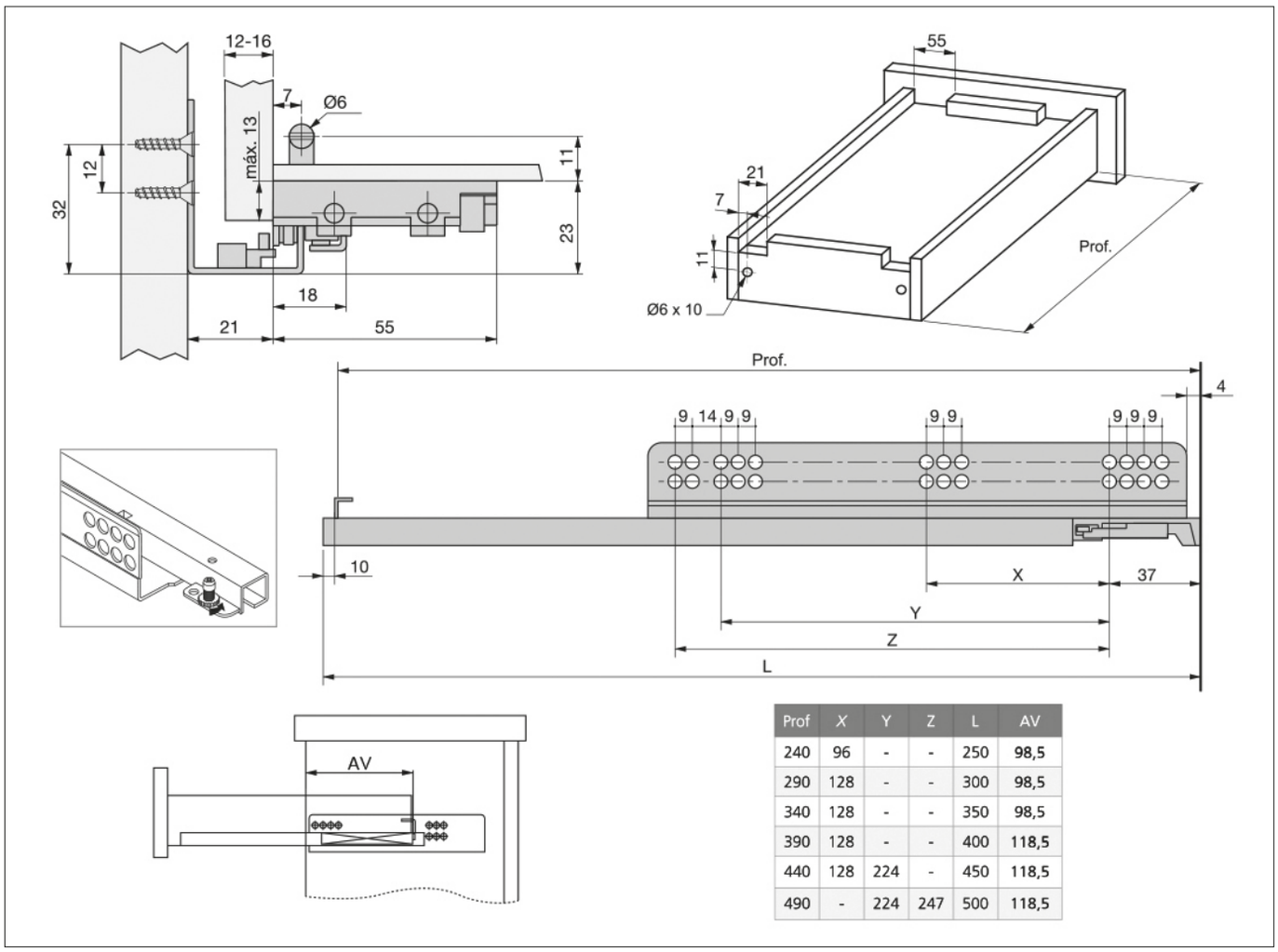

Prof	X	Y	Z	L	AV
240	96	-	-	250	98,5
290	128	-	-	300	98,5
340	128	-	-	350	98,5
390	128	-	-	400	118,5
440	128	224	-	450	118,5
490	-	224	247	500	118,5

ART. - ITEM
05.0100EP

Guide ad estrazione parziale PUSH TO OPEN

Partial extenson PUSH TO OPEN slide

Guide ad estrazione parziale push to open. Sistema di espulsione al premere sul cassetto, rotolamento su rulli di Delrin che permettono lo scorrimento in senso orizzontale e verticale. Regolazione verticale delle guide ±4,5mm. Portata: 25kg a coppia.Finitura: zincata

Partial extenson PUSH TO OPEN slide. Rolling system on delrin rollers that allows horizontally and vertically scrolling. Vertical adjustment: ±4,5 mm.Load capacity: 25Kg for couple. Finishishing: zinc plated.



COD.	DESCRIZIONE / DESCRIPTION	
05.0100EP2909	**GUIDA PUSH ESTRAZIONE PARZIALE MM.290** / *PART.EXT.PUSH INV.SLIDE CM.29*	10 CP
05.0100EP4409	**GUIDA PUSH ESTRAZIONE PARZIALE MM.440** / *PART.EXT.PUSH INV.SLIDE CM.44*	10 CP
05.0100EP4909	**GUIDA PUSH ESTRAZIONE PARZIALE MM.490** / *PART.EXT.PUSH INV.SLIDE CM.49*	10 CP

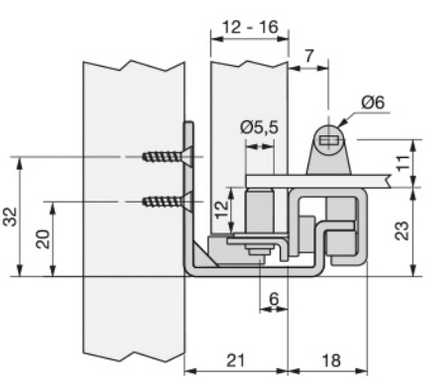

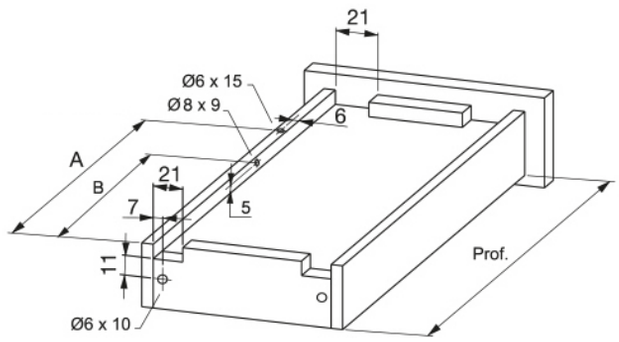

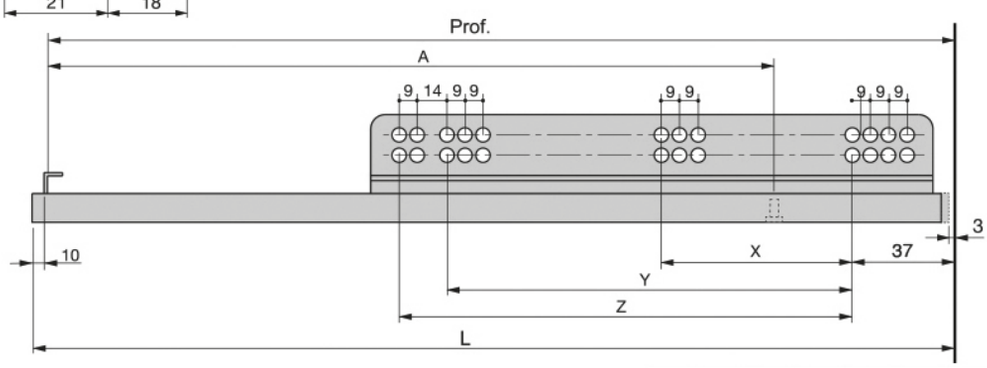

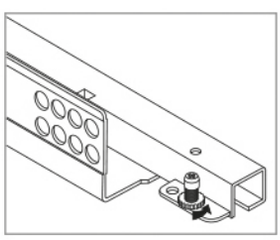

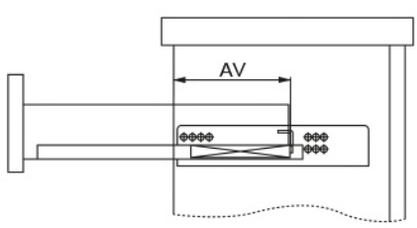

Prof	X	Y	Z	A	B	L	AV
240	96	-	-	221	189	250	86,5
290	128	-	-	271	239	300	86,5
340	128	-	-	321	289	350	86,5
390	128	-	-	371	339	400	106,5
440	128	224	-	421	389	450	106,5
490	-	224	247	471	439	500	106,5

ART. - ITEM
05.0102E

Guida ad estrazione totale ammortizzata
Soft closing full extraction slide

Guida con piolo, a chiusura automatica e ammortizzatore in ambedue le guide. Rotolamento su rulli di Delrin che permettono lo scorrimento in senso orizzontale e verticale, regolazione verticale +4,5mm. Portata 25Kg. Finitura: zincata.
Slide with pin and automatic closing. Rolling on delrin rollers that allow vertical and horizontal adjustment. Vertical adjustment +4,5mm. Load capacity 25Kg. Finishing: zinc plated.



COD.	DESCRIZIONE / DESCRIPTION	
05.0102E02909	**GUIDA ESTR.TOT.AMM. MM.290 CON PIOLO** / *FULL EXTENSION INV.SLIDE CM.29 W/PIN*	10 CP
05.0102E03409	**GUIDA ESTR.TOT.AMM. MM.340 CON PIOLO** / *FULL EXTENSION INV.SLIDE CM.34 W/PIN*	10 CP
05.0102E03909	**GUIDA ESTR.TOT.AMM. MM.390 CON PIOLO** / *FULL EXTENSION INV.SLIDE CM.39 W/PIN*	10 CP
05.0102E04409	**GUIDA ESTR.TOT.AMM. MM.440 CON PIOLO** / *FULL EXTENSION INV.SLIDE CM.44 W/PIN*	10 CP
05.0102E04909	**GUIDA ESTR.TOT.AMM. MM.490 CON PIOLO** / *FULL EXTENSION INV.SLIDE CM.49 W/PIN*	10 CP

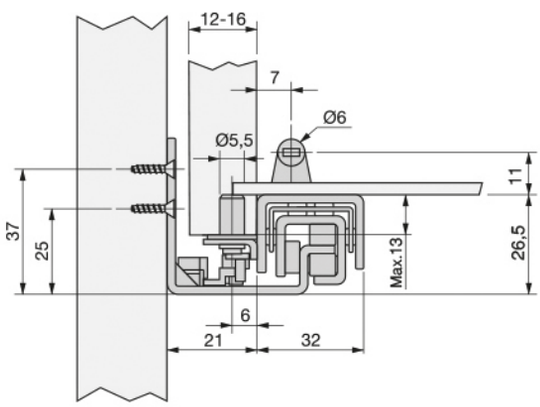

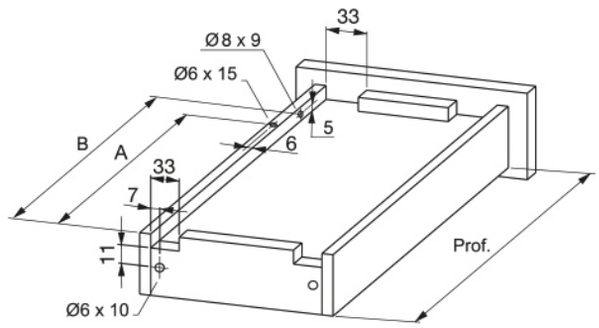

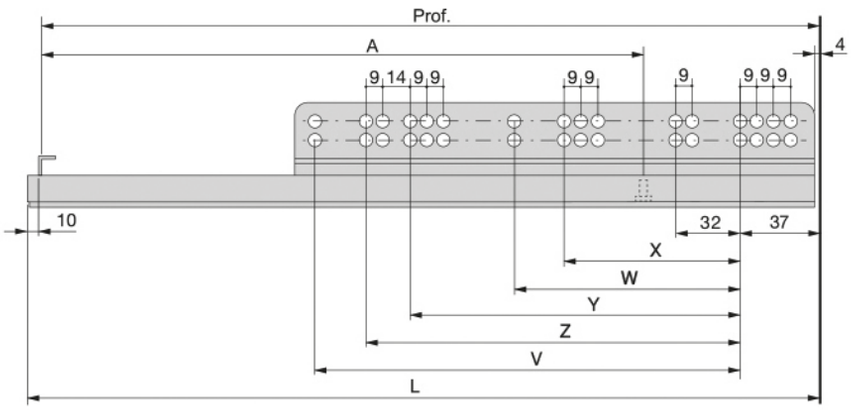

Prof	X	W	Y	Z	V	A	B	L
240	96	160	-	-	-	190	200,5	250
290	128	160	-	-	-	245	255,5	300
340	128	192	-	-	-	270	280,5	350
390	128	-	192	-	-	305	319,5	400
440	128	-	224	-	-	330	369,5	450
490	-	128	224	247	-	355	419,5	500
540	-	128	224	247	302	390	469,5	550
590	-	128	224	247	302	415	519,5	600

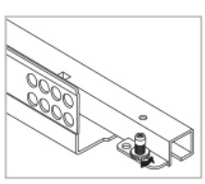

ART. - ITEM
05.0102EC

Guide ad estrazione totale ammortizzata
Soft closing full extension slide

Guide con chiusura soft ed aggancio del cassetto per facilitare montaggio e smontaggio rapido dalle guide stesse. Regolazione verticale +3mm mediante rotella. Autochiusura e soft su entrambe le guide. Rotolamento su rulli che permettono lo scorrimento in senso orizzontale e verticale. Portata: 25Kg. a coppia. Finitura: zincata.

Soft closing full extension slide with clip for easy assembling and disassembling. Vertical adjustment by wheel. Rolling of rollers that allow the sliding horizontally and vertically. Load capacity: 25Kg. Finishing: zinc plated.



COD.	DESCRIZIONE / DESCRIPTION	
05.0102EC2909	**GUIDA ESTR.TOT.AMM. MM.290 CON CLIP** / *FULL EXTENSION INV.SLIDE CM.29 W/CLIP*	10 CP
05.0102EC3409	**GUIDA ESTR.TOT.AMM. MM.340 CON CLIP** / *FULL EXTENSION INV.SLIDE CM.34 W/CLIP*	10 CP
05.0102EC3909	**GUIDA ESTR.TOT.AMM. MM.390 CON CLIP** / *FULL EXTENSION INV.SLIDE CM.39 W/CLIP*	10 CP
05.0102EC4409	**GUIDA ESTR.TOT.AMM. MM.440 CON CLIP** / *FULL EXTENSION INV.SLIDE CM.44 W/CLIP*	10 CP
05.0102EC4909	**GUIDA ESTR.TOT.AMM. MM.490 CON CLIP** / *FULL EXTENSION INV.SLIDE CM.49 W/CLIP*	10 CP
05.0102EC5409	**GUIDA ESTR.TOT.AMM. MM.540 CON CLIP** / *FULL EXTENSION INV.SLIDE CM.54 W/CLIP*	10 CP

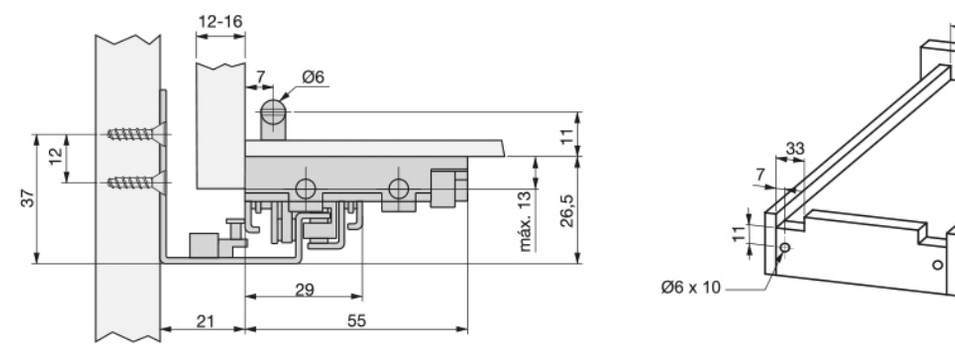

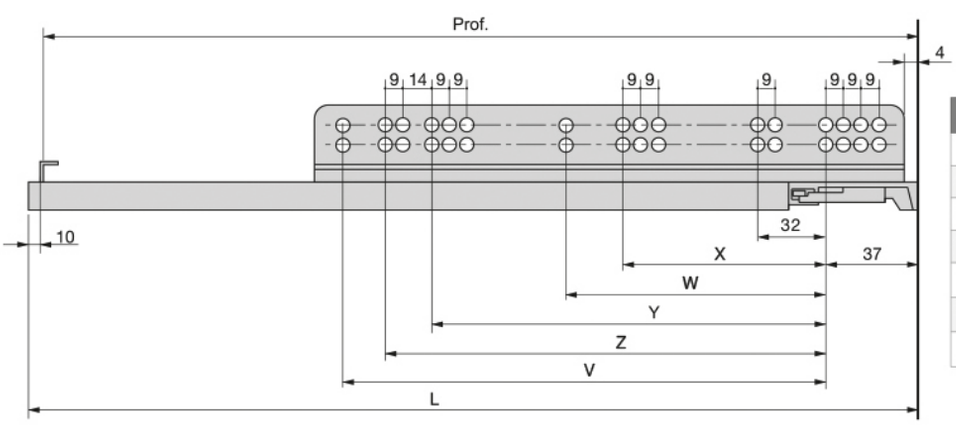

Prof	X	W	Y	Z	V	L
290	128	160	-	-	-	300
340	128	192	-	-	-	350
390	128	-	192	-	-	400
440	128	-	224	-	-	450
490	-	128	224	247	-	500
540	-	128	224	247	302	550
590	-	128	224	247	302	600

ART. - ITEM
05.0004T

Guida a rotella per cassetti
Runner drawer slide

Guida a rotella per cassetti con fissaggio al fondo con aletta. Finiture disponibili: bianca, nera, marrone. Spessore lamiera 1,1mm prima della verniciatura. Portata: 20Kg a coppia.
Slide for drawer with bottom flap fastening. Available finishes: white, black, brown. Sheet metal thickness 1,1mm before painting. Load capacity: 20Kg per couple.



DATI TECNICI/TECHNICAL DATA mm

L	250	300	350	400	450	500	550	600
L1	172	222	272	322	372	422	472	522
L2	422	522	622	722	822	922	1022	1122

COD.	DESCRIZIONE / DESCRIPTION	
05.0004T25040	**GUIDA FISS.FONDO C/ALETTA CM.25 BIANCA** / *WHITE BOTTOM MOUNT.DRAWER SLIDE CM.25*	25 CP
05.0004T25042	**GUIDA FISS.FONDO C/ALETTA CM.25 MARRONE** / *BROWN BOTTOM MOUNT.DRAWER SLIDE CM.25*	25 CP
05.0004T30040	**GUIDA FISS.FONDO C/ALETTA CM.30 BIANCA** / *WHITE BOTTOM MOUNT.DRAWER SLIDE CM.30*	25 CP
05.0004T30041	**GUIDA FISS.FONDO C/ALETTA CM.30 NERA** / *BLACK BOTTOM MOUNT.DRAWER SLIDE CM.30*	25 CP
05.0004T30042	**GUIDA FISS.FONDO C/ALETTA CM.30 MARRONE** / *BROWN BOTTOM MOUNT.DRAWER SLIDE CM.30*	25 CP
05.0004T35040	**GUIDA FISS.FONDO C/ALETTA CM.35 BIANCA** / *WHITE BOTTOM MOUNT.DRAWER SLIDE CM.35*	25 CP
05.0004T35041	**GUIDA FISS.FONDO C/ALETTA CM.35 NERA** / *BLACK BOTTOM MOUNT.DRAWER SLIDE CM.35*	25 CP
05.0004T35042	**GUIDA FISS.FONDO C/ALETTA CM.35 MARRONE** / *BROWN BOTTOM MOUNT.DRAWER SLIDE CM.35*	25 CP
05.0004T40040	**GUIDA FISS.FONDO C/ALETTA CM.40 BIANCA** / *WHITE BOTTOM MOUNT.DRAWER SLIDE CM.40*	25 CP
05.0004T40041	**GUIDA FISS.FONDO C/ALETTA CM.40 NERA** / *BLACK BOTTOM MOUNT.DRAWER SLIDE CM.40*	25 CP
05.0004T40042	**GUIDA FISS.FONDO C/ALETTA CM.40 MARRONE** / *BROWN BOTTOM MOUNT.DRAWER SLIDE CM.40*	25 CP
05.0004T45040	**GUIDA FISS.FONDO C/ALETTA CM.45 BIANCA** / *WHITE BOTTOM MOUNT.DRAWER SLIDE CM.45*	25 CP
05.0004T45041	**GUIDA FISS.FONDO C/ALETTA CM.45 NERA** / *BLACK BOTTOM MOUNT.DRAWER SLIDE CM.45*	25 CP
05.0004T45042	**GUIDA FISS.FONDO C/ALETTA CM.45 MARRONE** / *BROWN BOTTOM MOUNT.DRAWER SLIDE CM.45*	25 CP
05.0004T50040	**GUIDA FISS.FONDO C/ALETTA CM.50 BIANCA** / *WHITE BOTTOM MOUNT.DRAWER SLIDE CM.50*	25 CP
05.0004T50041	**GUIDA FISS.FONDO C/ALETTA CM.50 NERA** / *BLACK BOTTOM MOUNT.DRAWER SLIDE CM.50*	25 CP
05.0004T50042	**GUIDA FISS.FONDO C/ALETTA CM.50 MARRONE** / *BROWN BOTTOM MOUNT.DRAWER SLIDE CM.50*	25 CP
05.0004T55040	**GUIDA FISS.FONDO C/ALETTA CM.55 BIANCA** / *WHITE BOTTOM MOUNT.DRAWER SLIDE CM.55*	25 CP
05.0004T55042	**GUIDA FISS.FONDO C/ALETTA CM.55 MARRONE** / *BROWN BOTTOM MOUNT.DRAWER SLIDE CM.55*	25 CP
05.0004T60040	**GUIDA FISS.FONDO C/ALETTA CM.60 BIANCA** / *WHITE BOTTOM MOUNT.DRAWER SLIDE CM.60*	25 CP
05.0004T60042	**GUIDA FISS.FONDO C/ALETTA CM.60 MARRONE** / *BROWN BOTTOM MOUNT.DRAWER SLIDE CM.60*	25 CP

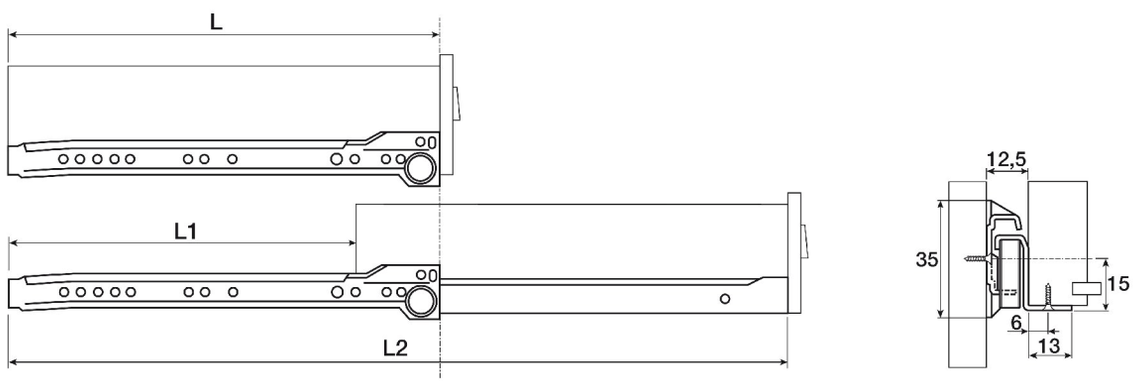

ART. - ITEM
05.FRCAT

Richiamo ammortizzato per cassetti in legno
Soft closing for wooden drawer

Richiamo ammortizzato per cassetti in legno con guide a rotella.
Finitura: grigia.
Soft closing for wooden drawer with standard rollers. Finishing: grey.



COD.	DESCRIZIONE / DESCRIPTION	
05.FRCAC09000	**ATTIVATORE RCA DA AVVITARE PER CAS.LEGNO** */ ACTIVATOR FOR WOODEN SOFT CLOSING DRAWER*	25 PZ
05.FRCAT25000	**RICHIAMO AMMORTIZZATO T25 CASSETTO** */ SOFT CLOSE SYSTEM T25 FOR WOODEN DRAWERS*	25 PZ

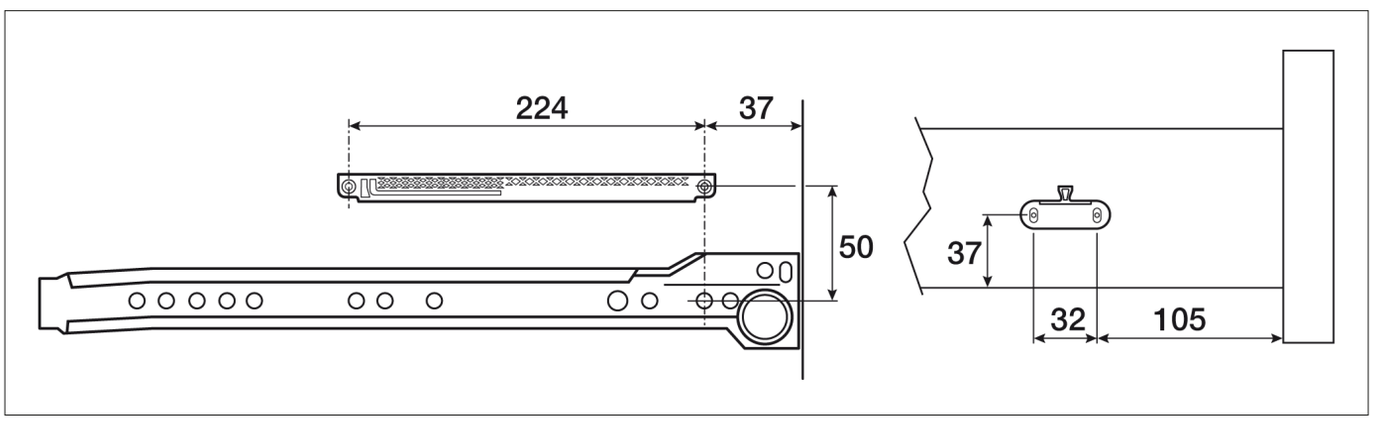

ART. - ITEM
05.0018

Guida per ripiani estraibili
Slide for pull-out shelves

Guida per ripiani estraibili con blocco in chiusura e apertura. Finitura: nera. Portata: 20Kg a coppia.
Slide for pull-out shelves with opening and closing lock. Finishing: Black. Load capacity: 20Kg per couple.

DATI TECNICI/TECHNICAL DATA mm	
L	350
KG	Kg20



COD.	DESCRIZIONE / DESCRIPTION	
05.0018035003	**GUIDA ART.166 CM.35 ESTR.TOT.X TASTIERA** / *BLACK FULL EXT.SLIDE FOR KEYBOARD CM.35*	10 CP

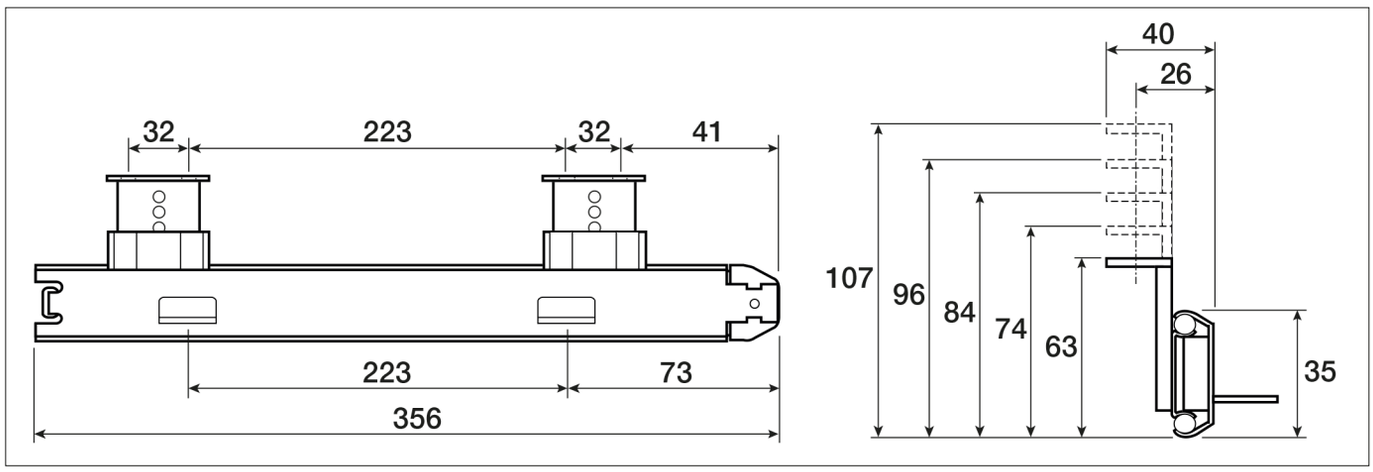

ART. - ITEM
05.0020T

Guida H.17 con sfere con fissaggio laterale
Ball bearing slide H.17

Guida con sfere con fissaggio laterale ad incasso. Altezza guida: 17mm. Finitura: zincata. Portata: 8Kg.
Built in ball bearing slide with lateral fastening. Height: 17mm. Finishing: zinc plated. Load capacity: 8Kg per couple.



DATI TECNICI/TECHNICAL DATA mm

L	182	214	246	278	310	342	374	406	438
I	182	214	246	278	310	342	374	406	438
L1	255	273	328	390	420	485	550	605	675
L2	310	350	410	470	520	585	650	705	775

COD.	DESCRIZIONE / DESCRIPTION	
05.0020T18209	**GUIDA MINI H.MM.17 LUNGH.MM.182** / *MINI SLIDE H.17MM LENGHT 182MM*	50 CP
05.0020T21409	**GUIDA MINI H.MM.17 LUNGH.MM.214** / *MINI SLIDE H.17MM LENGHT 214MM*	50 CP
05.0020T24609	**GUIDA MINI H.MM.17 LUNGH.MM.246** / *MINI SLIDE H.17MM LENGHT 246MM*	50 CP
05.0020T27809	**GUIDA MINI H.MM.17 LUNGH.MM.278** / *MINI SLIDE H.17MM LENGHT 278MM*	50 CP
05.0020T31009	**GUIDA MINI H.MM.17 LUNGH.MM.310** / *MINI SLIDE H.17MM LENGHT 310MM*	50 CP
05.0020T34209	**GUIDA MINI H.MM.17 LUNGH.MM.342** / *MINI SLIDE H.17MM LENGHT 342MM*	50 CP
05.0020T37409	**GUIDA MINI H.MM.17 LUNGH.MM.374** / *MINI SLIDE H.17MM LENGHT 374MM*	50 CP
05.0020T40609	**GUIDA MINI H.MM.17 LUNGH.MM.406** / *MINI SLIDE H.17MM LENGHT 406MM*	50 CP
05.0020T43809	**GUIDA MINI H.MM.17 LUNGH.MM.438** / *MINI SLIDE H.17MM LENGHT 438MM*	50 CP

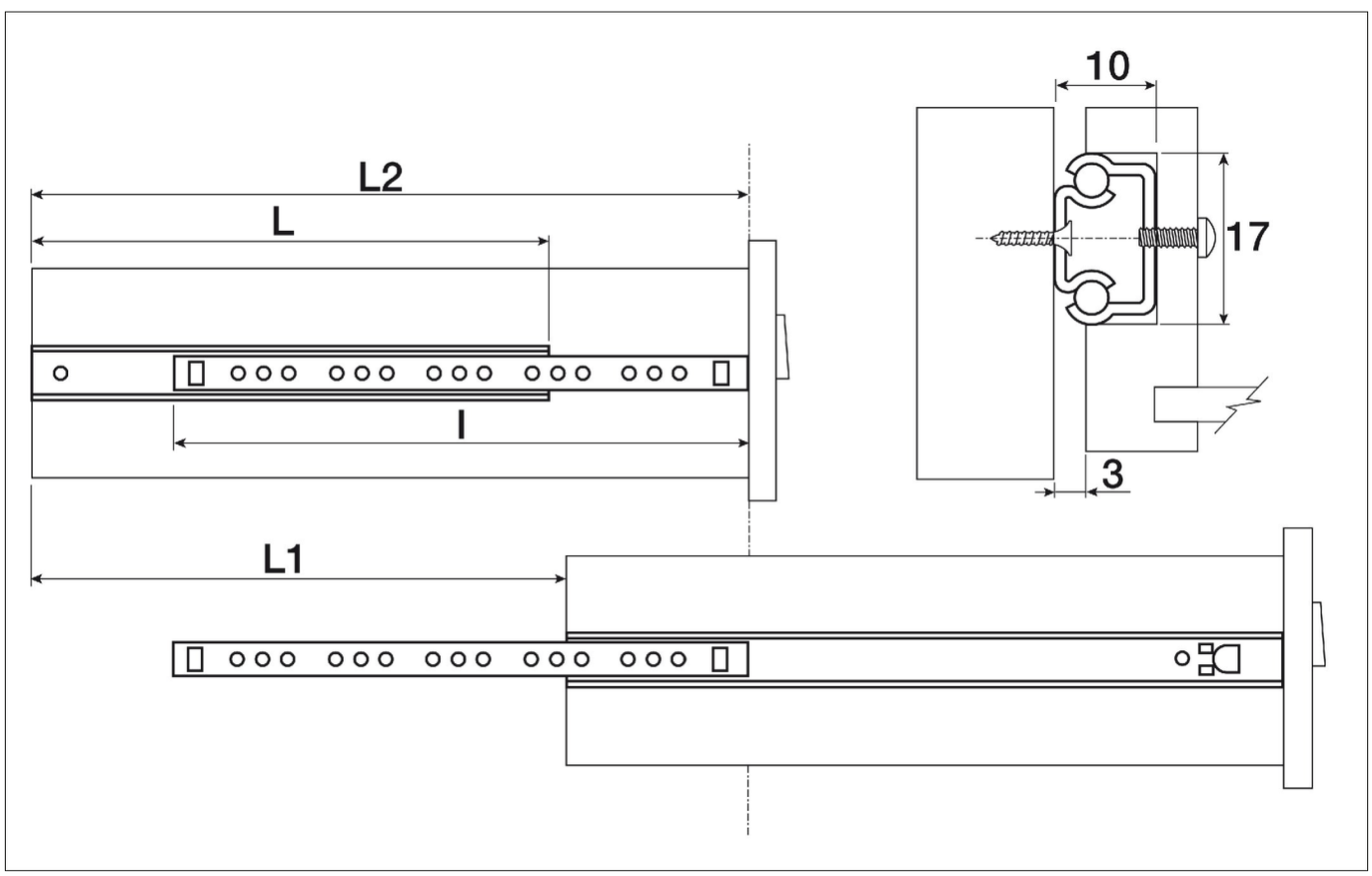

ART. - ITEM
05.0032

Guida H.27 con sfere con fissaggio laterale
Ball bearing slide H.27

Guida con sfere con fissaggio laterale ad incasso. Altezza guida: 27mm. Finitura: zincata. Portata: 15Kg.
Built-in ball bearing slide with lateral fastening. Height: 27mm. Finishing: zinc plated. Load capacity: 15Kg per couple.



DATI TECNICI/TECHNICAL DATA mm

L	300	350	400	450	500
I	300	350	400	450	500
L1	438	538	560	690	695
L2	518	618	680	795	845

COD.	DESCRIZIONE / DESCRIPTION	
05.0032T30009	**GUIDA H.MM.27 MM.300** / *SLIDE H.27MM L.300MM*	25 CP
05.0032T35009	**GUIDA H.MM.27 MM.350** / *SLIDE H.27MM L.350MM*	25 CP
05.0032T40009	**GUIDA H.MM.27 MM.400** / *SLIDE H.27MM L.400MM*	25 CP
05.0032T45009	**GUIDA H.MM.27 MM.450** / *SLIDE H.27MM L.450MM*	25 CP
05.0032T50009	**GUIDA H.MM.27 MM.500** / *SLIDE H.27MM L.500MM*	25 CP

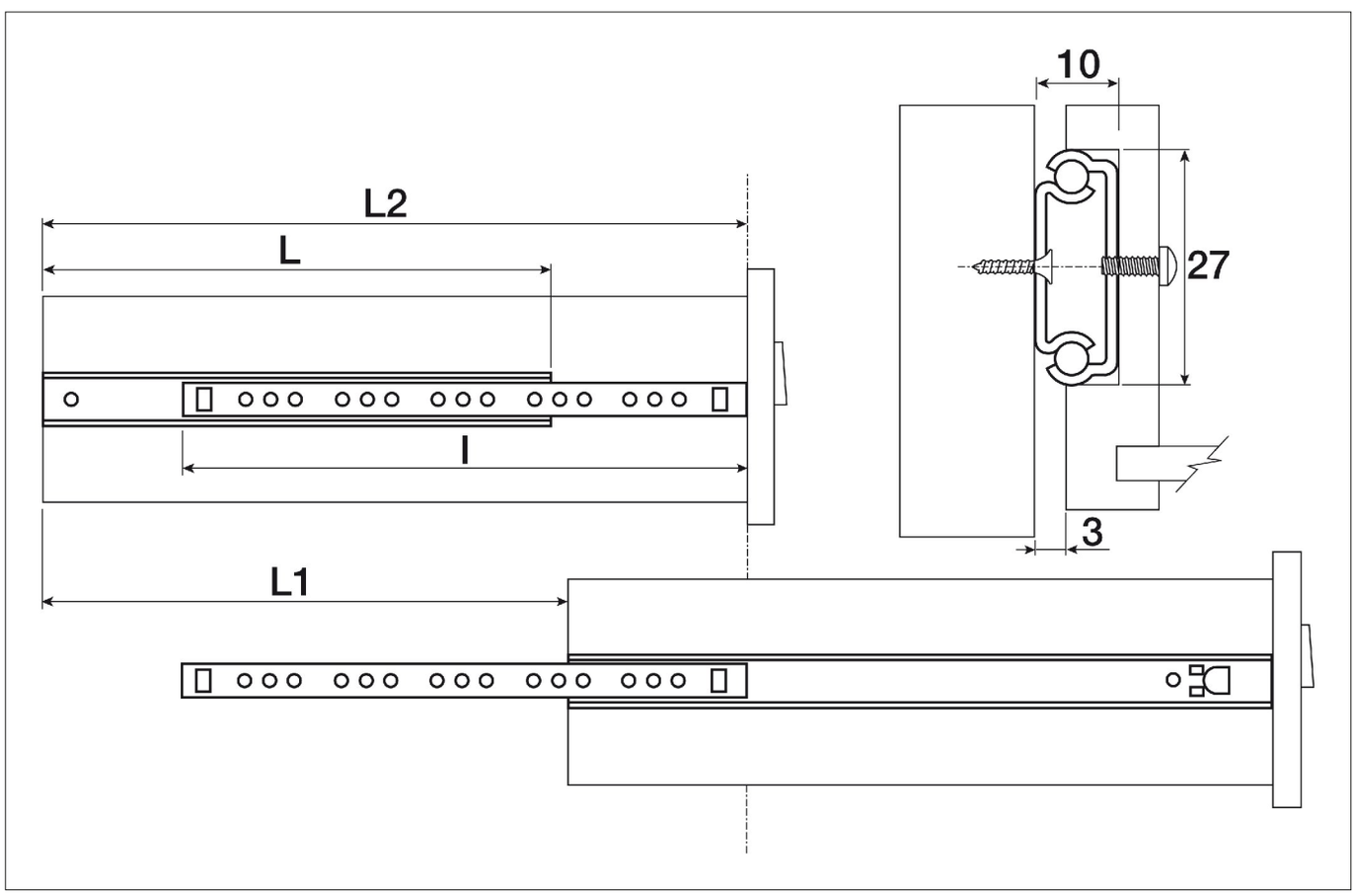

ART. - ITEM
05.0054M

Guida H.45,6 con sfere ad estrazione totale
Full extension ball bearing slide H.45,6

Guida con sfere ad estrazione totale fissaggio laterale con levetta per rimozione cassetto. Altezza guida: 45,6mm. Finitura: zincata.Portata: 45Kg.
Full extension ball bearing slide with lateral fastening with lever for drawer removal. Height: 45,6mm. Finishing: zinc plated. Load capacity: 45Kg.



DATI TECNICI/TECHNICAL DATA mm

L	250	300	350	400	450	500	550	600	650	700
L1	250	300	343	398	443	498	543	598	643	698
L2	500	600	693	798	893	998	1093	1198	1293	1398

COD.	DESCRIZIONE / DESCRIPTION	
05.0054M25009	**GUIDA H.MM.45 ESTR.TOTALE DA CM.25** / *FULL EXTENSION SLIDE H.MM.45 CM.25*	15 CP
05.0054M30009	**GUIDA H.MM.45 ESTR.TOTALE DA CM.30** / *FULL EXTENSION SLIDE H.MM.45 CM.30*	15 CP
05.0054M35009	**GUIDA H.MM.45 ESTR.TOTALE DA CM.35** / *FULL EXTENSION SLIDE H.MM.45 CM.35*	15 CP
05.0054M40009	**GUIDA H.MM.45 ESTR.TOTALE DA CM.40** / *FULL EXTENSION SLIDE H.MM.45 CM.40*	15 CP
05.0054M45009	**GUIDA H.MM.45 ESTR.TOTALE DA CM.45** / *FULL EXTENSION SLIDE H.MM.45 CM.45*	15 CP
05.0054M50009	**GUIDA H.MM.45 ESTR.TOTALE DA CM.50** / *FULL EXTENSION SLIDE H.MM.45 CM.50*	15 CP
05.0054M55009	**GUIDA H.MM.45 ESTR.TOTALE DA CM.55** / *FULL EXTENSION SLIDE H.MM.45 CM.55*	15 CP
05.0054M60009	**GUIDA H.MM.45 ESTR.TOTALE DA CM.60** / *FULL EXTENSION SLIDE H.MM.45 CM.60*	15 CP
05.0054M65009	**GUIDA H.MM.45 ESTR.TOTALE DA CM.65** / *FULL EXTENSION SLIDE H.MM.45 CM.65*	15 CP
05.0054M70009	**GUIDA H.MM.45 ESTR.TOTALE DA CM.70** / *FULL EXTENSION SLIDE H.MM.45 CM.70*	15 CP

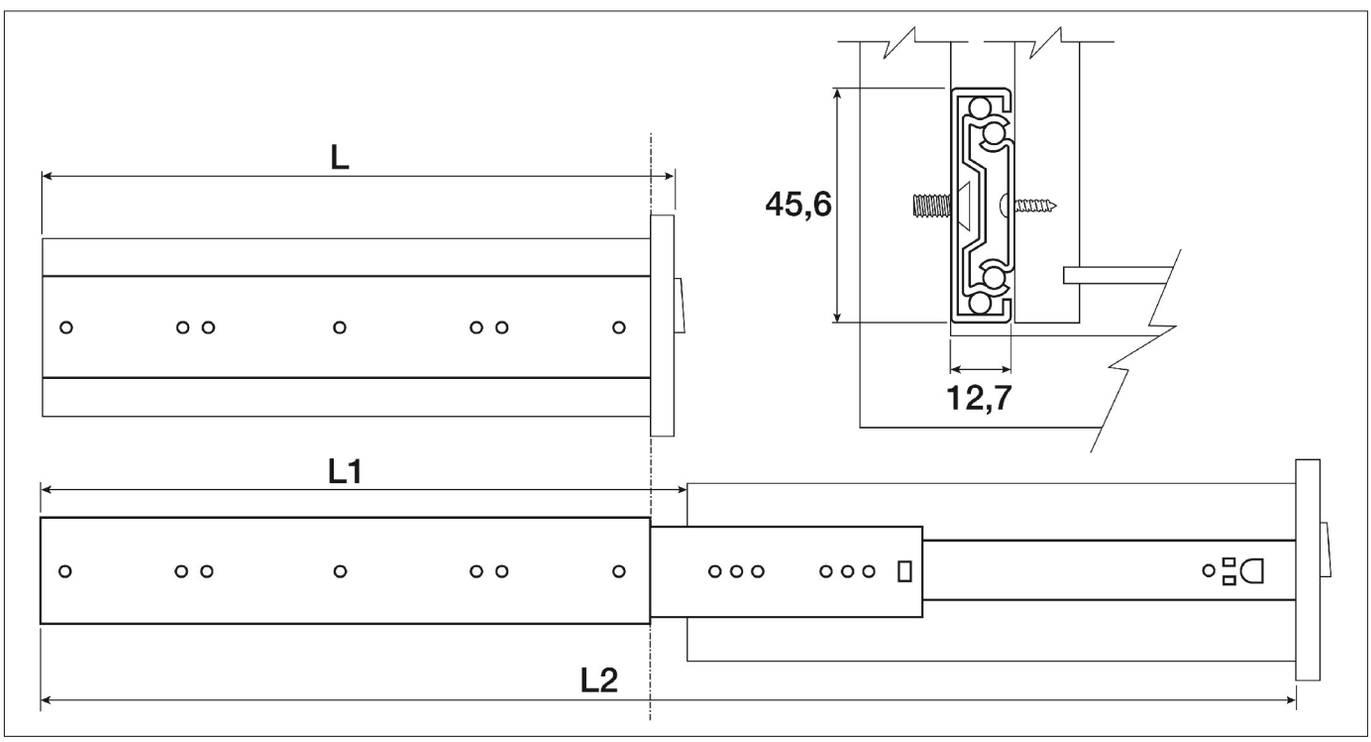

ART. - ITEM
04.07183

Dispositivo di regolazione del frontale
Front panel adjuster

Dispositivo di regolazione del frontale che permette la regolazione bidimensionale dei frontali di cassetti con 4 lati.
Front panel adjuster for 2-dimensional adjustment of front panels on 4-sided drawer

hettich



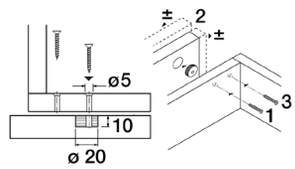

COD.	DESCRIZIONE / DESCRIPTION		
04.0718330000	**DISPOSITIVO DI REGOLAZIONE DEL FRONTALE** / *FRONT PANEL ADJUSTER*	50 PZ	200 PZ

ART. - ITEM
05.0072

Guida in nylon per cassetti
Nylon drawer slide

Guida in nylon per cassetti fissaggio a vite. Finitura: bianca. Portata: 20Kg.
Nylon drawer slide with screw fastening. Finishing: white. Load capacity: 20Kg.



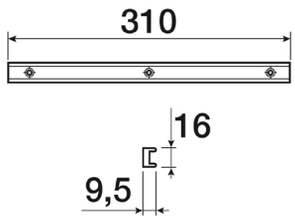

COD.	DESCRIZIONE / DESCRIPTION	
05.0072000040	**GUIDA ART.205 BIANCA S/SPINE** / *WHITE SLIDE ART.205 WITHOUT DOWELS*	100 PZ

ART. - ITEM
05.0076

Guida nylon per unione ripiani
Nylon slide for shelves junction

Guida in nylon a coda di rondine per unione ripiani. Larghezze disponibili: 16mm e 20mm. Finitura: marrone.
Nylon cutaway slide for shelves junction. Available width: 16mm, 20mm. Finishing: brown.

DATI TECNICI/TECHNICAL DATA mm

H	16	16	16	20	20	20
H1	14	14	14	16	16	16
L	500	300	360	360	500	300



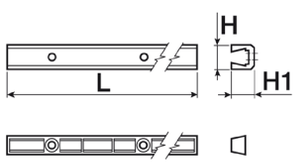

COD.	DESCRIZIONE / DESCRIPTION	
05.0076030042	**GUIDA STICK CM.30 H.16** / *STICK SLIDE CM.30 H.16*	200 PZ
05.0076030242	**GUIDA STICK CM.30 H.20** / *STICK SLIDE CM.30 H.20*	200 PZ
05.0076036042	**GUIDA STICK CM.36 DA 16** / *STICK SLIDE CM.36 H.16*	200 PZ
05.0076050042	**GUIDA STICK CM.50 H.16** / *STICK SLIDE CM.50 H.16*	200 PZ
05.0076050242	**GUIDA STICK CM.50 H.20** / *STICK SLIDE CM.50 H.20*	200 PZ
05.0076E30042	**GUIDA STICK ECONOMICA CM.30 H.20** / *ECO STICK SLIDE CM.30 H.20*	200 PZ
05.0076E36042	**GUIDA STICK ECONOMICA CM.36 H.20** / *ECO STICK SLIDE CM.36 H.20*	200 PZ
05.0076E50042	**GUIDA STICK ECONOMICA CM.50 H.20** / *ECO STICK SLIDE CM.50 H.20*	200 PZ

ART. - ITEM
05.0080

Guida con sfere per ante rientranti
Ball bearing slide for inset doors

Guida con sfere per ante rientranti, da utilizzare con cerniera art.01.4980P e con basetta art.01.4780. Finitura: zincata.
Ball bearing slide for inset doors, to use with hinge art.01.4980P and plate art.01.4780. Finishing: zinc plated.

DATI TECNICI/TECHNICAL DATA mm				
L	350	400	450	500
L1	253	303	353	403



COD.	DESCRIZIONE / DESCRIPTION		
05.0080035009	**GUIDA ART.1544 CM.35** / *SLIDE FOR INSET DOORS ART.1544 35CM.*	1 CP	15 CP
05.0080040009	**GUIDA ART.1544 CM.40** / *SLIDE FOR INSET DOORS ART.1544 40CM.*	1 CP	15 CP
05.0080045009	**GUIDA ART.1544 CM.45** / *SLIDE FOR INSET DOORS ART.1544 45CM.*	1 CP	15 CP
05.0080050009	**GUIDA ART.1544 CM.50** / *SLIDE FOR INSET DOORS ART.1544 50CM.*	1 CP	15 CP
05.0081000040	**CUSCINETTO ART.1242** / *DELRIN WHEEL WITH BALL BEARING*	25 PZ	100 PZ
01.4980000P08	**CERNIERA ART.CFA7P99** / *HINGE ART.CFA7P99*	24 PZ	300 PZ
01.FCFA5P9908	**CERNIERA ART.CFA5P99 SENZA MOLLA** / *HINGE ART.CFA5P99 WITHOUT SPRING*	24 PZ	300 PZ
01.4780000008	**BASETTA ART.B2J5B09/15 H.0** / *MOUNTING PLATE ART.B2J5B09 H.0*	24 PZ	600 PZ
01.4780000308	**BASETTA ART.B2J5B39/15 H.3** / *MOUNTING PLATE ART.B2J5B39 H.3*	24 PZ	600 PZ

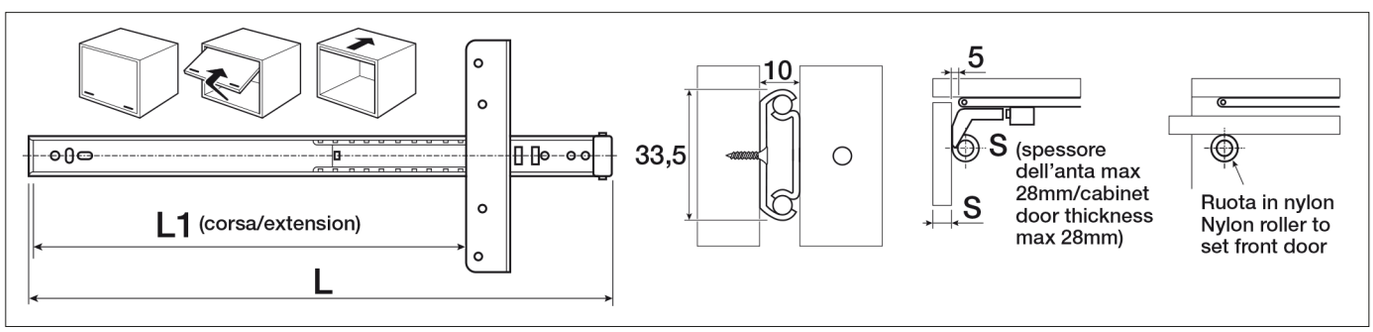

ART. - ITEM
05.0088

Guida in plastica per ante rientranti
Plastic slide for inset doors

Guida in plastica per ante rientranti da utilizzare con astina Art.05.0090. 1 guarnitura è composta da 2pz destri e 2pz sinistri. Finiture disponibili: bianca e marrone.
Plastic slide for inset doors to use with rod art.05.0090. 1 set consists of 2 right pieces and 2 left pieces. Available finishing: white and brown.



COD.	DESCRIZIONE / DESCRIPTION	
05.0088000040	**GUARNITURA PLASTICA BIANCA SENZA ASTINA** */ WHITE PLASTIC SLIDE W/OUT ROD*	1 PZ
05.0088000042	**GUARNITURA PLASTICA MARRONE SENZA ASTINA** */ BROWN PLASTIC SLIDE W/OUT ROD*	1 PZ
05.0090000006	**SOLO ASTINA X PERNI RIENTR.DX TROPICAL.** */ RIGHT TROPIC.IRON ROD FOR SLIDE 05.0088*	2 PZ
05.0090S00006	**SOLO ASTINA X PERNI RIENTR.SX TROPICAL.** */ LEFT TROPIC.IRON ROD FOR SLIDE 05.0088*	2 PZ

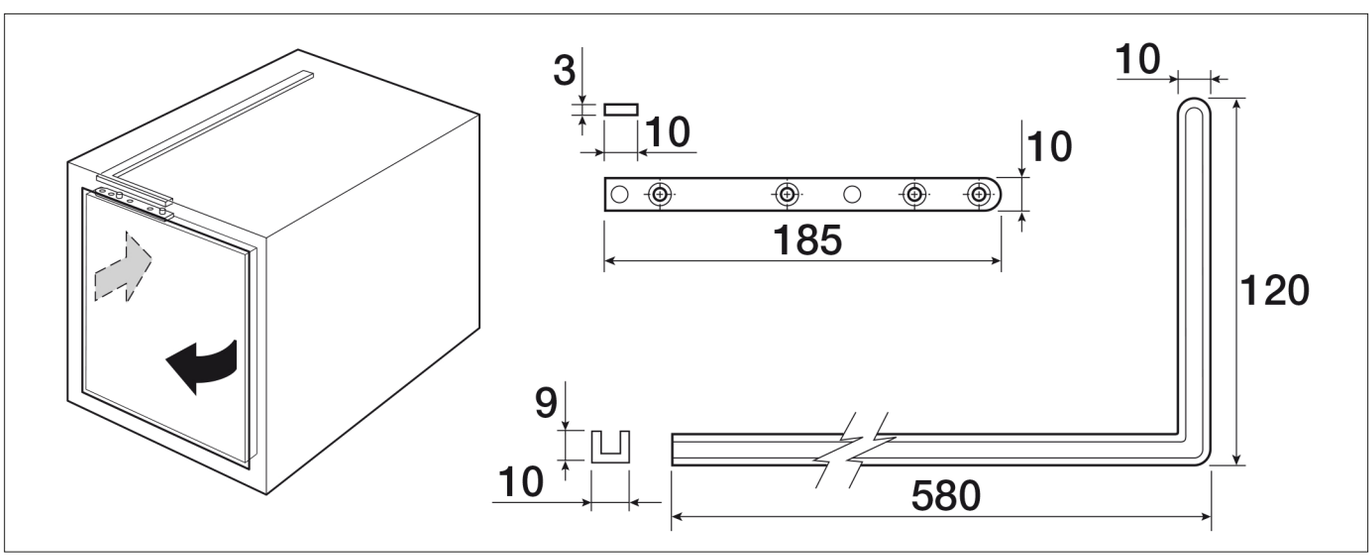

ART. - ITEM
05.1206

Guida per tavoli allungabili
Slide for extendable table

Guida per tavoli allungabili con apertura centrale, con 2 alette da 25cm che fuoriescono. Finitura: zincata.
Slide for extendable table with central opening, with 2 wings (25cm).Wings come out from the slide. Finishing: zinc plated.



DATI TECNICI/TECHNICAL DATA mm				
L	600	650	700	750
L2	810	910	1010	1060
X	390	440	490	540

COD.	DESCRIZIONE / DESCRIPTION	
05.1206060009	**GUIDA ART.206 CM.60** / *SLIDE ART.206 CM.60*	
05.1206065009	**GUIDA ART.206 CM.65** / *SLIDE ART.206 CM.65*	10 CP
05.1206070009	**GUIDA ART.206 CM.70** / *SLIDE ART.206 CM.70*	10 CP
05.1206075009	**GUIDA ART.206 CM.75** / *SLIDE ART.206 CM.75*	10 CP

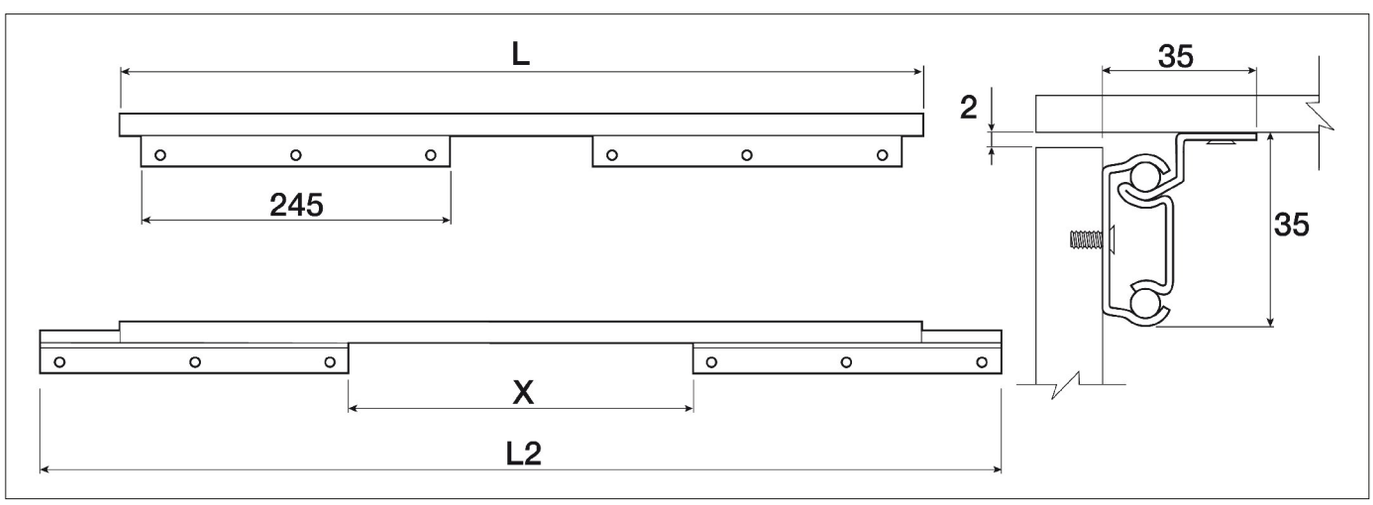

ART. - ITEM
05.1220

Guida per tavoli allungabili
Slide for extendable table

Guida per tavoli allungabili con apertura centrale, con 2 alette da 10cm. Finitura: zincata.
Slide for extendable table with central opening, with 2 wings (10cm). Finishing: zinc plated.



DATI TECNICI/TECHNICAL DATA mm				
L	700	750	800	850
X	490	540	590	640

COD.	DESCRIZIONE / DESCRIPTION	
05.1220070009	**GUIDA ART.220 CM.70** / *SLIDE ART.220 CM.70*	10 CP
05.1220075009	**GUIDA ART.220 CM.75** / *SLIDE ART.220 CM.75*	10 CP
05.1220080009	**GUIDA ART.220 CM.80** / *SLIDE ART.220 CM.80*	10 CP
05.1220085009	**GUIDA ART.220 CM.85** / *SLIDE ART.220 CM.85*	10 CP

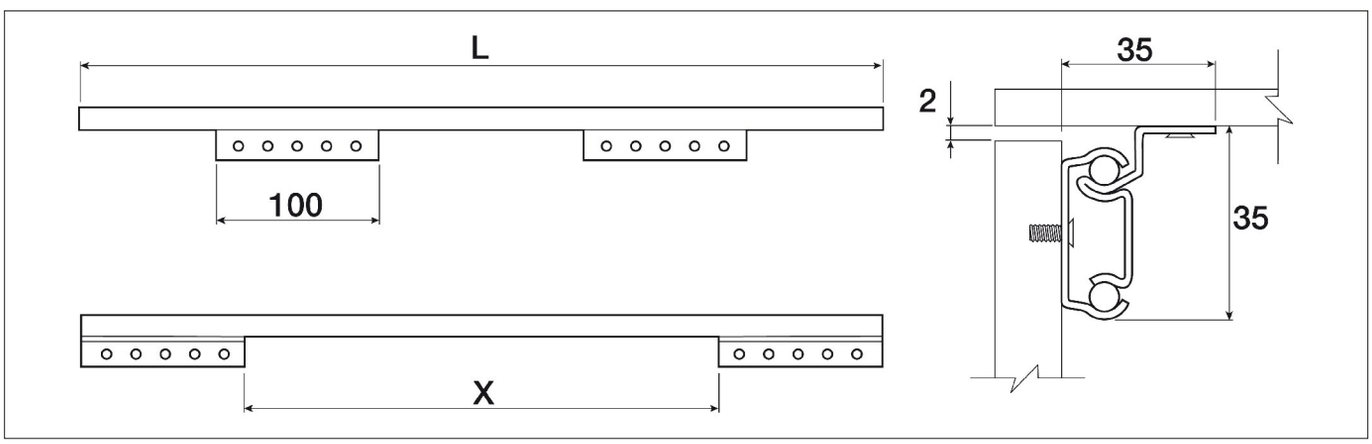

ART. - ITEM
05.1225

Guida per tavoli allungabili
Slide for extendable table

Guida per tavoli allungabili con apertura laterale, con 1 aletta da 25cm. Finitura: zincata.
Slide for extendable table with lateral opening, with 1 wing (25cm). Finishing: zinc plated.



DATI TECNICI/TECHNICAL DATA mm

L	600	650	700	750	800	850	950
X	340	390	440	490	540	590	700

COD.	DESCRIZIONE / DESCRIPTION	
05.1225060009	**GUIDA ART.225 CM.60** / *SLIDE ART.225 CM.60*	10 CP
05.1225065009	**GUIDA ART.225 CM.65** / *SLIDE ART.225 CM.65*	10 CP
05.1225070009	**GUIDA ART.225 CM.70** / *SLIDE ART.225 CM.70*	10 CP
05.1225075009	**GUIDA ART.225 CM.75** / *SLIDE ART.225 CM.75*	10 CP
05.1225080009	**GUIDA ART.225 CM.80** / *SLIDE ART.225 CM.80*	10 CP
05.1225085009	**GUIDA ART.225 CM.85** / *SLIDE ART.225 CM.85*	10 CP
05.1225095009	**GUIDA ART.225 CM.95** / *SLIDE ART.225 CM.95*	10 CP

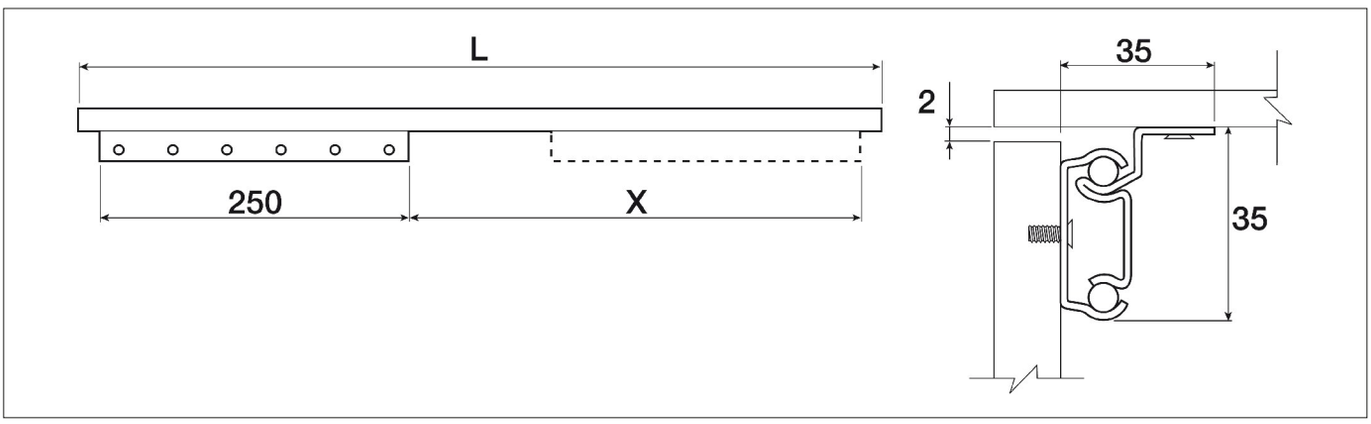

ART. - ITEM
05.2030

Guida a T per prolunga tavolo
T slide for table extension

Guida con ferro a T per prolunga tavolo, completa di fascette.
T slide for table extension, with clamps.



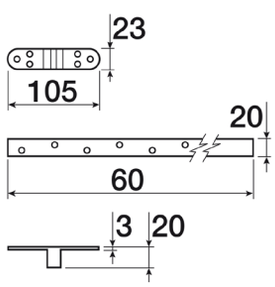

COD.	DESCRIZIONE / DESCRIPTION	
05.2030000000	**GUIDA TAVOLO ART.T/20 CON FASCETTE CM.60** / *RAW "T" SLIDE FOR TABLE EXTENSION CM.60*	1 CP

ART. - ITEM
05.2040

Guida a T per prolunga tavolo
T slide for table extension

Guida con ferro a T per prolunga tavolo completa di piastra.
T slide for table extension, with plate.

DATI TECNICI/TECHNICAL DATA mm

L	500	600



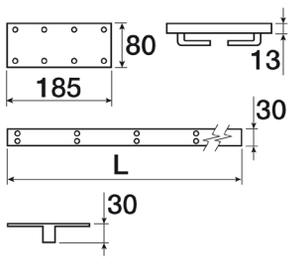

COD.	DESCRIZIONE / DESCRIPTION	
05.2040005041	**GUIDA A T MIS.50 VERN.NERA** / *BLACK "T" SLIDE CM.50*	1 CP
05.2040006041	**GUIDA A T MIS.60 VERN.NERA** / *BLACK "T" SLIDE CM.60*	1 CP

ART. - ITEM
05.5003

Braccetto giraprolunga per tavolo
Joint for table

Braccetto giraprolunga per tavolo a 4 gambe allungabile al centro; fornito con supporti laterali. Per sostenere le allunghe utilizzare la squadretta art.05.5003S. Finitura: zincata.
Joint for table turnable extension with central adjustment and four lateral brackets. To use with art.05.5003S to support the extensions. Finishing: zinc plated.

DATI TECNICI/TECHNICAL DATA mm

A	40-50	61-70



COD.	DESCRIZIONE / DESCRIPTION	
05.5003004009	**GIRAPROLUNGA ART.M1050 40/50 FE.ZI.** / *MECHANISM FOR EXTENSIBLE TABLE 40/50*	1 PZ
05.5003006109	**GIRAPROLUNGA ART.M1050 61/70 FE.ZI.** / *MECHANISM FOR EXTENSIBLE TABLE 61/70*	1 PZ
05.5003S00009	**SQUADRETTA REGG. X GIRAPROLUNGA F.Z.** / *ZINC PLATED PLATE FOR MECHANISM 05.5003*	1 PZ



ART. - ITEM
05.3400

Supporto in plastica per piano girevole
Plastic bracket for swivel

Supporto in plastica per piano girevole a 360°. Utilizzare la bussola art. 04.0024 e la vite M6 Art. 06.0050. Finitura: nera. Portata: 100Kg
Plastic support for 360° swivel surface. Finishing: black. To use with bush art.art.04.0024 and screw M6 art.06.0050. Load capacity: 100Kg



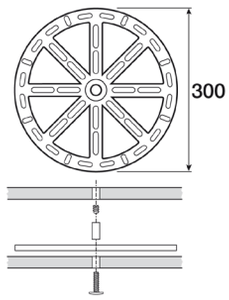

COD.	DESCRIZIONE / DESCRIPTION		
05.3400000003	**SUPPORTO IN PLASTICA PER PIANO GIREV.** / *PLASTIC SUPPORT FOR SWIVEL SURFACE*	10 PZ	200 PZ
05.3401000003	**BINARIO PER SUPPORTO GIREVOLE** / *RAIL FOR SWIVEL SUPPORT*	10 PZ	200 PZ

ART. - ITEM
05.3415

Piastra porta TV girevole
TV swivel plate

Piastra porta TV girevole a 360° in plastica. Finitura: nera. Portata: 200Kg.
Plastic TV swivel plate: 360°. Finishing: black. Load capacity: 200Kg.



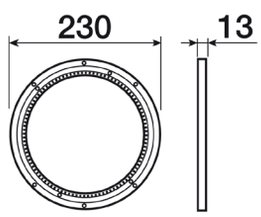

COD.	DESCRIZIONE / DESCRIPTION		
05.3415000041	**PIASTRA PORTA TV GIREVOLE S/COPERCHIO** / *BLACK TV SWIVEL PLATE*	1 PZ	10 PZ

ART. - ITEM
05.3417

Piastra porta TV girevole
TV swivel plate

Piastra porta TV girevole a 360° in alluminio. Finiture disponibili: alluminio, nera. Portata: 300Kg.
Aluminium TV swivel plate: 360°. Available finishing: aluminium, black. Load capacity: 300Kg.



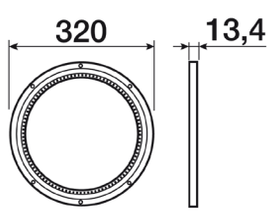

COD.	DESCRIZIONE / DESCRIPTION		
05.3417032000	**PIASTRA PORTA TV GIREVOLE ART.17INS SAB.** / *ALUMINIUM TV SWIVEL PLATE ART.17INS*	1 PZ	10 PZ
05.3417032003	**PIASTRA PORTA TV GIREVOLE ART.18INS NERO** / *BLACK TV SWIVEL PLATE ART.18INS*	1 PZ	10 PZ

ART. - ITEM
05.3300

Piastra girevole montata su sfere
Ball bearing swivel plate

Piastra girevole a 360° montata su sfere. Finitura: zincata. Portata: 100Kg.
Ball bearing swivel plate: 360°. Finishing: zinc plated. Load capacity: 100Kg.

DATI TECNICI/TECHNICAL DATA mm	
H	12
KG	Kg100



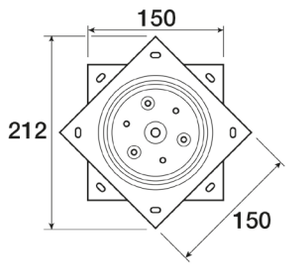

COD.	DESCRIZIONE / DESCRIPTION		
05.3300000009	**PIASTRA PORTA TV GIREVOLE ART.300** / *BALL BEARING TV SWIVEL PLATE ART.300*	1 PZ	25 PZ

ART. - ITEM
05.3303

Piastra girevole montata su sfere
Ball bearing swivel plate

Piastra girevole a 360° montata su sfere. Finitura: zincata. Portata: 100Kg.
Ball bearing swivel plate: 360°. Finishing: zinc plated. Load capacity: 100Kg.

DATI TECNICI/TECHNICAL DATA mm	
H	12
KG	Kg100



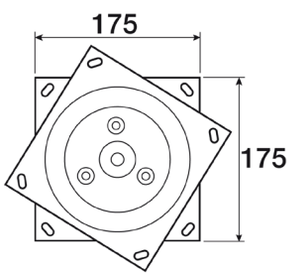

COD.	DESCRIZIONE / DESCRIPTION		
05.3303000009	**PIASTRA PORTA TV GIREVOLE ART.303** / *BALL BEARING TV SWIVEL PLATE ART.303*	1 PZ	20 PZ

ART. - ITEM
05.0401

Piastra girevole 0401
Swivel plate 0401

Piastra porta TV girevole a 360°. Finitura: zincata. Portata: 120Kg.
Swivel plate 360°. Finishing: zinc plate. Load capacity: 120Kg.

DATI TECNICI/TECHNICAL DATA mm	
H	10
KG	Kg120



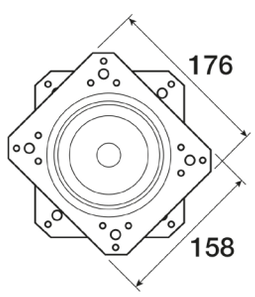

COD.	DESCRIZIONE / DESCRIPTION		
0401	**PIASTRA GIREVOLE ART.0401** / *TV SWIVEL PLATE ART.0401*	1 PZ	22 PZ

ART. - ITEM
05.0407

Piastra girevole 0407
Swivel plate 0407

Piastra porta TV girevole a 360°. Finitura: zincata. Portata: 100Kg.
TV swivel plate 360°. Finishing: zinc plated. Load capacity: 100Kg.

DATI TECNICI/TECHNICAL DATA mm	
H	11
KG	Kg100



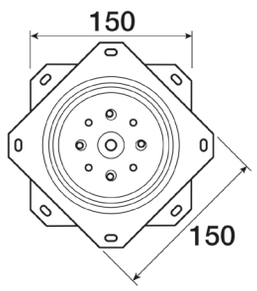

COD.	DESCRIZIONE / DESCRIPTION		
0407	**PIASTRA PORTA TV GIREVOLE ART.0407** / *TV SWIVEL PLATE ART.0407*	1 PZ	25 PZ

ART. - ITEM
05.3310

Piastra girevole tipo leggero
Ball bearing swivel light plate

Piastra girevole a 360° montata su sfere. Finitura: zincata. Portata: 100Kg.
Light ball bearing swivel plate: 360°. Finishing: zinc plated. Load capacity: 100Kg.

DATI TECNICI/TECHNICAL DATA mm	
H	13
KG	Kg100



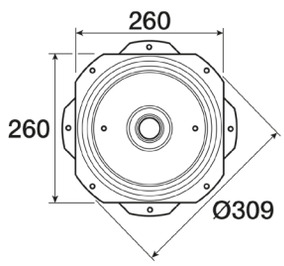

COD.	DESCRIZIONE / DESCRIPTION		
05.3310000009	**PIASTRA PORTA TV GIREVOLE ART.310** / *BALL BEARING TV SWIVEL PLATE ART.310*	1 PZ	10 PZ

ART. - ITEM
05.3312

Piastra girevole tipo pesante
Ball bearing swivel heavy plate

Piastra girevole a 360° montata su sfere. Finitura: zincata. Portata: 120Kg.
Heavy ball bearing swivel plate: 360°. Finishing: zinc plated. Load capacity: 120Kg.

DATI TECNICI/TECHNICAL DATA mm	
H	14
KG	Kg120



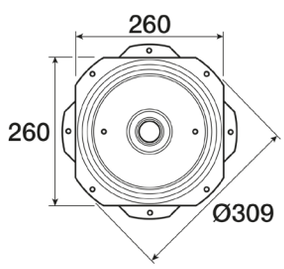

COD.	DESCRIZIONE / DESCRIPTION		
05.3312000009	**PIASTRA PORTA TV GIREVOLE ART.312** / *BALL BEARING TV SWIVEL PLATE ART.312*	1 PZ	10 PZ

ART. - ITEM
05.3313

Piastra girevole montata su sfere
Ball bearing swivel plate

Piastra girevole a 360° montata su sfere. Finitura: zincata. Portata: 100Kg.
Ball bearing swivel plate: 360°. Finishing: zinc plated. Load capacity: 100Kg.

DATI TECNICI/TECHNICAL DATA mm	
H	8
KG	Kg100



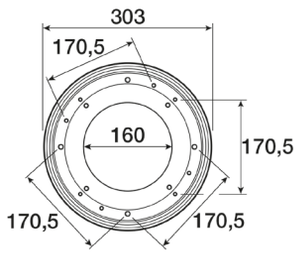

COD.	DESCRIZIONE / DESCRIPTION		
05.3313000009	**PIASTRA PORTA TV GIREVOLE ART.313** / *BALL BEARING TV SWIVEL PLATE ART.313*	1 PZ	20 PZ

ART. - ITEM
05.5018

Sistema di sollevamento WIND
Lift system WIND

Wind si distingue per la sua compattezza, eleganza e discrezione. Caratterizzato da altissime performance tecniche e da un movimento morbido e leggero, Wind ha dimensioni ridotte e un design pulito e raffinato che gli consentono un ingombro marginale all'interno del cassone e un impatto minimo e gradevole. Il sistema è disponibile nella versione con chiusura decelerata o con sistema Push per l'apertura di ante senza maniglie.
Wind is characterised by compactness and elegant design. Combining the highest level of performance with smooth and perfecly controlled movement. It has strongfunctional appeal and takes up a minimum of valuable storage space. Wind is available with a soft close mechanism for decelerated closing or the push self-opening system for handle-less doors.



DATI TECNICI/TECHNICAL DATA mm

KG	Kg4,5-14,5	Kg2,6-9,6	Kg6-18,5	Kg6-18,5	Kg2,6-9,6	Kg6-18,5

COD.	DESCRIZIONE / DESCRIPTION	
05.5018P00F00	**SIST.WIND PUSH MOLLA FORTE KG.4,5-14,5** / *PUSH WIND SYSTEM KG.4,5-14,5*	1 PA
05.5018P00I00	**SIST.WIND PUSH MOLLA INTERM. KG.2,6-9,6** / *PUSH WIND SYSTEM KG.2,6-9,6*	1 PA
05.5018P00S00	**SIS.WIND PUSH MOLL.MOLTO FORTE KG 6-18,5** / *PUSH WIND SYSTEM KG.6-18,5*	1 PA
05.5018S00F00	**SIST.WIND SMOVE MOLLA FORTE KG.4,5-14,5** / *SMOVE WIND SYSTEM KG.4,5-14,5*	1 PA
05.5018S00I00	**SIST.WIND SMOVE MOLLA INTERM. KG.2,6-9,6** / *SMOVE WIND SYSTEM KG.2,6-9,6*	1 PA
05.5018S00S00	**SIS.WIND SMOVE MOLL.MOLTO FORTE KG6-18,5** / *SMOVE WIND SYSTEM KG.6-18,5*	1 PA

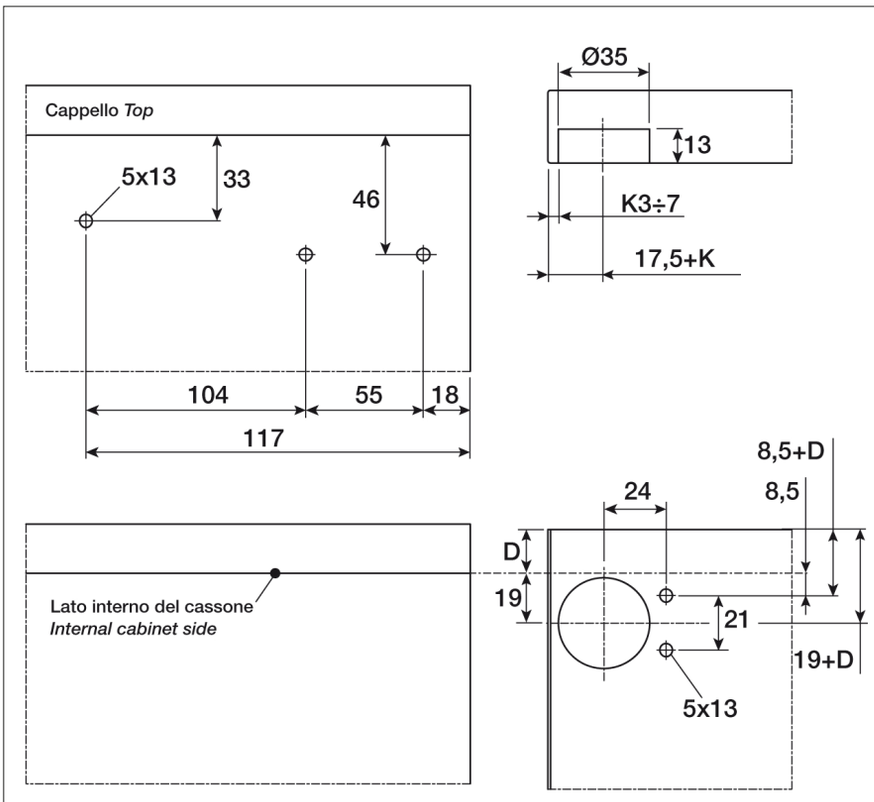

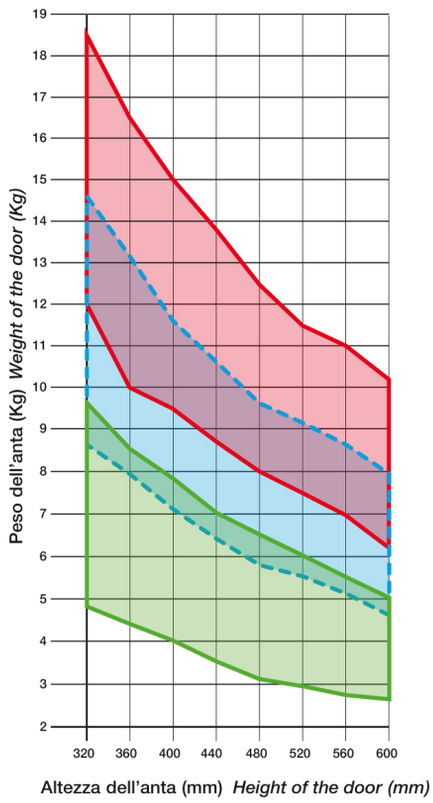

ART. - ITEM
05.5018C

Carter per sistema WIND
Cover for WIND lift system

Carter di copertura per sistema di sollevamento WIND.
Cover for WIND lift system



COD.	DESCRIZIONE / DESCRIPTION	
05.5018C00040	**CARTER PER SIST.WIND BIANCO C/PLACCHETTE** / *WHITE COVER FOR WIND LIFT SYSTEM*	1 PA
05.5018C00041	**CARTER PER SIST.WIND METAL BLACK C/PLACC** / *METAL BLACK COVER FOR WIND LIFT SYSTEM*	1 PA

ART. - ITEM
05.5019

Sistema per ribalta ammortizzato PACTA
Soft opening flap hinge PACTA

Pacta è una cerniera per ante a ribalta compatta ed essenziale che permette di aprire e chiudere le ante senza l'ausilio di alcun elemento aggiuntivo, quali cavi o pistoni. Il movimento di apertura è decelerato; la discesa dell'anta è dolce e progressiva. Disponibile anche in versione Push.
Pacta is a compact hinge for fall flaps which operates without the need for additional stays or cables. Pacta confers a decelerated opening action and the fall of the door is gradual and controlled. Available with Push self-opening system.



COD.	DESCRIZIONE / DESCRIPTION		
01.4366000040	**CERNIERA CENTR.PER SIST.PACTA COP.BIANCA** / *CENTRAL HINGE FOR PACTA W/WHITE COVER*	1 PZ	10 PZ
01.4366000S41	**CERNIERA CENTRALE PER SISTEMA PACTA** / *CENTR.HINGE FOR PACTA METAL BLACK COVER*	1 PZ	10 PZ
05.5019P00I00	**SIS.PACTA AP.PUSH SMOVE INTER.KG.4,4-6,6** / *SOFT OPENING PUSH PACTA HINGE KG.4,4-6,6*	1 PA	10 PA
05.5019P00S00	**SIS.PACTA AP.PUSH SMOVE FORTE KG.6,6-9,6** / *SOFT OPENING PUSH PACTA HINGE KG.6,6-9,6*	1 PA	10 PA
05.5019S00I00	**SIST.PACTA CH.AUT.SMOVE INTER.KG.4,4-6,6** / *SOFT OPENING PACTA HINGE KG.4,4-6,6*	1 PA	10 PA
05.5019S00S00	**SIST.PACTA CH.AUT.SMOVE FORTE KG.6,6-9,6** / *SOFT OPENING PACTA HINGE KG.6,6-9,6*	1 PA	10 PA

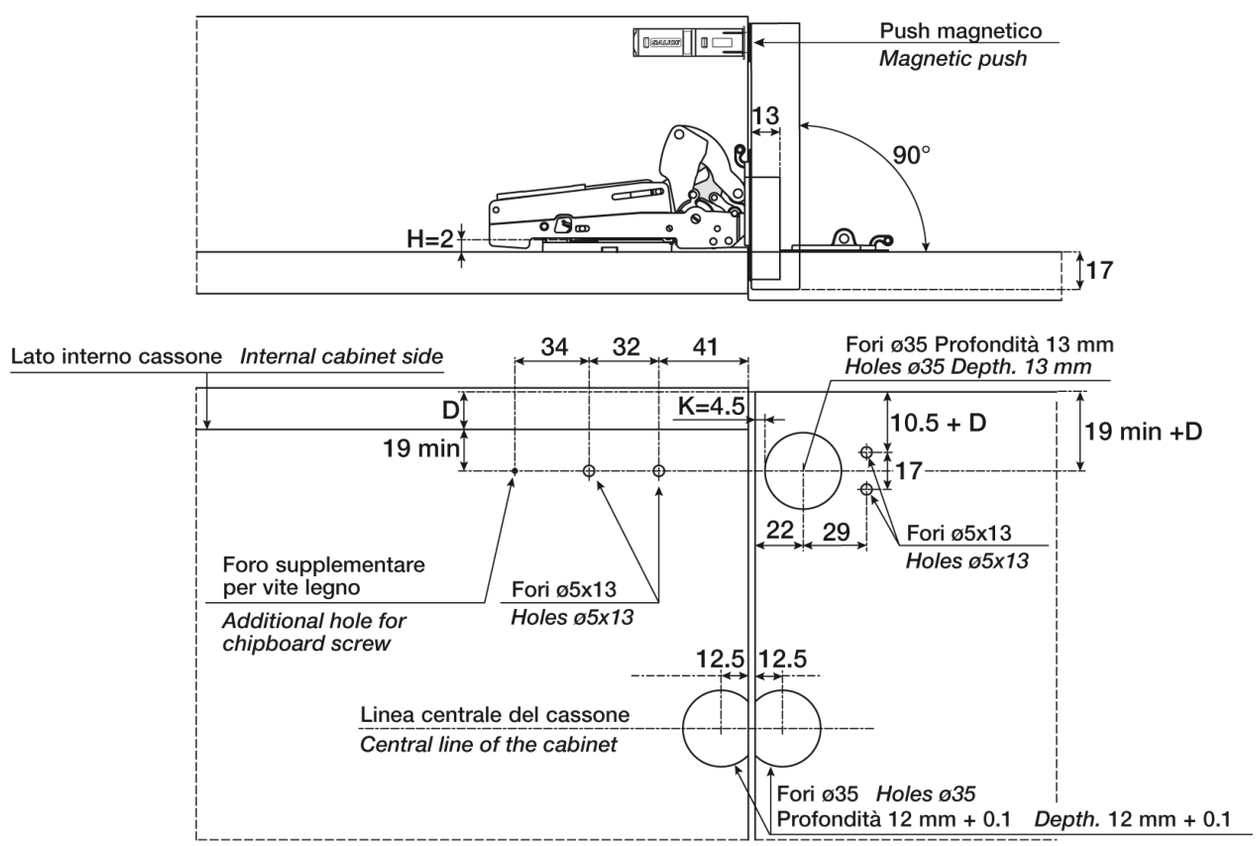

Spazio occorrente per l'apertura dell'anta
Space required for opening the door

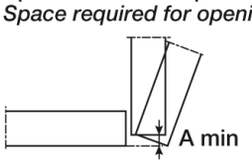

	T=	16	17	18	19	20	21	22	23	24	25	26	27	28
K=4.5	A=	1.3	2.1	3	3.9	4.8	5.7	6.6	7.5	8.5	9.4	10.4	11.3	12.3

ART. - ITEM
05.5019C

Carter per sistema PACTA
Cover for PACTA hinge

Carter di copertura per sistema PACTA
Cover for PACTA hinge



COD.	DESCRIZIONE / DESCRIPTION		
05.5019C00040	**CARTER PER SIST.PACTA BIANCO** / *WHITE COVER FOR PACTA HINGE*	1 PA	10 PA
05.5019C00S41	**CARTER PER SIST.PACTA METAL BLACK SATIN.** / *METAL BLACK SATIN COVER FOR PACTA HINGE*	1 PA	10 PA

ART. - ITEM
05.5011

Braccetto snodato a scatto
Snap joint

Braccetto snodato a scatti che permette di fermare l'antina nella posizione desiderata. Finitura: cromata.
Snap joint that allows to stop the door in any required position. Finishing: chrome plated.



COD.	DESCRIZIONE / DESCRIPTION		
05.5011000010	**SNODO PER ANTINA A SCATTI CROMATO** / *CHROMED SNAP BRAKING JOINT*	12 PZ	100 PZ

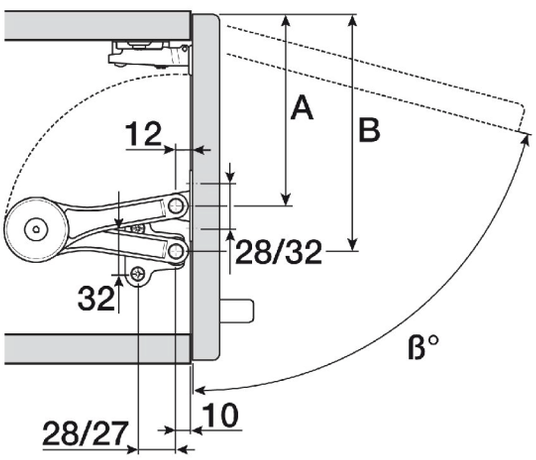

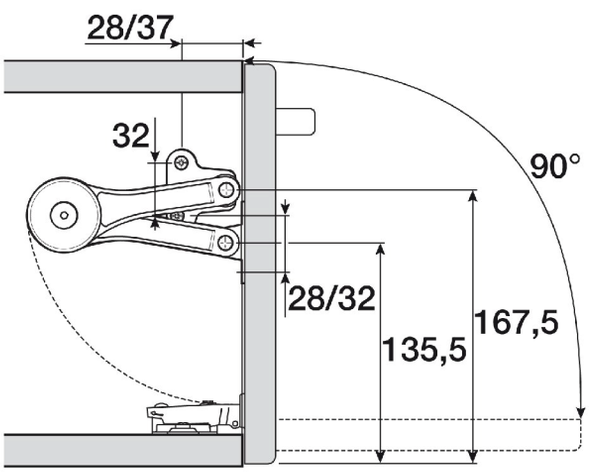

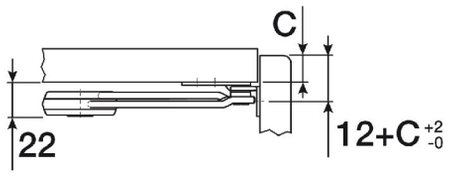

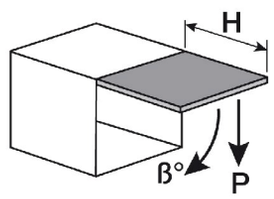

P	ß°	H 300	350	400	450	500	550	600	650	700
2 kg	75°	1	1	1	1	1	1	1	1	1
	90°	1	1	1	1	1	1	1	1	1
	105°	1	1	1	1	1	1	1	2	2
3 kg	75°	1	1	1	1	1	1	1	1	1
	90°	1	1	1	1	1	2	2	2	2
	105°	1	1	1	2	2	2	2	2	2
4 kg	75°	1	1	1	1	1	2	2	2	2
	90°	1	1	2	2	2	2	2	2	2
	105°	1	2	2	2	2	2	2	-	-
5 kg	75°	1	1	1	2	2	2	2	2	2
	90°	1	2	2	2	2	2	2	-	-
	105°	2	2	2	2	-	-	-	-	-
6 kg	75°	1	1	2	2	2	2	2	2	2
	90°	2	2	2	2	2	-	-	-	-
	105°	2	2	2	-	-	-	-	-	-
7 kg	75°	1	2	2	2	2	2	2	-	-
	90°	2	2	2	-	-	-	-	-	-
	105°	2	-	-	-	-	-	-	-	-
8 kg	75°	2	2	2	2	2	-	-	-	-
	90°	2	2	-	-	-	-	-	-	-
	105°	2	-	-	-	-	-	-	-	-

ART. - ITEM
05.5011H

Guarnitura per ante a ribalta
Lift system

Guarnitura DUO e DUO FORTE per ante a ribalta con angoli di apertura di 75°, 90°, 110°. Da utilizzare rispettivamente per ante piccole/medie, medie/grandi. Con angolare di fissaggio per fori con passo 28mm.
DUO and DUO FORTE opening systems for lifting doors. Opening angles: 75°, 90°, 110°. To use respectively with small/medium doors, medium/large doors. Mounting bracket for 28mm holes pitch.





COD.	DESCRIZIONE / DESCRIPTION	
05.2717010006	**MECCAN.DUO FORTE C/ANGOL.P.28MM A.MEDIE** / *BRAKING JOINT PITCH 28MM MEDIUM DOOR*	1 PZ
05.5011H00010	**MECCANISMO DUO C/ANGOL.28MM ANTE PICCOLE** / *BRAKING JOINT PITCH 28MM SMALL DOOR*	1 PZ

Diagrammi della forza portante per DUO

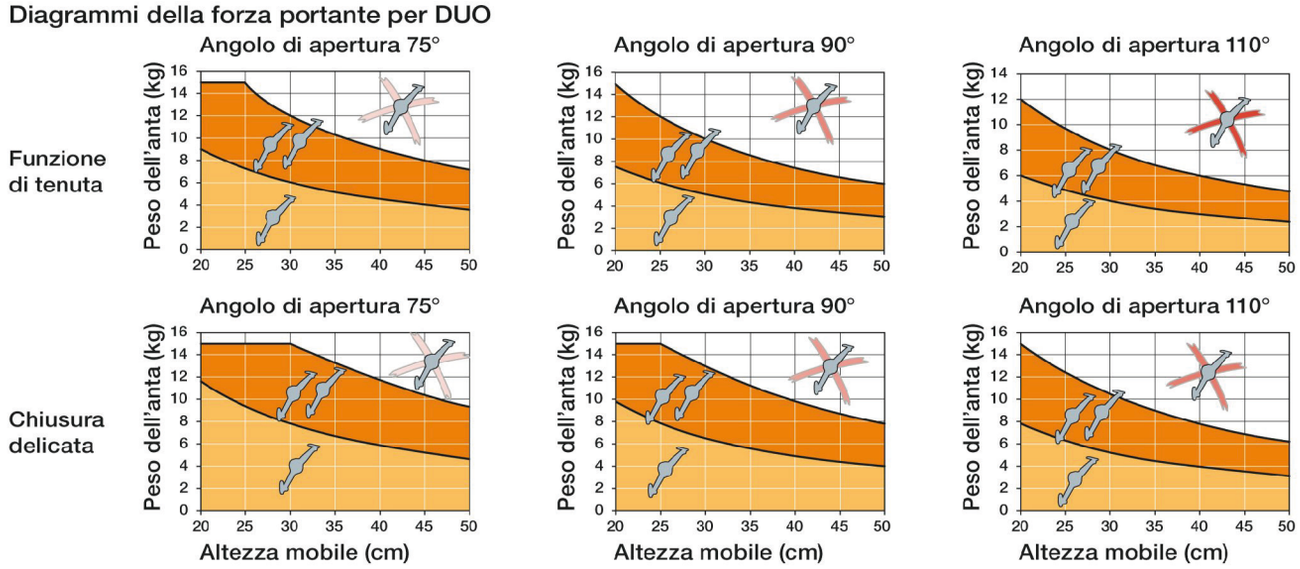

Diagrammi della forza portante per DUO forte

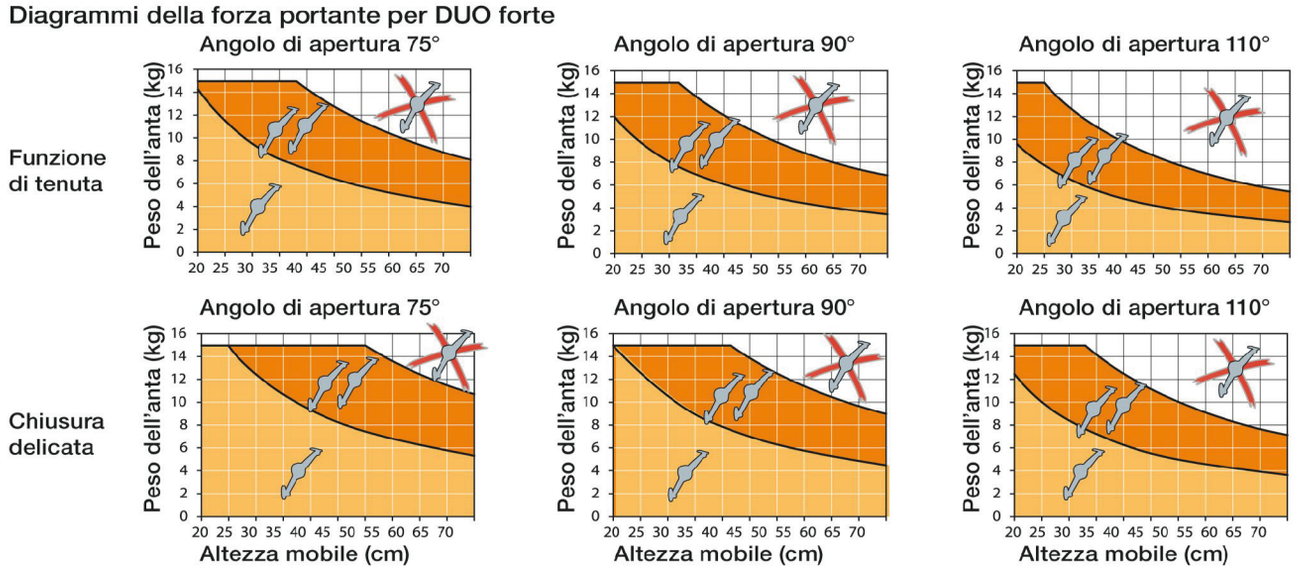

ART. - ITEM
05.F3675

Guarnitura per ante a ribalta
Lift system

Guarnitura MAXI per ante a ribalta con angoli di apertura di 75°, 90°, 110°. Nella tabella di seguito, il peso dell'anta indi cato (kg) si riferisce ad una guarnitura Maxi. Per mobili di larghezza superiore o pari a 600mm devono essere utilizzate 2 guarniture Maxi. Inoltre i pesi dell'anta si riferiscono ad aperture di 75° e 90°. Per ottenere un'apertura di 110° si devono diminuire i valori espressi di circa il 45%.

MAXI opening system for lifting door. Opening angles: 75°, 90°, 100°. In the technical data below, the weight of the doors (kg) refers to a Maxi kit. Furniture with width greater than or equal to 600mm must be used 2 Maxi fittings. Also refer to the weight of the wing openings 75° and 90°. To get 110° opening you have to decrease the values by about 45%.





COD.	DESCRIZIONE / DESCRIPTION	
05.0270582000	**MECCANISMO MAXI C C/ANGOL.P.37MM BIANCO** / *WHITE BRAKING JOINT PITCH 37MM MAXI C*	1 PZ
05.0270666000	**AMMORTIZZATORE PER BRACCETTO MAXI** / *SOFT STOP FOR BRAKING JOINT MAXI*	1 PZ
05.0271707000	**MECCANISMO MAXI A C/ANG. P.37MM GRIGIO** / *GREY BRAKING JOINT PITCH 37MM MAXI A*	1 PZ
05.F3675012001	**MECCANISMO MAXI B C/ANGOL.P.37MM BEIGE** / *BEIGE BRAKING JOINT PITCH 37MM MAXI B*	1 PZ
05.F367501401	**MECCANISMO MAXI D C/ANGOLARE P.37MM NERO** / *BLACK BRAKING JOINT PITCH 37MM MAXI D*	1 PZ

Angolo di apertura	Altezza corpo (mm)	Modello A Grigio	Modello B Beige	Modello C Bianco-ghiaccio	Modello D Nero
 75°	300	3,8–7,1 kg	6,7–13,7 kg	11,9–21,0 kg	15,4–27,3 kg
	400	2,8–5,3 kg	5,0–10,3 kg	8,9–15,8 kg	11,6–20,5 kg
	500	2,3–4,3 kg	4,1–8,3 kg	7,2–12,5 kg	9,4–16,2 kg
	600	1,9–3,5 kg	3,3–7,0 kg	5,9–10,6 kg	7,6–13,7 kg
	700	1,6–3,0 kg	2,8–5,7 kg	5,0–8,8 kg	6,5–11,4 kg
	800	1,4–2,7 kg	2,5–5,1 kg	4,4–7,9 kg	5,7–10,4 kg
	900	1,3–2,4 kg	2,2–4,6 kg	4,0–7,0 kg	5,2–9,1 kg
	1.000	1,1–2,1 kg	2,0–4,1 kg	3,6–6,3 kg	4,6–8,2 kg
 90°	300	3,0–5,3 kg	5,1–10,2 kg	9,1–15,8 kg	11,9–20,8 kg
	400	2,3–4,0 kg	3,8–7,6 kg	6,9–11,9 kg	8,9–15,6 kg
	500	1,8–3,2 kg	3,1–6,1 kg	5,5–9,6 kg	7,2–12,5 kg
	600	1,5–2,7 kg	2,6–5,1 kg	4,6–7,9 kg	6,0–10,4 kg
	700	1,3–2,2 kg	2,1–4,2 kg	3,8–6,6 kg	4,9–8,7 kg
	800	1,1–2,0 kg	1,9–3,9 kg	3,4–5,9 kg	4,4–7,8 kg
	900	1,0–1,8 kg	1,7–3,4 kg	3,0–5,2 kg	3,9–6,9 kg
	1.000	0,9–1,6 kg	1,5–3,0 kg	2,7–4,7 kg	3,6–6,2 kg
 110°	300	2,4–4,0 kg	3,9–7,5 kg	6,8–11,6 kg	9,2–15,0 kg
	400	1,8–3,0 kg	2,9–5,6 kg	5,1–8,7 kg	6,9–11,2 kg
	500	1,4–2,4 kg	2,4–4,5 kg	4,0–7,1 kg	5,7–9,0 kg
	600	1,2–2,0 kg	1,9–3,8 kg	3,3–5,9 kg	4,5–7,6 kg
	700	1,0–1,7 kg	1,7–3,1 kg	2,9–4,8 kg	3,8–6,2 kg
	800	0,9–1,4 kg	1,4–2,8 kg	2,6–4,3 kg	3,4–5,6 kg
	900	0,8–1,3 kg	1,3–2,5 kg	2,3–3,8 kg	3,0–5,0 kg
	1.000	0,7–1,2kg	1,1–2,2 kg	2,0–3,5 kg	2,7–4,5 kg

pesi frontale per 1x guarnitura; per larghezze corpo da 600 mm 2x guarniture

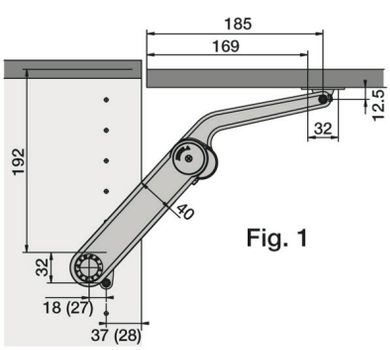

Fig. 1

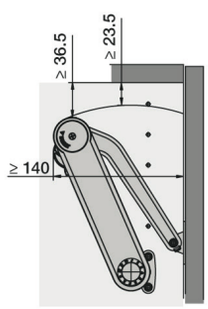

Fig. 1

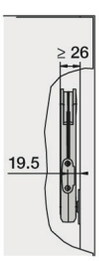

Fig. 2

Un set contiene: 1 guarnitura, 1 angolare di fissaggio per il corpo e 1 angolare per il frontale

Angolare di fissaggio per il corpo: 37 mm di foro

Fig.: 90° Angolo di apertura
Fig. 1 - Vista parte sinistra del corpo (guarnitura a destra)
Fig. 2 - Vista dal davanti

ART. - ITEM
05.2716

Sistema di sollevamento FREE
Lifting system FREE

Design compatto, scorrimento ottimale, arresto multiposizione. Angolo di apert ura 90° e 107°. Regolazione tridimensionale centralizzata e regolazione della forza. Massima flessibilità con 7 tipologie: altezze del frontale da 200 a 650mm; larghezze del frontale fino a 1200mm; peso del frontale da 0,7 a 27kg.
Compact design, optimal flow, multi-stop. Opening angles 90° and 107°. Dimensional adjustment centralized and force control. Maximum flexibility with 7 types : front heights from 200 to 650mm; front widths up to 1200mm; front weight from 0,7 to 27kg.





COD.	DESCRIZIONE / DESCRIPTION	
05.2716617035	**SET FREE II MINI A GRIGIO** / *FREE II MINI A COMPLETE SET GREY*	1 PZ
05.2716627035	**SET FREE II MINI B GRIGIO** / *FREE II MINI B COMPLETE SET GREY*	1 PZ
05.2716637035	**SET FREE II MINI C GRIGIO** / *FREE II MINI C COMPLETE SET GREY*	1 PZ
05.2716647035	**SET FREE II FORTE D GRIGIO** / *FREE II FORTE D COMPLETE SET GREY*	1 PZ
05.2716657035	**SET FREE II FORTE E GRIGIO** / *FREE II FORTE E COMPLETE SET GREY*	1 PZ
05.2716667035	**SET FREE II FORTE F GRIGIO** / *FREE II FORTE F COMPLETE SET GREY*	1 PZ
05.2716677035	**SET FREE II FORTE G GRIGIO** / *FREE II FORTE G COMPLETE SET GREY*	1 PZ
05.2716880000	**LIMITATORE DI APERTURA 90°X FREE II MINI** / *STOP OPENING 90° FOR SET FREE MINI*	1 PZ

N° art.	FREE mini - A 27 1661	FREE mini - B 27 1662	FREE mini - C 27 1663
Altezza del corpo mm	Peso del frontale* kg	Peso del frontale* kg	Peso del frontale* kg
≥200	1,7 - 4,6	3,7 - 7,9	6,8 - 14,7
≤225	1,5 - 4,1	3,1 - 7,1	6,0 - 13,1
≤250	1,3 - 3,8	2,9 - 6,4	5,4 - 11,8
≤275	1,2 - 3,3	2,5 - 5,7	4,8 - 10,6
≤300	1,1 - 3,1	2,4 - 5,1	4,4 - 9,6
≤325	1,0 - 2,8	2,1 - 4,6	4,0 - 8,8
≤350	0,9 - 2,6	2,0 - 4,2	3,7 - 8,1
≤375	0,9 - 2,3	1,9 - 3,8	3,5 - 7,5
≤400	0,8 - 2,1	1,7 - 3,6	3,2 - 7,0
≤425	0,7 - 1,9	1,5 - 3,4	2,9 - 6,5
≤450	0,6 - 1,7	1,4 - 3,2	2,7 - 6,1

Un set è composto da:
2 guarniture FREE mini (destra e sinistra)
2 coperture per la guarnitura (destra e sinistra) 2 piastre di fissaggio per il frontale
maschera di foratura

Angolo di apertura 107°
Colori: grigio (7035) bianco (9966)



Limitatore dell'angolo di apertura a 90°
per FREE mini grigio (7035) N° art. 27 1688



N° art.	FREE forte - D 27 1664	FREE forte - E 27 1665	FREE forte - F 27 1666	FREE forte - G 27 1667
Altezza del corpo mm	Peso del frontale* kg	Peso del frontale* kg	Peso del frontale* kg	Peso del frontale* kg
≥350	5,2 - 11,0	6,7 - 14,3	10,1 - 21,4	13,5 - 27,3
≤375	4,9 - 10,2	6,3 - 13,1	9,4 - 19,8	12,5 - 25,2
≤400	4,7 - 9,6	5,9 - 12,4	8,9 - 18,6	11,8 - 23,3
≤425	4,4 - 9,0	5,6 - 11,6	8,3 - 17,4	11,0 - 21,8
≤450	4,1 - 8,4	5,2 - 10,9	7,8 - 16,3	10,4 - 20,5
≤475	3,9 - 8,0	4,9 - 10,3	7,4 - 15,4	9,8 - 19,3
≤500	3,7 - 7,5	4,7 - 9,7	7,0 - 14,6	9,2 - 18,3
≤525	3,5 - 7,1	4,4 - 9,2	6,6 - 13,9	8,8 - 17,3
≤550	3,3 - 6,8	4,2 - 8,8	6,3 - 13,2	8,3 - 16,5
≤575	3,2 - 6,5	4,0 - 8,4	6,0 - 12,5	8,0 - 15,6
≤600	3,0 - 6,2	3,8 - 8,0	5,7 - 12,0	7,6 - 15,0
≤625	2,8 - 5,9	3,6 - 7,6	5,4 - 11,5	7,2 - 14,4
≤650	2,6 - 5,6	3,4 - 7,3	5,3 - 11,0	6,9 - 14,0

*Peso anta frontale compresa la maniglia

Un set è composto da:
2 guarniture FREE forte (destra e sinistra)
2 coperture per la guarnitura (destra e sinistra)
2 piastre di fissaggio per il frontale
maschera di foratura

Angolo di apertura 107°
Limitatoredell'angolo di apertura a 90° integrato nella guarnitura
Colori: grigio (7035) bianco (9966)



ART. - ITEM
05.2718

Sistema di sollevamento FREE FOLD
Lifting system FREE FOLD

Il sistema intelligente FREEfold, muovendosi verso l'alto, fa ripiegare su di sè il frontale risparmiando spazio. In questo modo nascono intelligenti soluzioni per soffitti bassi, pensili di altezza diversa e frontali grandi e pesanti. La grande offerta di soluzioni per la progettazione è convincente. Movimenti efficienti per cucine moderne. Il sistema Multi-Position-Stopp (MPS) integrato mantiene il frontale nella posizione desiderata. Le cerniere intermedie di sicurezza prevengono lo schiacciamento delle dita. FREEfold è ideale per frontali di vetro e crea impressioni trasparenti e luminose ricche di fascino.

The intelligent FREEfold lifter folds up the front panel as it lifts for a space-saving solution. The fitting offers an intelligent basis on which to plan wall unit solutions for low ceilings, wall units that vary in height and large, heavy front panels. This fitting offers the kitchen planner multiple options for the planning process. Efficient movement sequences for today's kitchens. The integr ated Multi-Position-STOPP guarantees that the front will stop immediately and securely in any position. Safety hinges on the fold prevent any risk of finger pinching. FREEfold is ideal for glass fronts where it generates fascinating impressions of transparency and lighting.





COD.	DESCRIZIONE / DESCRIPTION	
05.2715580000	**CERNIERA INTERM.FREEFOLD FISS.VITI EURO** / *MIDDLE HINGE FREE FOLD WITH EURO SCREWS*	1 PZ
05.2717860000	**SET COPERTURE FREE FOLD DX+SX GRIGIO** / *GREY COVER FOR FREE FOLD RIGHT+LEFT*	1 PZ
05.2717870000	**SET COPERTURE FREE FOLD DX+SX BIANCO** / *WHITE COVER FOR FREE FOLD RIGHT+LEFT*	1 PZ
05.2718740000	**SIS.FREE FOLD ANTA H.650-730 KG.3,9-7,9** / *FREE FOLD DOOR H.650-730 KG.3,9-7,9*	1 PZ
05.2718750000	**SIS.FREE FOLD ANTA H.650-730 KG.5,8-11,6** / *FREE FOLD DOOR H.650-730 KG.5,8-11,6*	1 PZ
05.2718780000	**SIS.FREE FOLD ANTA H.710-790 KG.3,5-7,2** / *FREE FOLD DOOR H.710-790 KG.3,5-7,2*	1 PZ
05.2718790000	**SIS.FREE FOLD ANTA H.710-790 KG.5,2-10,3** / *FREE FOLD DOOR H.710-790 KG.5,2-10,3*	1 PZ
05.2718800000	**SIS.FREE FOLD ANTA H.710-790 KG.8,7-17,2** / *FREE FOLD DOOR H.710-790 KG.8,7-17,2*	1 PZ
05.2718820000	**SIS.FREE FOLD ANTA H.770-840 KG.3,2-6,7** / *FREE FOLD DOOR H.770-840 KG.3,2-6,7*	1 PZ
05.2718830000	**SIS.FREE FOLD ANTA H.770-840 KG.4,9-9,8** / *FREE FOLD DOOR H.770-840 KG.4,9-9,8*	1 PZ
05.2718870000	**SIS.FREE FOLD ANTA H.840-910 KG.4,5-9,00** / *FREE FOLD DOOR H.840-910 KG.4,5-9,00*	1 PZ
05.2718880000	**SIS.FREE FOLD ANTA H.840-910 KG.7,3-14,6** / *FREE FOLD DOOR H.840-910 KG.7,3-14,6*	1 PZ

Altezza del corpo mm	Peso del frontale* kg	N° art.	Altezza del corpo mm	Peso del frontale* kg	N° art.
450-480	2,8 - 5,7	27 1857	710-790	3,5 - 7,2	27 1878
	5,6 - 11,3	27 1858		5,2 - 10,3	27 1879
	8,3 -16,3	27 1859		8,7 - 17,2	27 1880
480-530	2,6 - 5,2	27 1861	770-840	3,2 - 6,7	27 1882
	5,2 - 10,6	27 1862		4,9 - 9,8	27 1883
	7,8 - 15,1	27 1863		8,0 - 15,5	27 1884
520-590	2,4 - 4,9	27 1865	840-910	4,5 - 9,0	27 1887
	4,8 - 9,8	27 1866		7,3 - 14,6	27 1888
	7,2 - 14,1	27 1867	910-970	4,2 - 8,0	27 1891
	11,8 - 23,3	27 1868		6,8 - 13,5	27 1892
580-650	2,2 - 4,4	27 1869	960-1.010	3,9 - 7,6	27 1895
	4,3 - 8,8	27 1870		6,5 - 12,8	27 1896
	6,0 - 12,2	27 1871	1.000-1.040	3,7 - 7,3	27 1899
	10,6 - 20,9	27 1872		6,2 - 12,3	27 1900
650-730	1,9 - 4,0	27 1873	*Peso anta frontale compresa la maniglia		
	3,9 - 7,9	27 1874			
	5,8 - 11,6	27 1875			
	9,5 - 18,7	27 1876			

Set di guarniture FREEfold nichelato (0006)
Un set è composto da: 2 guarniture FREEfold (destra e sinistra)
2 piastre di fissaggio per il frontale e maschera di foratura

Set di calotte di copertura (destra e sinistra) 27 1786
Colori: grigio (7035) bianco (9966)



Cerniera intermedia nichelato (0006)



per viti Euro 27 1558
Limitatore dell'angolo di apertura grigio (7040) 27 1958



ART. - ITEM
05.2719

Sistema di sollevamento FREE SLIDE
Lifting system FREE SLIDE

La forma al servizio della funzionalità e con un'ottima estetica. FREEslide solleva il frontale verticalmente consentendo nuove possibilità creative in cucina. Anche per pensili sovrapposti o per pensili con profilo luminoso o con cornice FREEslide è la soluzione perfetta. Tutto il contenuto è facilmente raggiungibile e il sistema Multi-Position-Stopp (MPS) integrato mantiene il frontale nella posizione desiderata. Molto comfort dietro ai frontali dall'estetica uniforme non solo in cucina, bensì in tutta la casa.
Form follows function and beautifully. FREEslide lifts the front panel vertically, opening up totally new design potential for kitchen planning. FREEslide is the perfect choice when units are stacked on top of each other or for wall units with top lighting or cornices. The integrated Multi-Position-STOPP guarantees that the front will stop immediately and securely in any position. This means there's a lot of user convenience tucked away behind a visually smooth run of fronts, not only in the kitchen, but anywhere in the house





COD.	DESCRIZIONE / DESCRIPTION	
05.2718100000	**SET COPERTURE FREE SLIDE DX/SX GRIGIA** / *GREY COVER FOR FREE SLIDE RIGHT+LEFT*	1 PZ
05.2718110000	**SET COPERTURE FREE SLIDE DX/SX BIANCHE** / *WHITE COVER FOR FREE SLIDE RIGHT+LEFT*	1 PZ
05.2719100000	**SIS.FREE SLIDE ANTA H.380-500KG.6,3-11,8** / *FREE SLIDE DOOR H.380-500 KG.6,3-11,8*	1 PZ
05.2719110000	**SIS.FREE SLIDE ANTA H.380-500KG.9,3-17,4** / *FREE SLIDE DOOR H.380-500 KG.9,3-17,4*	1 PZ
05.2719140000	**SIS.FREE SLIDE ANTA H.430-600 KG.5,0-9,7** / *FREE SLIDE DOOR H.430-600 KG.5,0-9,7*	1 PZ
05.2719150000	**SIS.FREE SLIDE ANTA H.430-600KG.7,4-14,6** / *FREE SLIDE DOOR H.430-600 KG.7,4-14,6*	1 PZ
05.2719180000	**BARRA DI TORSIONE ALL.ANOD.L.600 mm** / *CONNECTING ROD L.600MM*	1 PZ
05.2719200000	**BARRA DI TORSIONE ALL.ANOD.L.900 mm** / *CONNECTING ROD L.900MM*	1 PZ

Altezza del corpo mm	Altezza libera mm	Peso del frontale* kg	N° art.	Altezza interna utile (NH)	Larghezza interna utile (NB)
320-360	≥280	3,0 - 5,7	27 1901	ca. 240-280 mm	KB – 2xK – 2x36
		4,8 - 9,3	27 1902		
		8,7 - 16,5	27 1903		
345-420	≥308	2,4 - 4,8	27 1904	ca. 265-340 mm	KB – 2xK – 2x36
		4,1 - 8,0	27 1905		
		7,4 - 14,0	27 1906		
		11,0 - 19,6	27 1907		
380-500	≥343	2,0 - 3,8	27 1908	ca. 300-420 mm	KB – 2xK – 2x36
		3,4 - 6,7	27 1909		
		6,3 - 11,8	27 1910		
		9,3 - 17,4	27 1911		
430-600	≥388	1,6 - 3,3	27 1912	ca. 350-520 mm	KB – 2xK – 2x36
		2,6 - 5,5	27 1913		
		5,0 - 9,7	27 1914		
		7,4 - 14,6	27 1915		

*Peso anta frontale compresa la maniglia

Set di calotte di copertura (destra e sinistra) 27 1810
Colori: grigio (7035) bianco (9966)



Barra di torsione Alluminio anodizzato (0038)

Larghezza corpo mm	Spessore corpo mm	Lunghezza mm	N° art.
450	16/19	324	27 1916
500	16/19	374	27 1917
600	16/19	474	27 1918
800	16/19	674	27 1919
900	16/19	774	27 1920

ART. - ITEM
05.5008

Pistone a gas progressivo
Gas progressive piston

Pistone a gas ad apertura progressiva che permette di fermare l'antina nella posizione desiderata. Finitura: grigia.
Gas piston with progressive door opening which allows to stop the door in any required position. Finishing: grey.

DATI TECNICI/TECHNICAL DATA mm

KG	60N



COD.	DESCRIZIONE / DESCRIPTION		
05.5008006000	**PISTONE A GAS PROGRESSIVO 60N** */ GAS PROGRESSIVE PISTON 60N*	10 PZ	100 PZ

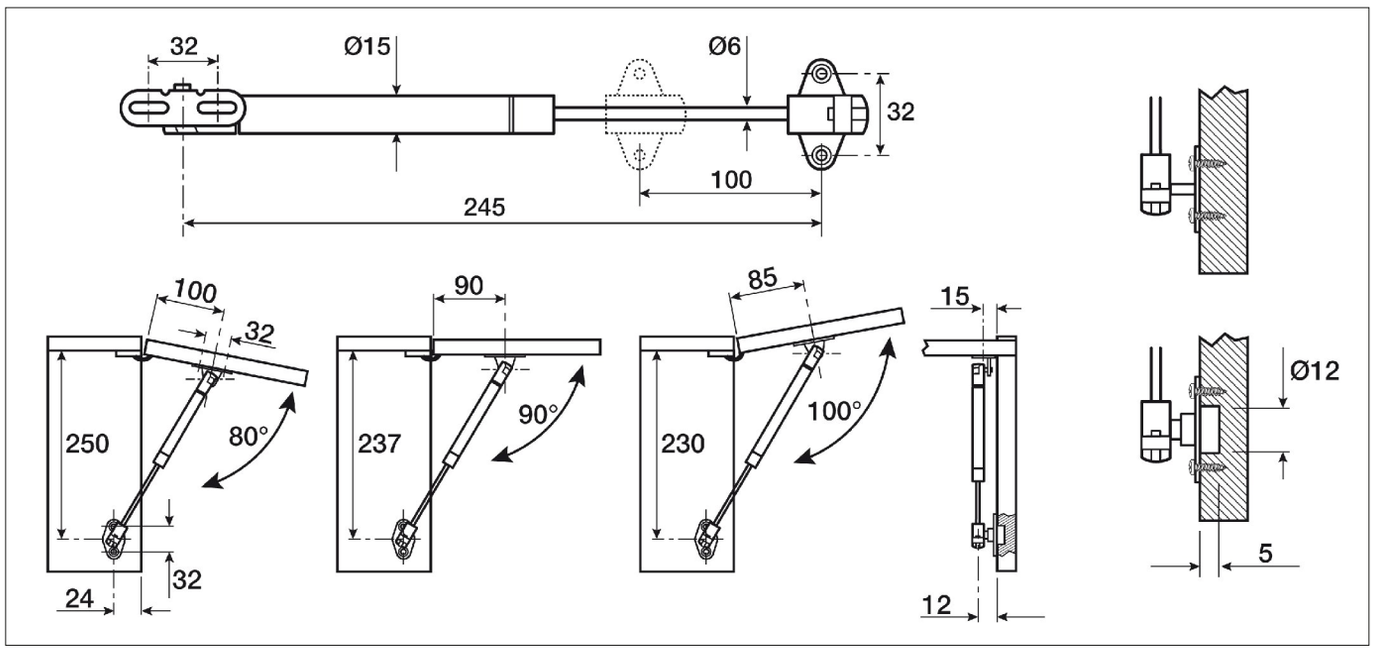

ART. - ITEM
05.5010

Pistone a gas per ribalta
Gas piston for folding door

Pistone a gas per ribalta. Finitura: grigia.
Downward gas piston. Finishing: grey.

DATI TECNICI/TECHNICAL DATA mm

	80N	100N



COD.	DESCRIZIONE / DESCRIPTION		
05.5010008000	**PISTONE A GAS PER RIBALTA 80N** / *DOWNWARD GAS PISTON 80N*	10 PZ	100 PZ
05.5010010000	**PISTONE A GAS PER RIBALTA 100N** / *DOWNWARD GAS PISTON 100N*	10 PZ	100 PZ

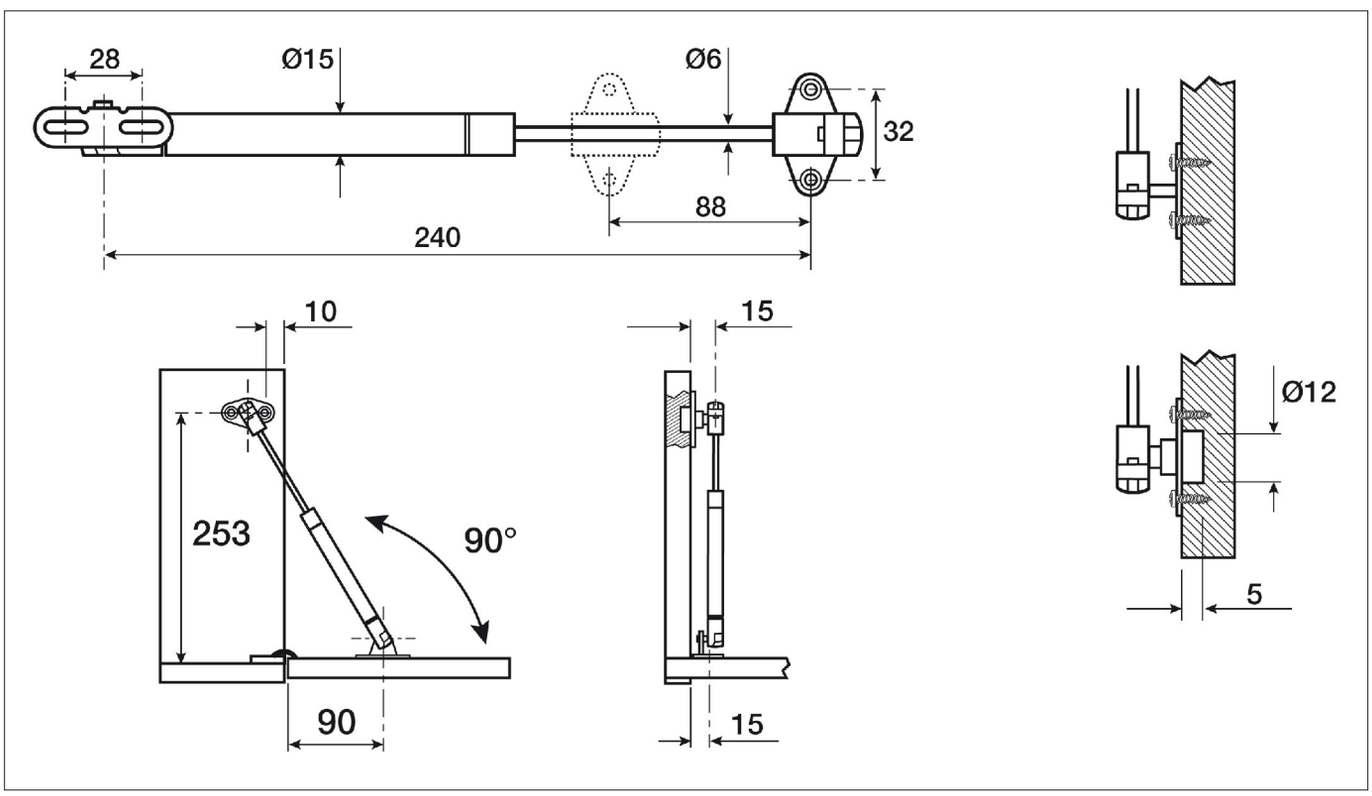

ART. - ITEM
05.5012

Pistone a gas
Gas piston

Pistone a gas. Finitura: grigia.
Gas piston. Finishing: grey.

DATI TECNICI/TECHNICAL DATA mm

	50N	80N	100N	120N	150N
KG					



COD.	DESCRIZIONE / DESCRIPTION		
05.5012005000	**PISTONE A GAS 50N** / *PISTON FOR WOOD FLAP 50N*	10 PZ	100 PZ
05.5012008000	**PISTONE A GAS 80N** / *PISTON FOR WOOD FLAP 80N*	10 PZ	100 PZ
05.5012010000	**PISTONE A GAS 100N** / *PISTON FOR WOOD FLAP 100N*	10 PZ	100 PZ
05.5012012000	**PISTONE A GAS 120N** / *PISTON FOR WOOD FLAP 120N*	10 PZ	100 PZ
05.5012015000	**PISTONE A GAS 150N** / *PISTON FOR WOOD FLAP 150N*	10 PZ	100 PZ

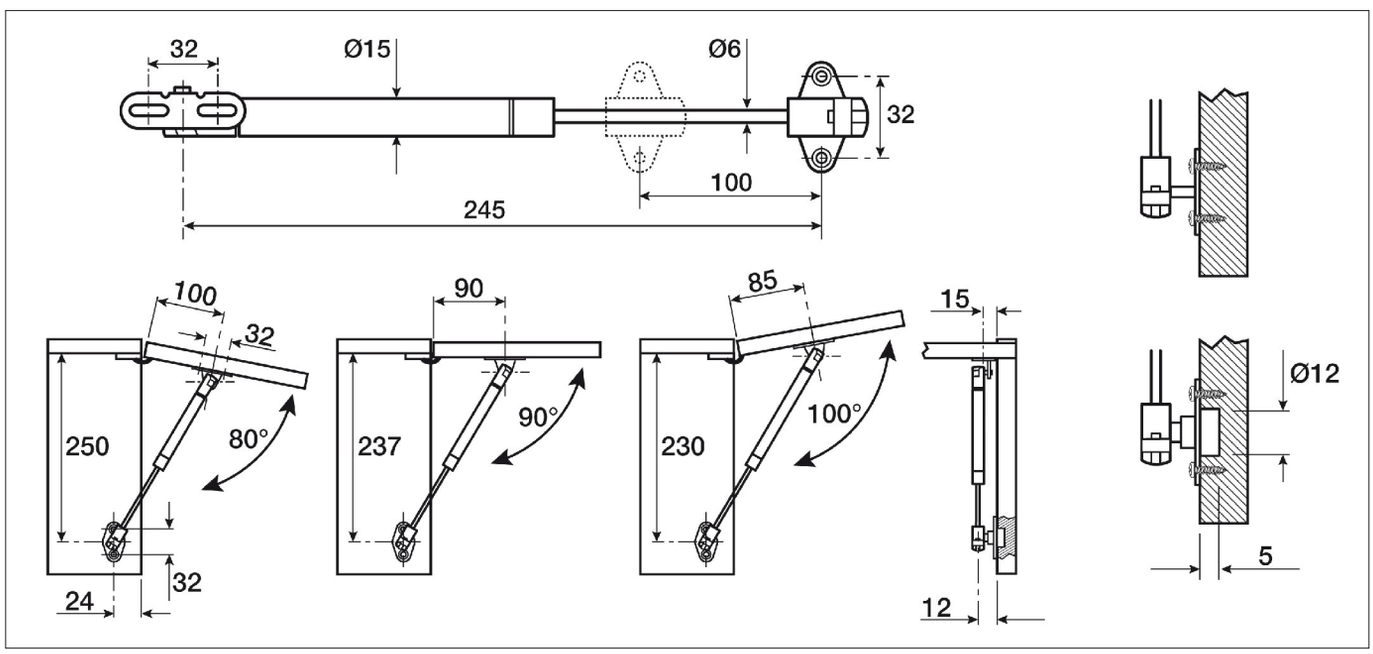

ART. - ITEM
05.5012C

Pistone a gas
Gas piston

Pistone a gas. Finitura: nera.
Gas piston. Finishing: black.

DATI TECNICI/TECHNICAL DATA mm

	100N	150N
KG		



COD.	DESCRIZIONE / DESCRIPTION		
05.5012C10041	**BRACCETTO A GAS NERO ART.621 K10** */ BLACK GAS PISTON 100N ART. 621*	10 PZ	30 PZ
05.5012C15041	**BRACCETTO A GAS NERO ART.621 K15** */ BLACK GAS PISTON 150N ART. 621*	10 PZ	30 PZ

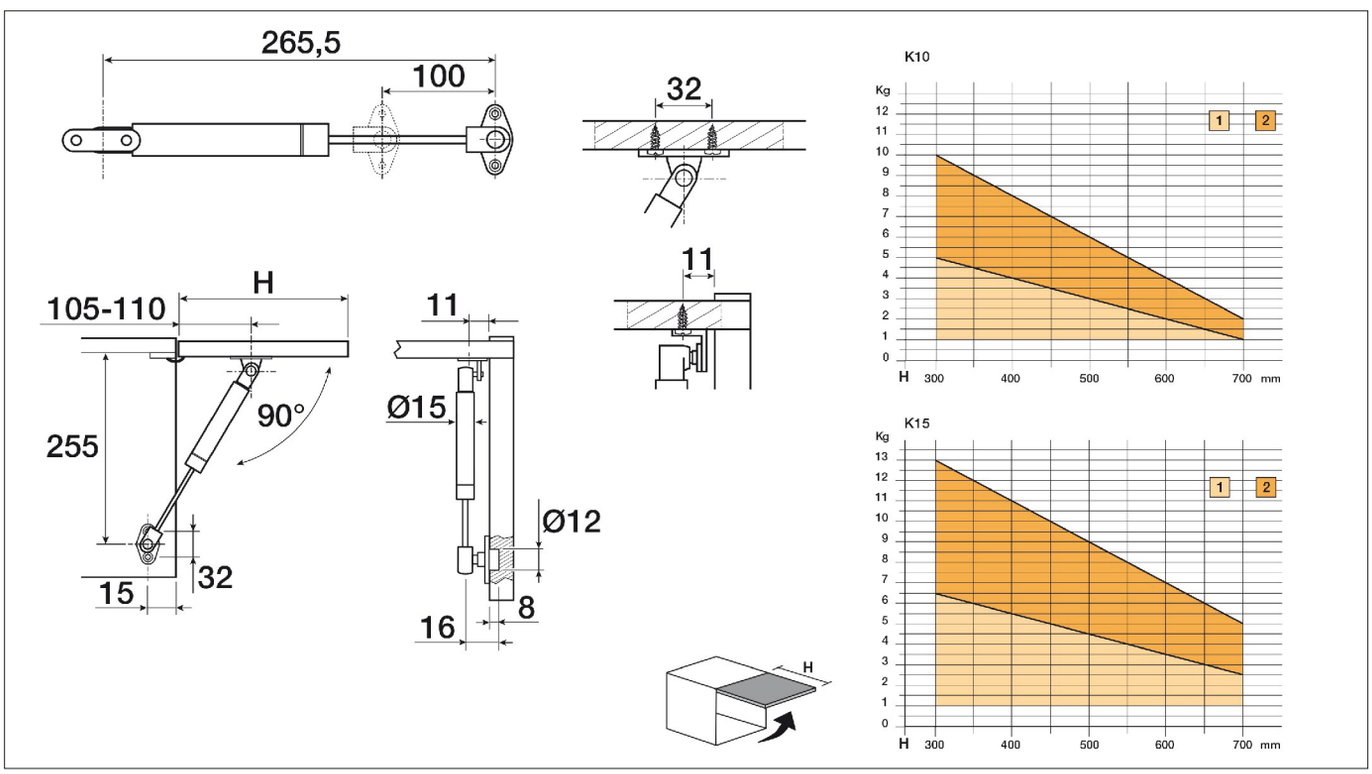

ART. - ITEM
05.5014E

Braccetto snodato frenante
Braking rod

Braccetto snodato frenante per cappa e per ribalta. Finitura: cromata.
Braking rod for hood and flap door. Finishing: chrome plated.



COD.	DESCRIZIONE / DESCRIPTION		
05.5014ED0010	**BRACCETTO T.NUOVO CAPPA/RIBALTA** / *CHROMED NEW BRAKING ROD RIGHT*	10 PZ	100 PZ
05.5014ES0010	**BRACCETTO T.NUOVO CAPPA/RIBALTA** / *CHROMED NEW BRAKING ROD LEFT*	10 PZ	100 PZ

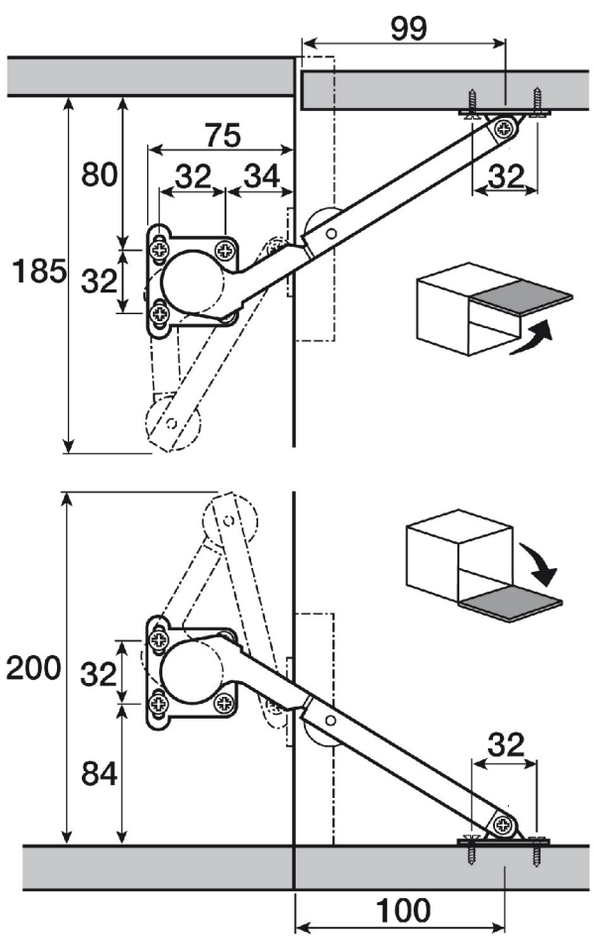

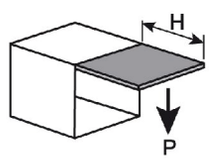

P	H						
	300	400	500	600	700	800	900
1 kg	1	1	1	1	1	1	1
2 kg	1	1	1	1	1	1	1
3 kg	1	1	1	1	2	2	2
4 kg	1	1	2	2	2	2	2
5 kg	1	2	2	2	2	-	-
6 kg	1	2	2	2	-	-	-
7 kg	2	2	2	-	-	-	-
8 kg	2	2	-	-	-	-	-
9 kg	2	2	-	-	-	-	-
10 kg	2	-	-	-	-	-	-
11 kg	2	-	-	-	-	-	-
12 kg	2	-	-	-	-	-	-

ART. - ITEM
05.5014

Snodo frenante
Braking rod

Braccetto snodato frenante per cappa. Finitura: nichelata.
Braking rod for hood. Finishing: nickel plated.



COD.	DESCRIZIONE / DESCRIPTION	
05.5014CD0008	**SNODO F.NICHELATO X ALZATA ART.600 DX** / *RIGHT BRAKING ROD ART.600*	10 PZ
05.5014CS0008	**SNODO F.NICHELATO X ALZATA ART.600 SX** / *LEFT BRAKING ROD ART.600*	10 PZ

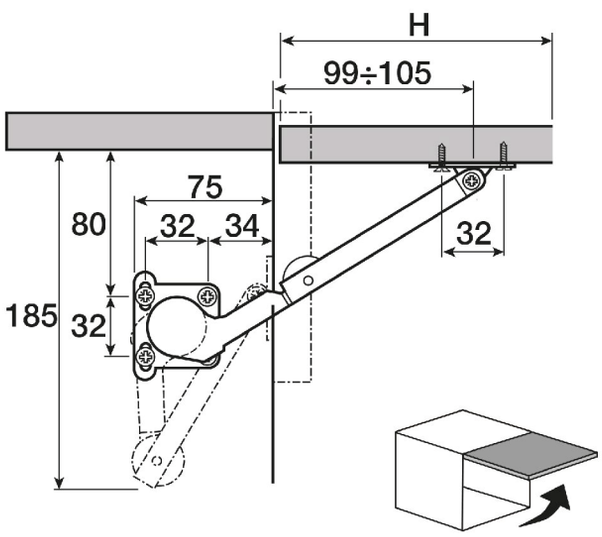

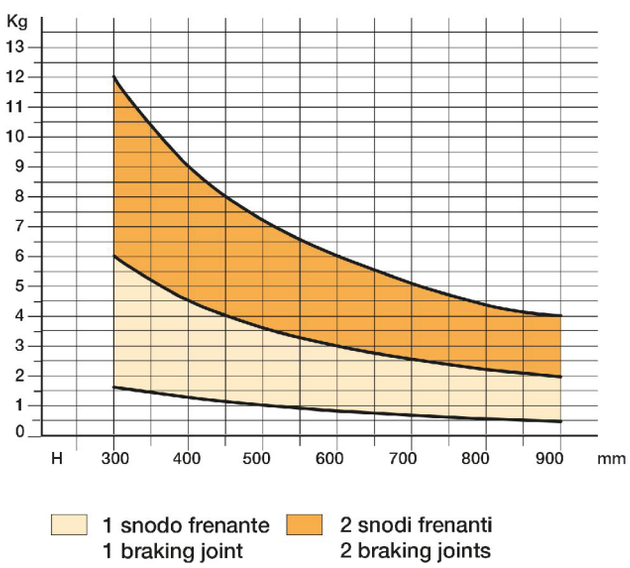

ART. - ITEM
05.5016

Braccetto snodato frenante
Braking rod

Braccetto snodato frenante per cappa. Finiture disponibili: bianca/cromata, nera/cromata.
Braking rod for hood. Available finishing: white/chrome plated, black/chrome p lated.



COD.	DESCRIZIONE / DESCRIPTION	
05.5016000140	**BRACCETTO CAPPA SDS C-301 RINF.BIANCO** */ WHITE BRAKING ROD SDS C-301*	20 PZ
05.5016000141	**BRACCETTO CAPPA SDS C-301 RINF.NERO** */ BLACK BRAKING ROD SDS C-301*	20 PZ

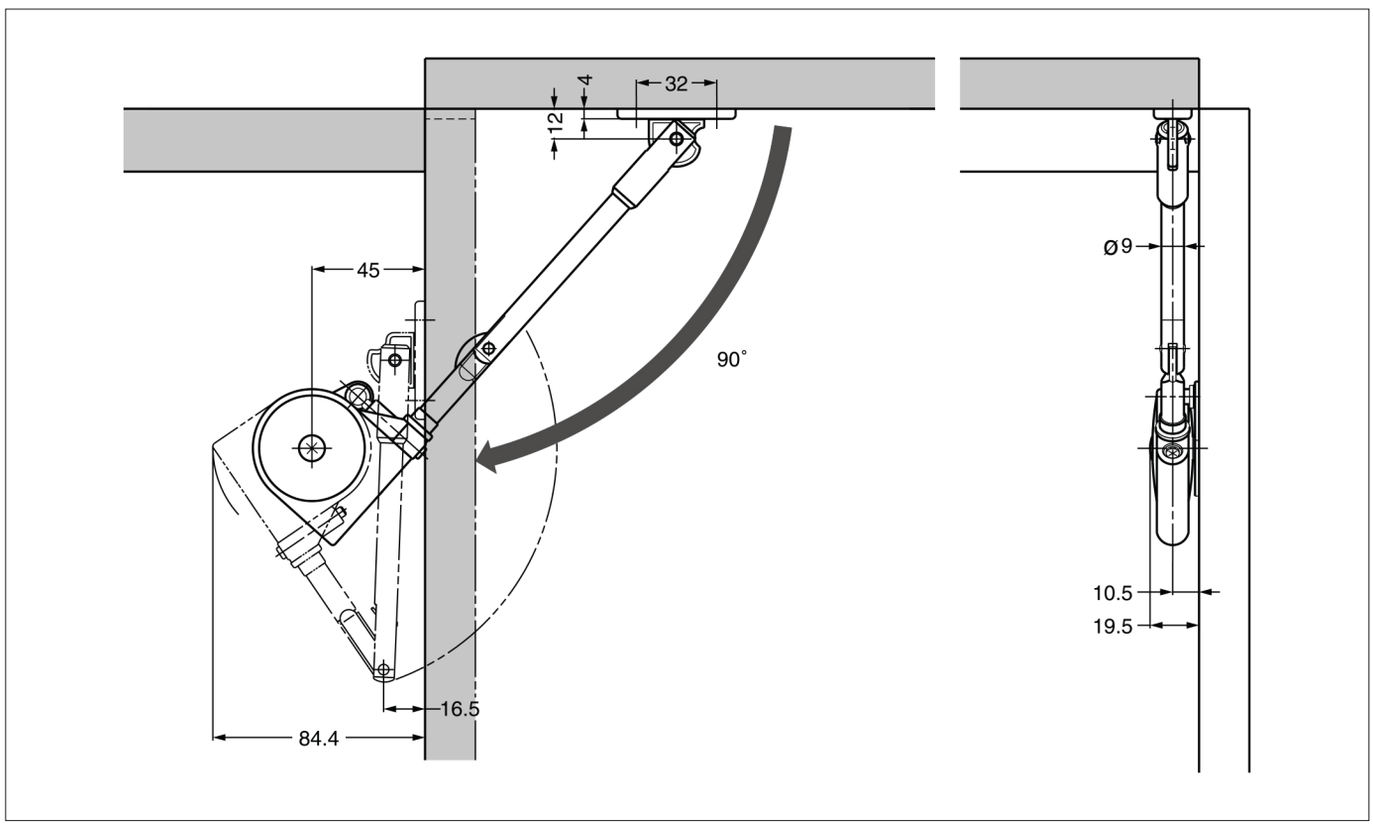

ART. - ITEM
05.5048

Asta snodata a scatto
Snap rod

Asta snodata a scatto per cappa. Finitura: nichelata.
Snap rod for hood. Finishing: nickel plated.

DATI TECNICI/TECHNICAL DATA mm			
L	200	250	300



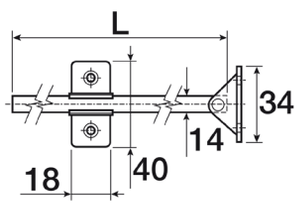

COD.	DESCRIZIONE / DESCRIPTION	
05.5048020008	**ASTA ART.214 CM.20 NICHELATA** / *NICKEL PL.SNAP ROD ART.214 CM.20*	24 PZ
05.5048025008	**ASTA ART.214 CM.25 NICHELATA** / *NICKEL PL.SNAP ROD ART.214 CM.25*	24 PZ
05.5048030008	**ASTA ART.214 CM.30 NICHELATA** / *NICKEL PL.SNAP ROD ART.214 CM.30*	24 PZ

ART. - ITEM
05.5014R

Braccetto snodato frenante
Braking rod

Braccetto snodato frenante per ribalta. Finitura: nichelata.
Braking rod for flap door. Finishing: nickel plated.



COD.	DESCRIZIONE / DESCRIPTION	
05.5014RCD008	**SNODO F.NICHELATO X RIBALTA ART.601 DX** / *NICHEL PL.BRAKING ROD RIGHT ART.601*	10 PZ
05.5014RCS008	**SNODO F.NICHELATO X RIBALTA ART.601 SX** / *NICHEL PL.BRAKING ROD LEFT ART.601*	10 PZ

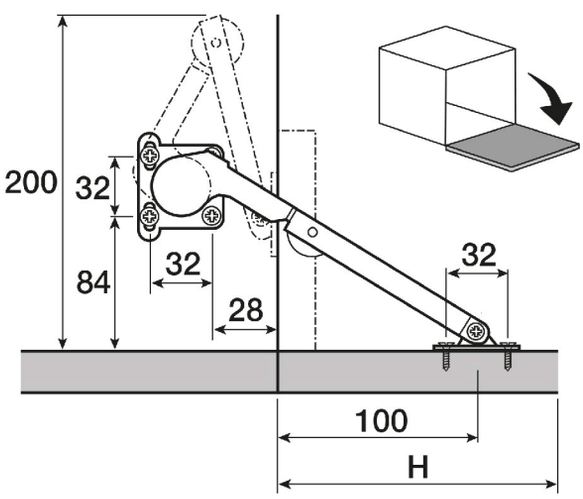

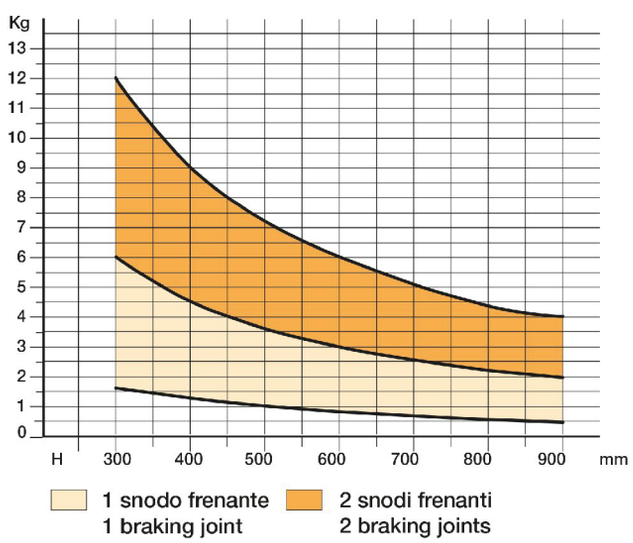

ART. - ITEM
05.5015

Braccetto snodato frenante
Braking rod

Braccetto snodato frenante per ribalta. Finiture disponibili: bianca/cromo, nera/cromo.
Braking rod for flap door. Availabe finishing: white/chrome plated, black/chro me plated.



COD.	DESCRIZIONE / DESCRIPTION	
05.5015000040	**BRACCETTO PER RIBALTA SDS C100 BIANCO** / *WHITE BRAKING ROD SDS C100*	20 PZ
05.5015000041	**BRACCETTO PER RIBALTA SDS C100 NERO** / *BLACK BRAKING ROD SDS C100*	20 PZ

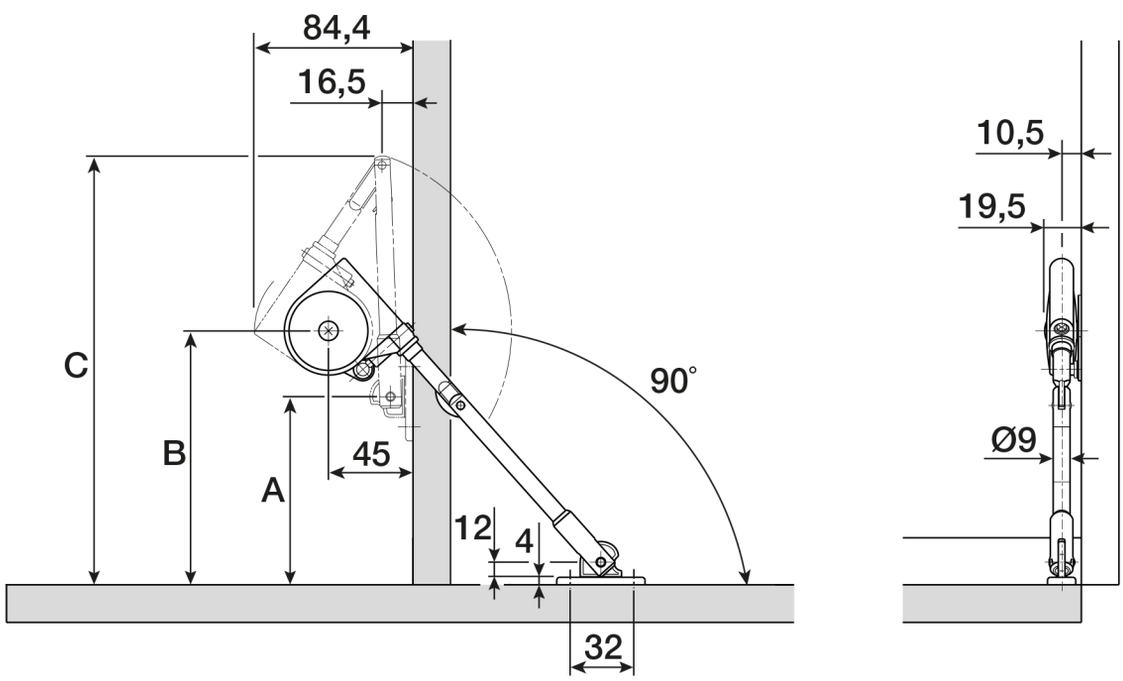

Montaggio anta	Coverage	A	B	C
Sormonto totale	Full overlay	108	143	232
Mezzo collo	Overlay	100	135	223
In luce	Inset	97	132	220

ART. - ITEM
05.5030

Asta snodata tipo leggero con fermo
Light hinged rod with stop

Asta snodata tipo leggero con fermo destra o sinistra. Finiture disponibili: ottonata, nichelata.
Light hinged rod with stop left or right. Available finishing: brassed, nicke l plated.

DATI TECNICI/TECHNICAL DATA mm

L + L1	150	200	250	300



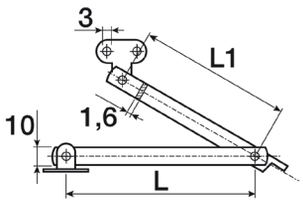

COD.	DESCRIZIONE / DESCRIPTION	
05.5030015002	**ASTA ART.2222 CM.15 OTTONATA DX C/FERMO** / *R. BRASSED ROD ART.2222 CM.15 W/STOP*	50 PZ
05.5030015008	**ASTA ART.2222 CM.15 NICHELATA DX C/FERMO** / *R. NICKEL PL. ROD ART.2222 CM.15 W/STOP*	50 PZ
05.5030020002	**ASTA ART.2222 CM.20 OTTONATA DX C/FERMO** / *R. BRASSED ROD ART.2222 CM.20 W/STOP*	50 PZ
05.5030025002	**ASTA ART.2222 CM.25 OTTONATA DX C/FERMO** / *R. BRASSED ROD ART.2222 CM.25 W/STOP*	50 PZ
05.5030030002	**ASTA ART.2222 CM.30 OTTONATA DX C/FERMO** / *R. BRASSED ROD ART.2222 CM.30 W/STOP*	50 PZ
05.5030S15002	**ASTA ART.2222 CM.15 OTTONATA SX C/FERMO** / *L. BRASSED ROD ART.2222 CM.15 W/STOP*	50 PZ
05.5030S15008	**ASTA ART.2222 CM.15 NICHELATA SX C/FERMO** / *L. NICKEL PL. ROD ART.3222 CM.15 W/STOP*	50 PZ
05.5030S20002	**ASTA ART.2222 CM.20 OTTONATA SX C/FERMO** / *L. BRASSED ROD ART.2222 CM.20 W/STOP*	50 PZ
05.5030S25002	**ASTA ART.2222 CM.25 OTTONATA SX C/FERMO** / *L. BRASSED ROD ART.2222 CM.25 W/STOP*	50 PZ
05.5030S30002	**ASTA ART.2222 CM.30 OTTONATA SX C/FERMO** / *L. BRASSED ROD ART.2222 CM.30 W/STOP*	50 PZ

ART. - ITEM
05.5032

Asta snodata tipo pesante con fermo
Heavy hinged rod with stop

Asta snodata tipo pesante con fermo destra o sinistra. Finitura: ottonata.
Heavy hinged rod with stop left or right. Finishing: brassed.

DATI TECNICI/TECHNICAL DATA mm

L + L1	200	250	300



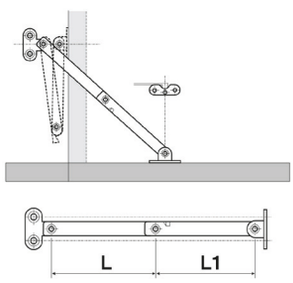

COD.	DESCRIZIONE / DESCRIPTION	
05.5032E02006	**ASTA ART.2398 DA 200 OTT. DX C/TERM.** / *R. BRASSED ROD ART.2398 MM.200 W/STOP*	50 PZ
05.5032E02506	**ASTA ART.2398 DA 250 OTT.DX C/TERM.** / *R. BRASSED ROD ART.2398 MM.250 W/STOP*	50 PZ
05.5032E03006	**ASTA ART.2398 DA 300 OTT. DX C/TERM.** / *R. BRASSED ROD ART.2398 MM.300 W/STOP*	50 PZ
05.5032ES2006	**ASTA ART.2398 DA 200 OTT. SX C/TERM.** / *L. BRASSED ROD ART.2398 MM.200 W/STOP*	50 PZ
05.5032ES2506	**ASTA ART.2398 DA 250 OTT. SX C/TERM.** / *L. BRASSED ROD ART.2398 MM.250 W/STOP*	50 PZ
05.5032ES3006	**ASTA ART.2398 DA 300 OTT. SX C/TERM.** / *L. BRASSED ROD ART.2398 MM.300 W/STOP*	50 PZ

ART. - ITEM
05.5042

Asta snodata per ribalta
Hinged rod

Asta snodata per ribalta. Finitura: tropicalizzata.
Hinged rod for flap door. Finishing: tropicalized.

DATI TECNICI/TECHNICAL DATA mm				
L + L1	150	200	250	300



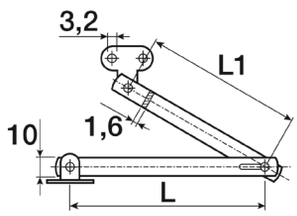

COD.	DESCRIZIONE / DESCRIPTION	
05.5042015006	**ASTA ART.2220 CM.15 C/ASOLA TROPICALIZ.** / *TROPICALIZED ROD CM.15 W/SLOT*	50 PZ
05.5042020006	**ASTA ART.2220 CM.20 C/ASOLA TROPICALIZ.** / *TROPICALIZED ROD CM.20 W/SLOT*	50 PZ
05.5042025006	**ASTA ART.2220 CM.25 C/ASOLA TROPICALIZ.** / *TROPICALIZED ROD CM.25 W/SLOT*	50 PZ
05.5042030006	**ASTA ART.2220 CM.30 C/ASOLA TROPICALIZ.** / *TROPICALIZED ROD CM.30 W/SLOT*	50 PZ

ART. - ITEM
05.5040

Asta snodata tonda
Round hinged rod

Asta snodata tonda per ribalta. Finiture disponibili: bronzata, tropicalizzata.
Round joint. Available finishing: bronzed, tropicalized.

DATI TECNICI/TECHNICAL DATA mm				
L	150	200	250	300



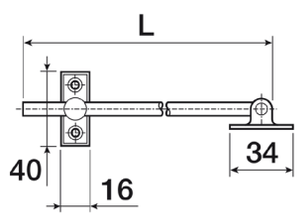

COD.	DESCRIZIONE / DESCRIPTION	
05.5040E15001	**ASTA ART.2209 CM.15 BRONZATA** / *BRONZED ROD ART.209 CM.15*	50 PZ
05.5040E20001	**ASTA ART.2209 CM.20 BRONZATA** / *BRONZED ROD ART.209 CM.20*	50 PZ
05.5040E20006	**ASTA ART.2209 CM.20 TROPICALIZZATA** / *TROPICALIZED ROD ART.209 CM.20*	50 PZ
05.5040E25001	**ASTA ART.2209 CM.25 BRONZATA** / *BRONZED ROD ART.209 CM.25*	50 PZ
05.5040E25006	**ASTA ART.2209 CM.25 TROPICALIZZATA** / *TROPICALIZED ROD ART.209 CM.25*	50 PZ
05.5040E30001	**ASTA ART.2209 CM.30 F.BRONZATA** / *BRONZED ROD ART.209 CM.30*	50 PZ

ART. - ITEM
05.5046

Asta snodata a coda di rondine
Dovetail hinged rod

Asta snodata a coda di rondine con scorrevole in nylon. Finitura: ottone lucido.
Hinged rod with nylon sliding system. Finishing: polished brass.

DATI TECNICI/TECHNICAL DATA mm		
L	150	200



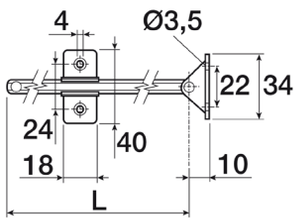

COD.	DESCRIZIONE / DESCRIPTION	
05.5046015002	**ASTA ART.605 DA CM.15 O.L.** / *BRASS ROD ART.605 CM.15*	24 PZ
05.5046020002	**ASTA ART.605 DA CM.20 O.L.** / *BRASS ROD ART.605 CM.20*	24 PZ

ART. - ITEM
05.5072

Asta snodata tonda con freno
Round rod with brake

Asta snodata tonda con freno che permette di regolare la velocità discesa della ribalta agendo sulla vite di regolazione.
Round rod with brake that allows to adjust the door speed thanks to a setting screw.

DATI TECNICI/TECHNICAL DATA mm		
L	200	250
A	100	130
B	130	165



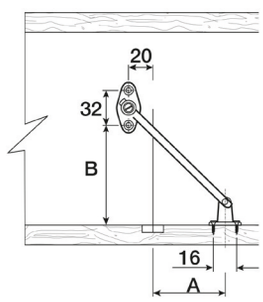

COD.	DESCRIZIONE / DESCRIPTION		
05.5072020010	**ASTA ART.510 MM.200 ZINCO CROMATO** / *CHROMED ZINC ROD CM.20 W/BRAKE*	20 PZ	50 PZ
05.5072025002	**ASTA ART.511 MM.250 OTTONATA** / *BRASSED ROD CM.25 W/BRAKE*	20 PZ	50 PZ
05.5072025010	**ASTA ART.511 MM.250 ZINCO CROMATA** / *CHROMED ZINC ROD CM.25 W/BRAKE*	20 PZ	50 PZ

ART. - ITEM
05.6004

Carrello in acciaio con ruota in acciaio-nylon
Steel truck with steel-nylon wheel

Carrello in acciaio con ruota in acciaio-nylon diametro 18mm completa di corona a sfere. Finitura: zincata.
Steel truck with steel-nylon wheel 18mm diameter with ball bearing. Finishing: zinc-plated.



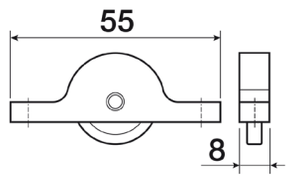

COD.	DESCRIZIONE / DESCRIPTION		
05.6004000000	**CARRELLO TIPO 1333 ACC.DERLIN R.18** / *STEEL TRUCK W/NYLON WHEEL Ø18 W/BALL*	50 PZ	100 PZ

ART. - ITEM
05.6005

Carrello in acciaio con ruota in acciaio
Steel truck with steel wheel

Carrello in acciaio con ruota in acciaio diametro 18mm completa di corona a sfere. Finitura: zincata.
Steel truck with steel wheel 18mm diameter with ball bearing. Finishing: zinc-plated.



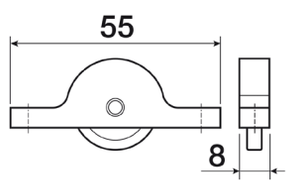

COD.	DESCRIZIONE / DESCRIPTION		
05.6005000000	**CARRELLO TIPO 105 R/ACC.Ø18 SU SFERE** / *STEEL TRUCK W/STEEL WHEEL Ø18 W/BALL*	50 PZ	100 PZ

ART. - ITEM
05.6368

Sistema scorrevole per ante leggere
Sliding system for small doors

Sistema scorrevole per ante di piccole dimensioni. Finiture disponibili: bianco, nero, marrone. Portata : 15Kg.
Plastic sliding system for small doors. Available finishing: white, black, brown. Load capacity: 15Kg.



COD.	DESCRIZIONE / DESCRIPTION		
05.6368000040	**SCORREVOLE SUP.ART.368 BIANCO** / *WHITE UPPER SLIDING ART.368*	100 PZ	1000 PZ
05.6368000041	**SCORREVOLE SUP.ART.368 NERO** / *UPPER BLACK SLIDING ART.368*	100 PZ	1000 PZ
05.6368000042	**SCORREVOLE SUP.ART.368 MARRONE** / *UPPER BROWN SLIDING ART.368*	100 PZ	1000 PZ
05.6369000040	**SCORREVOLE INF.ART.369 BIANCO** / *WHITE LOWER SLIDING ART.369*	100 PZ	1000 PZ
05.6369000041	**SCORREVOLE INF.ART.369 NERO** / *BLACK LOWER SLIDING ART.369*	100 PZ	1000 PZ
05.6369000042	**SCORREVOLE INF.ART.369 MARRONE** / *BROWN LOWER SLIDING ART.369*	100 PZ	1000 PZ
05.6370000040	**PROF.PLAST.X ANTE SCORREVOLI BIANCO MT.2** / *WHITE PLASTIC PROFILE 2MT.*	2 MT	300 MT
05.6370000041	**PROF.PLAST.X ANTE SCORREVOLI NERO MT.2** / *BLACK PLASTIC PROFILE 2MT*	2 MT	300 MT
05.6370000042	**PROF.PLAST.X ANTE SCORR. MARRONE MT.2** / *BROWN PLASTIC PROFILE 2MT*	2 MT	300 MT

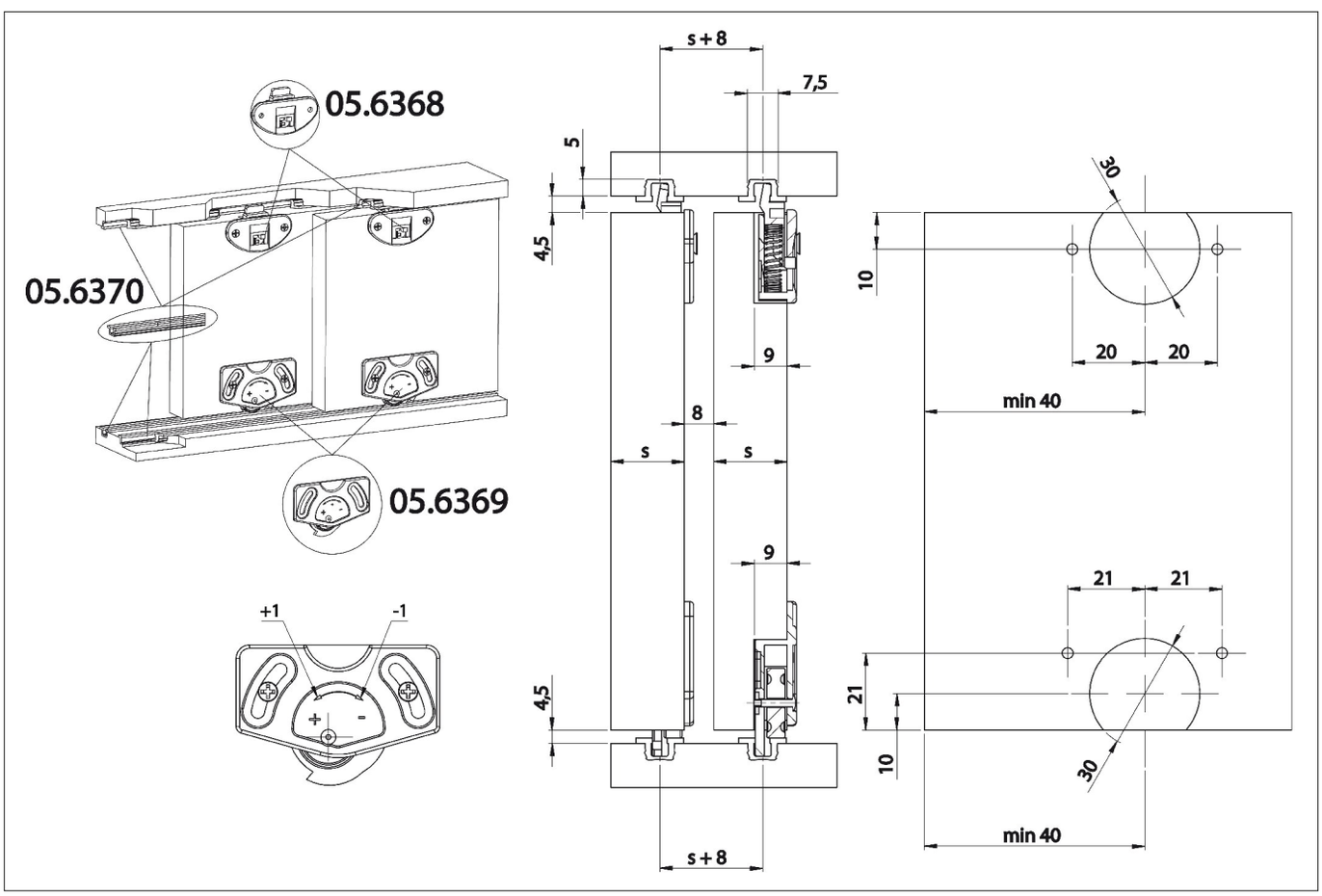

ART. - ITEM
05.7412L

Guarnitura scorrevole kit 1 anta
Sliding system kit for 1 door

Sistema di scorrevoli regolabili per ante in legno. Portata: 30Kg.
Finitura: nera.
Adjustable sliding system for wood panels. Load capacity: 30Kg.
Finishing: black.



COD.	DESCRIZIONE / DESCRIPTION		
05.7412L00041	**GUARNITURA ART.406/412 L P.30KG** / *COMPLETE KIT FOR DOOR ART.406/412 KG.30*	1 PZ	100 PZ
05.85SLXB3042	**PROFILO PLASTICA MARRONE SLX 3000MM** / *BROWN PLASTIC PROFILE SLX 3000MM*	3 MT	300 MT
05.85SLXC3042	**PROFILO ALLUMINIO GREZZO SLX 3000MM** / *RAW ALUMINIUM PROFILE SLX 3000MM*	3 MT	300 MT

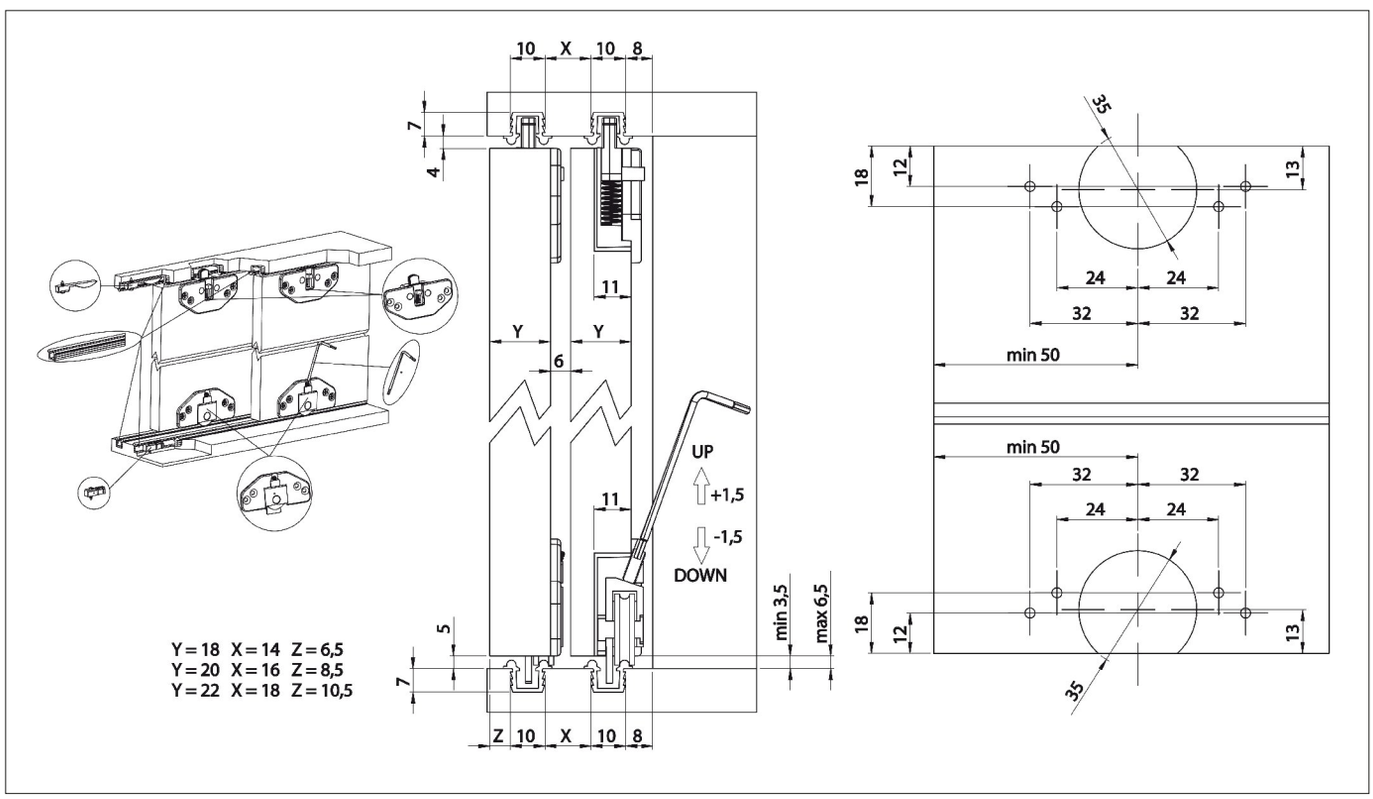

ART. - ITEM
05.85SETRA

Guarnitura scorrevole kit 1 anta
Sliding system kit for 1 door

Sistema di scorrevoli regolabili per ante in legno. Portata: 50KG
Kit for adjustable sliding system for wood door. Capacity: 50KG



COD.	DESCRIZIONE / DESCRIPTION		
05.85SETB3042	**PROFILO PLASTICA MARRONE SET DA 3000MM** / *BROWN PLASTIC PROFILE SET 3000MM*	3 MT	
05.85SETC3001	**PROFILO ALLUMINIO BRONZO SET DA 3000MM** / *BRONZED ALUMINIUM PROFILE SET 3000MM*	3 MT	
05.85SETRA101	**GUARNITURA SET 1 PORTA P.50KG BRONZATA** / *BRONZED SET KIT FOR 1 DOOR 50KG*	1 PZ	50 PZ

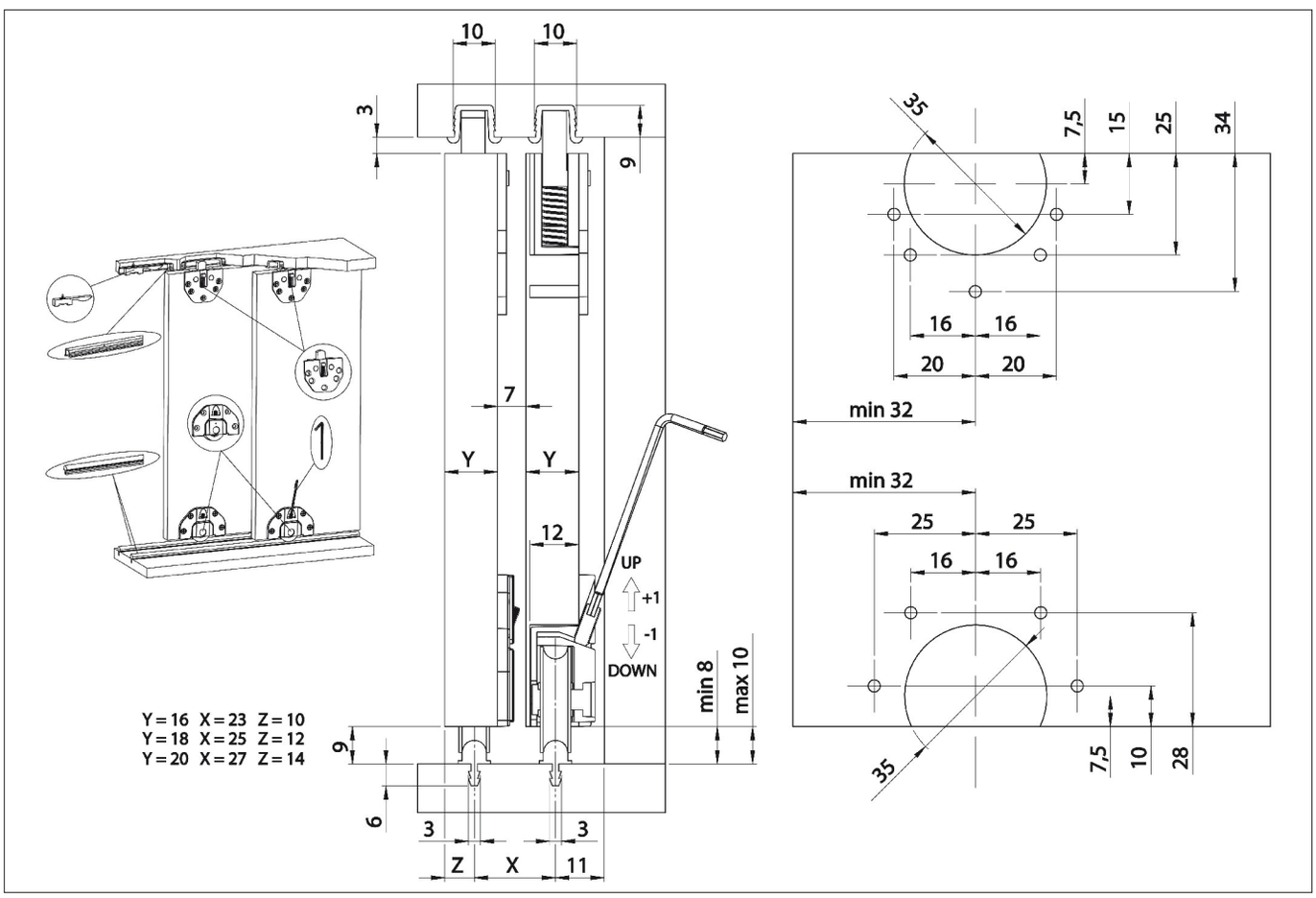

ART. - ITEM
05.SCST1

Guarnitura 1 anta
Complete kit for 1 door

Guarnitura 1 anta. Portata: 40Kg. Finiture disponibili: bronzo, zincata.
Complete kit for 1 door. Load capcity: 40Kg. Available finishing: bronzed, zinc plated.

DATI TECNICI/TECHNICAL DATA mm

Kg40



COD.	DESCRIZIONE / DESCRIPTION	
05.7650000001	**GUARNITURA ART.639/650 E. PER ANTE SCORR** / *BRONZED KIT ART.639/650 40KG*	1 PZ
05.7650000009	**GUARNITURA ART.639/650 E. PER ANTE SCORR** / *ZINC PLATED KIT ART.639/650 40KG*	1 PZ
05.7620000000	**BINARIO INFERIORE 620/G MT.3 ALL.GREZZO** / *RAW LOWER PROFILE 3MT ART.620/G*	3 MT
05.7620000001	**BINARIO INFERIORE 620/B MT.3 ALL.BRONZO** / *BRONZED LOWER PROFILE 3MT ART.620/B*	3 MT
05.7620000003	**BINARIO INFERIORE 620/N MT.3 ALL.NERO** / *BLACK LOWER PROFILE 3MT ART.620/N*	3 MT
05.7620000039	**BINARIO INFERIORE 620/A MT.3 ALL.ARGENTO** / *ALLUMINIUM LOWER PROFILE 3MT ART.620/A*	3 MT
05.7620020000	**BINARIO INFERIORE 620/G MT.2 ALL.GREZZO** / *RAW LOWER PROFILE 2MT ART.620/G*	2 MT
05.7620020001	**BINARIO INFERIORE 620/B MT.2 ALL.BRONZO** / *BRONZED LOWER PROFILE 2MT ART.620/B*	2 MT
05.7620020039	**BINARIO INFERIORE 620/A MT.2 ALL.ARGENTO** / *ALLUMINIUM LOWER PROFILE 2MT ART.620/A*	2 MT
05.7620025001	**BINARIO INFERIORE 620/B MT.2,5 ALL.BRON.** / *BRONZED LOWER PROFILE 2,5MT ART.620/B*	2,5 MT
05.730A000000	**BINARIO PVC ARGENTO ART.730/A MT.3** / *SILVER PLASTIC PROFILE 730/A 3MT*	3 MT
05.7730000040	**BINARIO 730/B MT.3 IN PLASTICA BIANCO** / *WHITE PLASTIC PROFILE 730/B 3MT*	3 MT
05.7730000041	**BINARIO 730/N MT.3 IN PLASTICA NERO** / *BLACK PLASTIC PROFILE 730/N 3MT*	3 MT
05.7730000042	**BINARIO 730/M MT.3 IN PLASTICA MARRONE** / *BROWN PLASTIC PROFILE 730/M 3MT*	3 MT
05.7730020040	**BINARIO 730/B MT.2 IN PLASTICA BIANCO** / *WHITE PLASTIC PROFILE 730/B 2MT*	2 MT
05.7730020041	**BINARIO 730/N MT.2 IN PLASTICA NERO** / *BLACK PLASTIC PROFILE 730/N 2MT*	2 MT
05.7730020042	**BINARIO 730/M MT.2 IN PLASTICA MARRONE** / *BROWN PLASTIC PROFILE 730/M 2MT*	2 MT

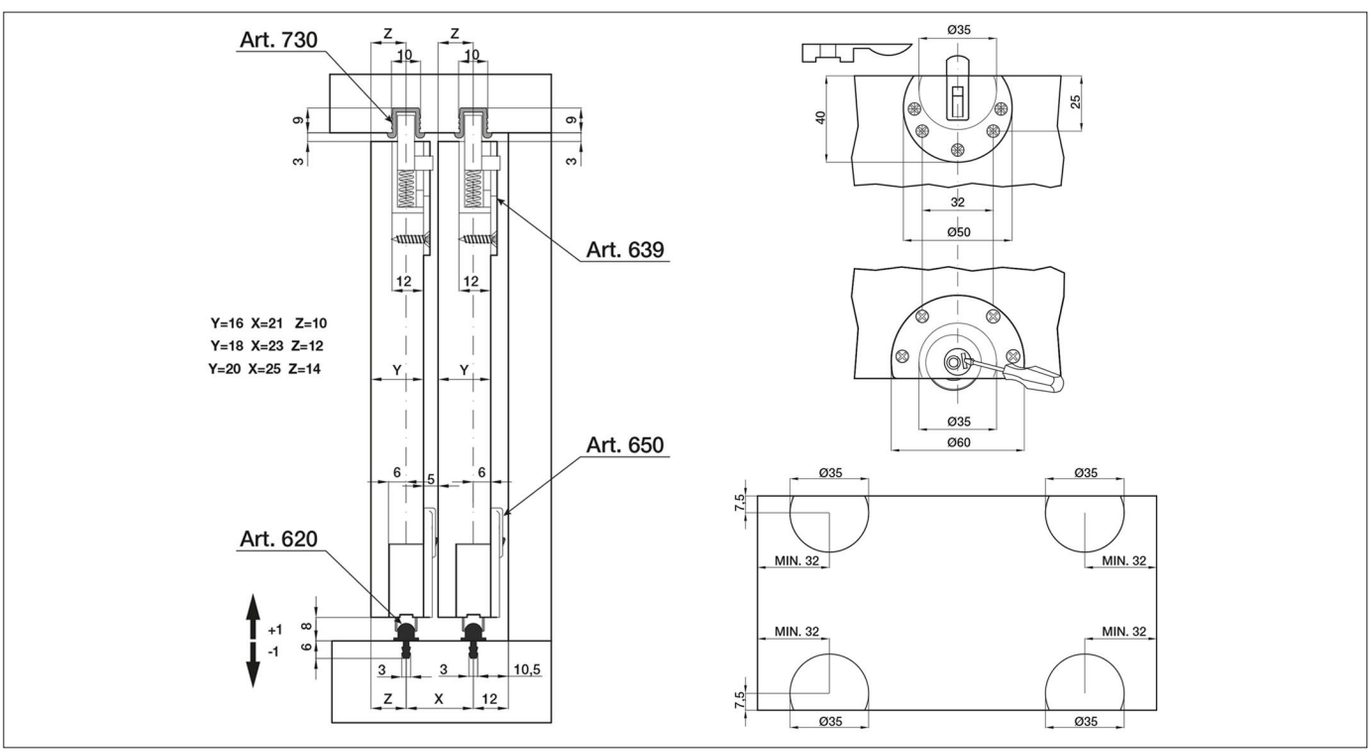

ART. - ITEM
05.SCST2

Guarnitura 1 anta
Complete kit for 1 door

Guarnitura 1 anta. Portata: 50Kg. Finiture disponibili: bronzo, zincata.
Complete kit for 1 door. Load capcity: 50Kg. Available finishing: bronzed, zinc plated.

DATI TECNICI/TECHNICAL DATA mm

Kg50



COD.	DESCRIZIONE / DESCRIPTION	
05.7655000001	**GUARNITURA ART.639/655 E. PER ANTE SCORR** / *BRONZED KIT ART.639/655 50KG*	1 PZ
05.7655000009	**GUARNITURA ART.639/655 E. PER ANTE SCORR** / *ZINC PLATED KIT ART.639/655 50KG*	1 PZ
05.7620000000	**BINARIO INFERIORE 620/G MT.3 ALL.GREZZO** / *RAW LOWER PROFILE 3MT ART.620/G*	3 MT
05.7620000001	**BINARIO INFERIORE 620/B MT.3 ALL.BRONZO** / *BRONZED LOWER PROFILE 3MT ART.620/B*	3 MT
05.7620000003	**BINARIO INFERIORE 620/N MT.3 ALL.NERO** / *BLACK LOWER PROFILE 3MT ART.620/N*	3 MT
05.7620000039	**BINARIO INFERIORE 620/A MT.3 ALL.ARGENTO** / *ALLUMINIUM LOWER PROFILE 3MT ART.620/A*	3 MT
05.7620020000	**BINARIO INFERIORE 620/G MT.2 ALL.GREZZO** / *RAW LOWER PROFILE 2MT ART.620/G*	2 MT
05.7620020001	**BINARIO INFERIORE 620/B MT.2 ALL.BRONZO** / *BRONZED LOWER PROFILE 2MT ART.620/B*	2 MT
05.7620020039	**BINARIO INFERIORE 620/A MT.2 ALL.ARGENTO** / *ALLUMINIUM LOWER PROFILE 2MT ART.620/A*	2 MT
05.7620025001	**BINARIO INFERIORE 620/B MT.2,5 ALL.BRON.** / *BRONZED LOWER PROFILE 2,5MT ART.620/B*	2,5 MT
05.730A000000	**BINARIO PVC ARGENTO ART.730/A MT.3** / *SILVER PLASTIC PROFILE 730/A 3MT*	3 MT
05.7730000040	**BINARIO 730/B MT.3 IN PLASTICA BIANCO** / *WHITE PLASTIC PROFILE 730/B 3MT*	3 MT
05.7730000041	**BINARIO 730/N MT.3 IN PLASTICA NERO** / *BLACK PLASTIC PROFILE 730/N 3MT*	3 MT
05.7730000042	**BINARIO 730/M MT.3 IN PLASTICA MARRONE** / *BROWN PLASTIC PROFILE 730/M 3MT*	3 MT
05.7730020040	**BINARIO 730/B MT.2 IN PLASTICA BIANCO** / *WHITE PLASTIC PROFILE 730/B 2MT*	2 MT
05.7730020041	**BINARIO 730/N MT.2 IN PLASTICA NERO** / *BLACK PLASTIC PROFILE 730/N 2MT*	2 MT
05.7730020042	**BINARIO 730/M MT.2 IN PLASTICA MARRONE** / *BROWN PLASTIC PROFILE 730/M 2MT*	2 MT

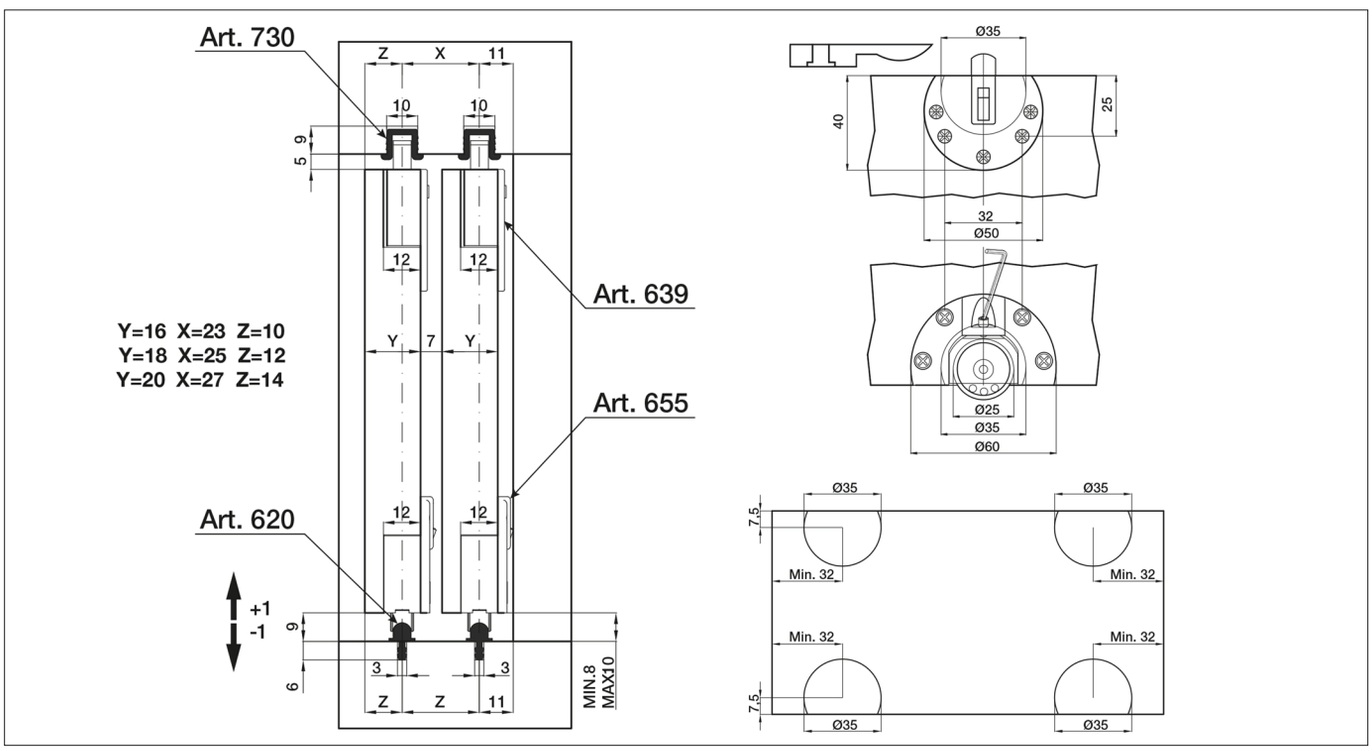

ART. - ITEM
05.2144

Fermo Ammortizzato
Dampered air stop

Fermo ammortizzato
Dampered air stop

DATI TECNICI/TECHNICAL DATA mm

Kg40



COD.	DESCRIZIONE / DESCRIPTION	
05.2144000054	**FERMO AMMORTIZZATO C/PORTATA 40KG GRIGIO** / *GREY DAMPERED AIR STOP KG.40*	2 PZ
05.2146000054	**ATTIVATORE PER FERMO AMMORTIZZATO GRIGIO** / *ACTIVATOR FOR GREY DAMPERED AIR STOP*	2 PZ

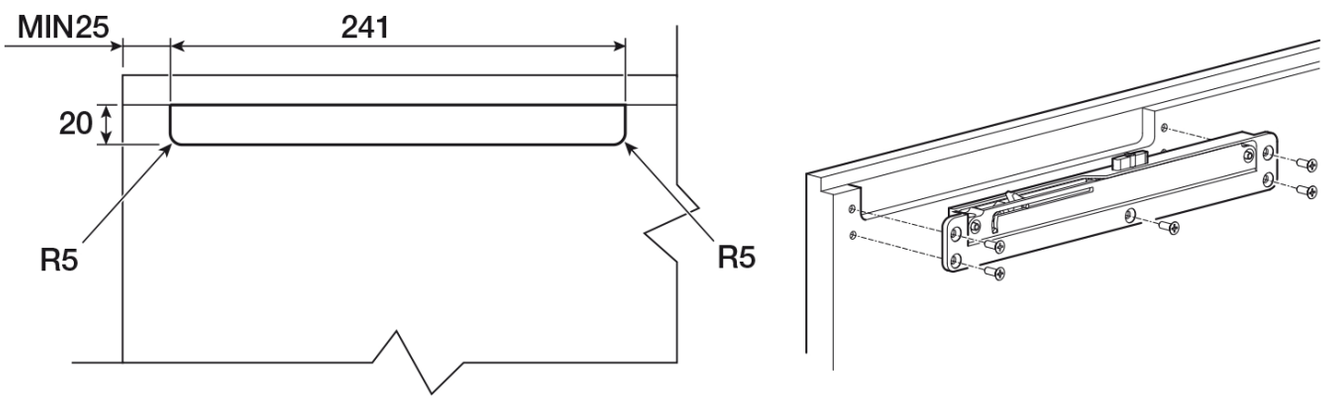

ART. - ITEM
05.SCSTA

Guarnitura 1 anta
Complete kit for 1 door

Guarnitura completa per 1 anta con fermi ammortizzati. Portata: 40Kg. Finitura: zincata.
Complete kit for 1 door with dumper stops. Load capacity: 40Kg. Finishing: zinc plated.

DATI TECNICI/TECHNICAL DATA mm

Kg40



COD.	DESCRIZIONE / DESCRIPTION	
05.2144655000	**GUARNITURA COMPL.ZINC. CON FERMI** / *COMPLETE KIT 2144-655 WITH DAMPER*	1 PZ
05.2090B00001	**BINARIO SUPERIORE 2090/B BRONZATO** / *BRONZED UPPER PROFILE 2090/B*	3 MT
05.2090B00039	**BINARIO SUPERIORE 2090/A ALLUM.ANOD.ARG.** / *ALUMINIUM UPPER PROFILE 2090/B*	3 MT
05.7620000000	**BINARIO INFERIORE 620/G MT.3 ALL.GREZZO** / *RAW LOWER PROFILE 3MT ART.620/G*	3 MT
05.7620000001	**BINARIO INFERIORE 620/B MT.3 ALL.BRONZO** / *BRONZED LOWER PROFILE 3MT ART.620/B*	3 MT
05.7620000003	**BINARIO INFERIORE 620/N MT.3 ALL.NERO** / *BLACK LOWER PROFILE 3MT ART.620/N*	3 MT
05.7620000039	**BINARIO INFERIORE 620/A MT.3 ALL.ARGENTO** / *ALLUMINIUM LOWER PROFILE 3MT ART.620/A*	3 MT
05.7620020000	**BINARIO INFERIORE 620/G MT.2 ALL.GREZZO** / *RAW LOWER PROFILE 2MT ART.620/G*	2 MT
05.7620020001	**BINARIO INFERIORE 620/B MT.2 ALL.BRONZO** / *BRONZED LOWER PROFILE 2MT ART.620/B*	2 MT
05.7620020039	**BINARIO INFERIORE 620/A MT.2 ALL.ARGENTO** / *ALLUMINIUM LOWER PROFILE 2MT ART.620/A*	2 MT
05.7620025001	**BINARIO INFERIORE 620/B MT.2,5 ALL.BRON.** / *BRONZED LOWER PROFILE 2,5MT ART.620/B*	2,5 MT

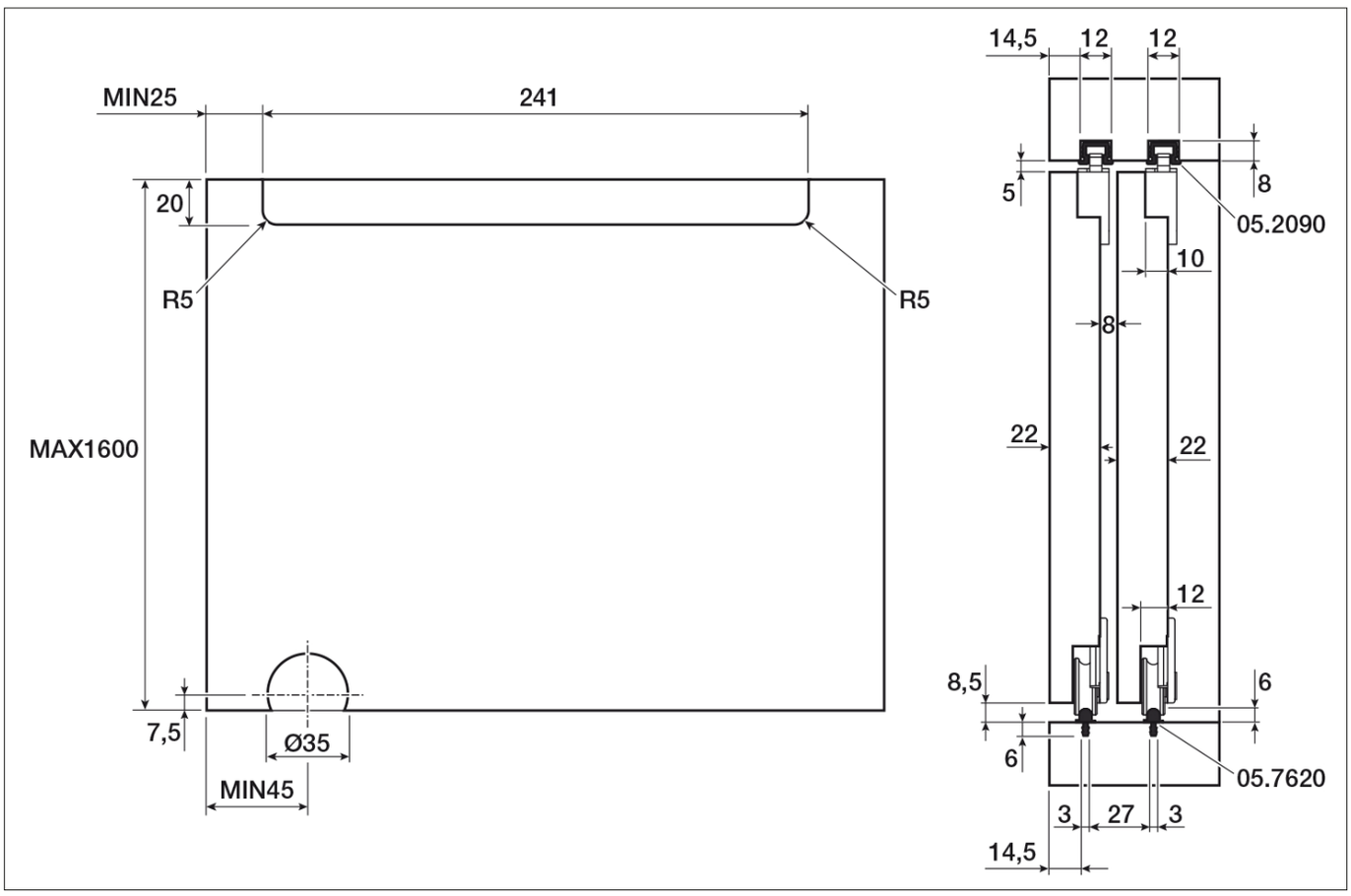

ART. - ITEM
05.7610

Guarnitura 1 anta
Complete kit for 1 door

Guarnitura 1 anta. Portata: 60Kg. Finitura: bronzo.
Complete kit for 1 door. Load capacity: 60Kg. Finishing: bronzed.

DATI TECNICI/TECHNICAL DATA mm

KG	Kg60



COD.	DESCRIZIONE / DESCRIPTION	
05.7610000001	**GUARNITURA 608/610 BRONZO** / *BRONZED KIT FOR DOOR ART.608/610*	1 PZ
05.7620000000	**BINARIO INFERIORE 620/G MT.3 ALL.GREZZO** / *RAW LOWER PROFILE 3MT ART.620/G*	3 MT
05.7620000001	**BINARIO INFERIORE 620/B MT.3 ALL.BRONZO** / *BRONZED LOWER PROFILE 3MT ART.620/B*	3 MT
05.7620000003	**BINARIO INFERIORE 620/N MT.3 ALL.NERO** / *BLACK LOWER PROFILE 3MT ART.620/N*	3 MT
05.7620000039	**BINARIO INFERIORE 620/A MT.3 ALL.ARGENTO** / *ALLUMINIUM LOWER PROFILE 3MT ART.620/A*	3 MT
05.7620020000	**BINARIO INFERIORE 620/G MT.2 ALL.GREZZO** / *RAW LOWER PROFILE 2MT ART.620/G*	2 MT
05.7620020001	**BINARIO INFERIORE 620/B MT.2 ALL.BRONZO** / *BRONZED LOWER PROFILE 2MT ART.620/B*	2 MT
05.7620020039	**BINARIO INFERIORE 620/A MT.2 ALL.ARGENTO** / *ALLUMINIUM LOWER PROFILE 2MT ART.620/A*	2 MT
05.7620025001	**BINARIO INFERIORE 620/B MT.2,5 ALL.BRON.** / *BRONZED LOWER PROFILE 2,5MT ART.620/B*	2,5 MT
05.7660000001	**BINARIO 660 ALLUMINIO BRONZATO** / *BRONZED PROFILE ART.660*	3 MT
05.7660000039	**BINARIO 660 ALLUMINIO ARGENTO** / *ALUMINIUM PROFILE ART.660*	3 MT

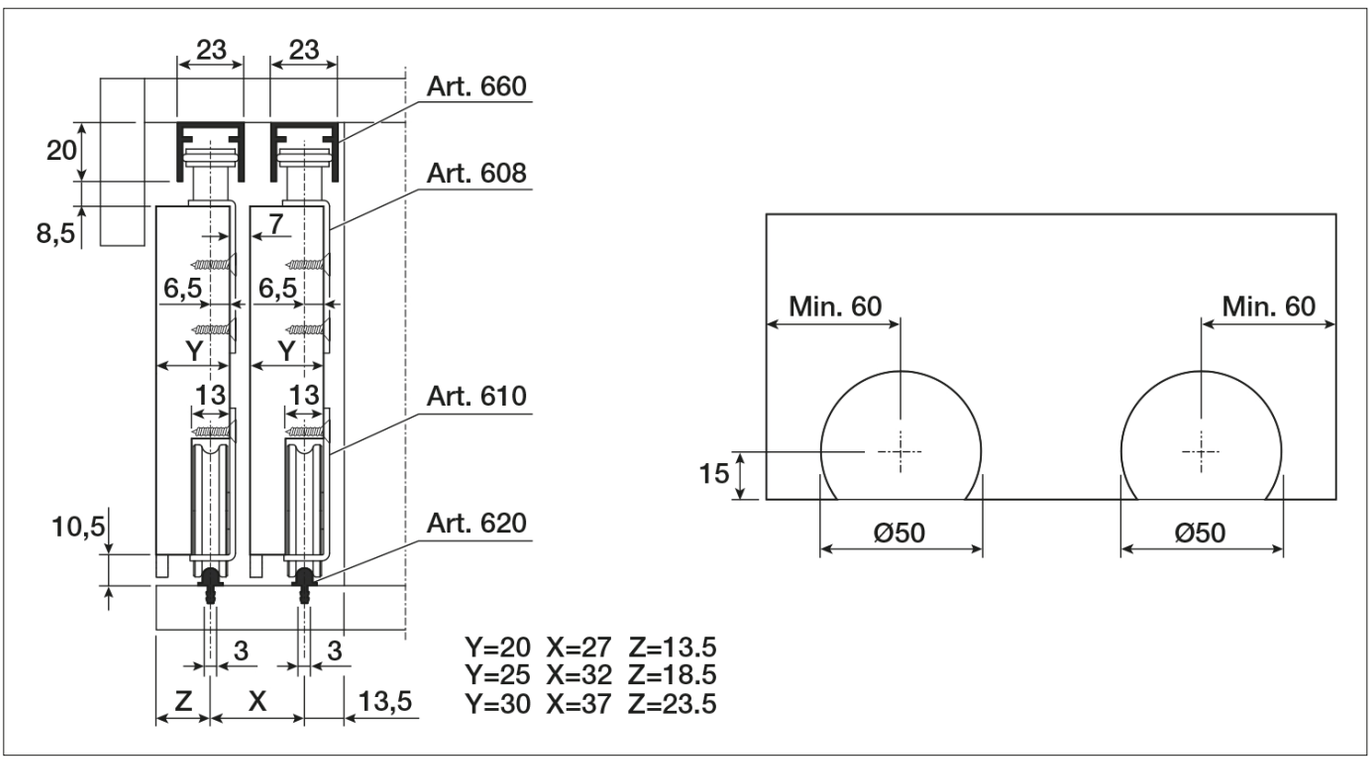

ART. - ITEM
05.SCMAL

Guarnitura 1 anta
Complete kit for 1 door

Guarnitura 1 anta. Portata: 80Kg. Finitura: nichelata.
Complete kit for 1 door. Load capacity: 80Kg. Finishing: nickel plated.

DATI TECNICI/TECHNICAL DATA mm

Kg80



COD.	DESCRIZIONE / DESCRIPTION	
05.F292296L00	**GUARNITURA 292-296/L** / *COMPLETE KIT 292-296/L*	1 PZ
05.F290000001	**BINARIO 290/B ALLUMINIO BRONZO** / *BRONZED PROFILE 290/B*	3 MT
05.F290000039	**BINARIO 290/A ALLUMINIO ARGENTO** / *ALUMINIUM PROFILE 290/A*	3 MT

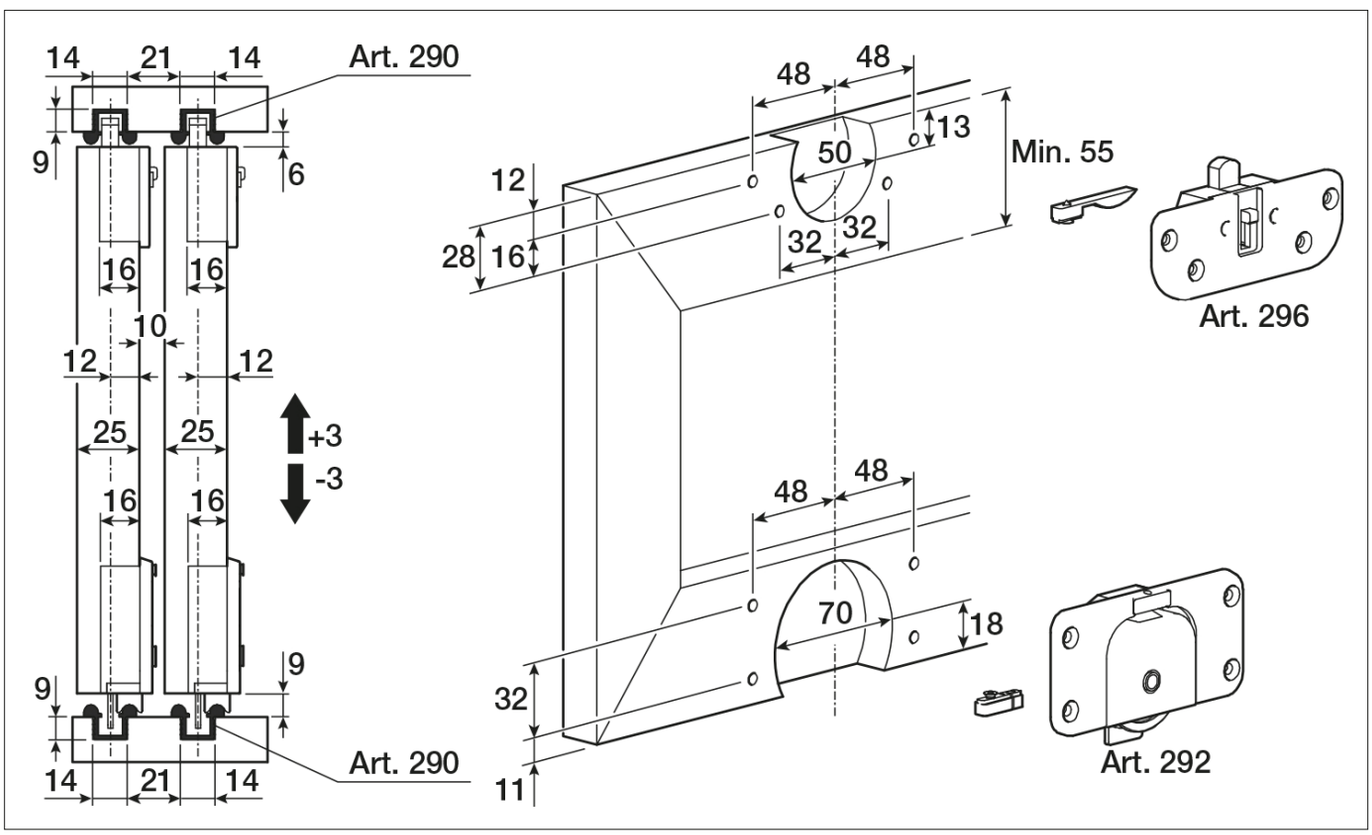

ART. - ITEM
05.SCMASB

Guarnitura 1 anta
Complete kit for 1 door

Guarnitura 1 anta. Portata: 80Kg. Finitura: nichelata.
Complete kit for 1 door. Load capacity: 80Kg. Finishing: nickel plated.



COD.	DESCRIZIONE / DESCRIPTION	
05.F292SB296L	**GUARNITURA 292/SB-296/L NICHEL** / *NICHEL PL.COMPLETE KIT ART.292/SB-296/L*	1 PZ
05.7620000000	**BINARIO INFERIORE 620/G MT.3 ALL.GREZZO** / *RAW LOWER PROFILE 3MT ART.620/G*	3 MT
05.7620000001	**BINARIO INFERIORE 620/B MT.3 ALL.BRONZO** / *BRONZED LOWER PROFILE 3MT ART.620/B*	3 MT
05.7620000003	**BINARIO INFERIORE 620/N MT.3 ALL.NERO** / *BLACK LOWER PROFILE 3MT ART.620/N*	3 MT
05.7620000039	**BINARIO INFERIORE 620/A MT.3 ALL.ARGENTO** / *ALLUMINIUM LOWER PROFILE 3MT ART.620/A*	3 MT
05.7620020000	**BINARIO INFERIORE 620/G MT.2 ALL.GREZZO** / *RAW LOWER PROFILE 2MT ART.620/G*	2 MT
05.7620020001	**BINARIO INFERIORE 620/B MT.2 ALL.BRONZO** / *BRONZED LOWER PROFILE 2MT ART.620/B*	2 MT
05.7620020039	**BINARIO INFERIORE 620/A MT.2 ALL.ARGENTO** / *ALLUMINIUM LOWER PROFILE 2MT ART.620/A*	2 MT
05.7620025001	**BINARIO INFERIORE 620/B MT.2,5 ALL.BRON.** / *BRONZED LOWER PROFILE 2,5MT ART.620/B*	2,5 MT
05.F290000001	**BINARIO 290/B ALLUMINIO BRONZO** / *BRONZED PROFILE 290/B*	3 MT
05.F290000039	**BINARIO 290/A ALLUMINIO ARGENTO** / *ALUMINIUM PROFILE 290/A*	3 MT

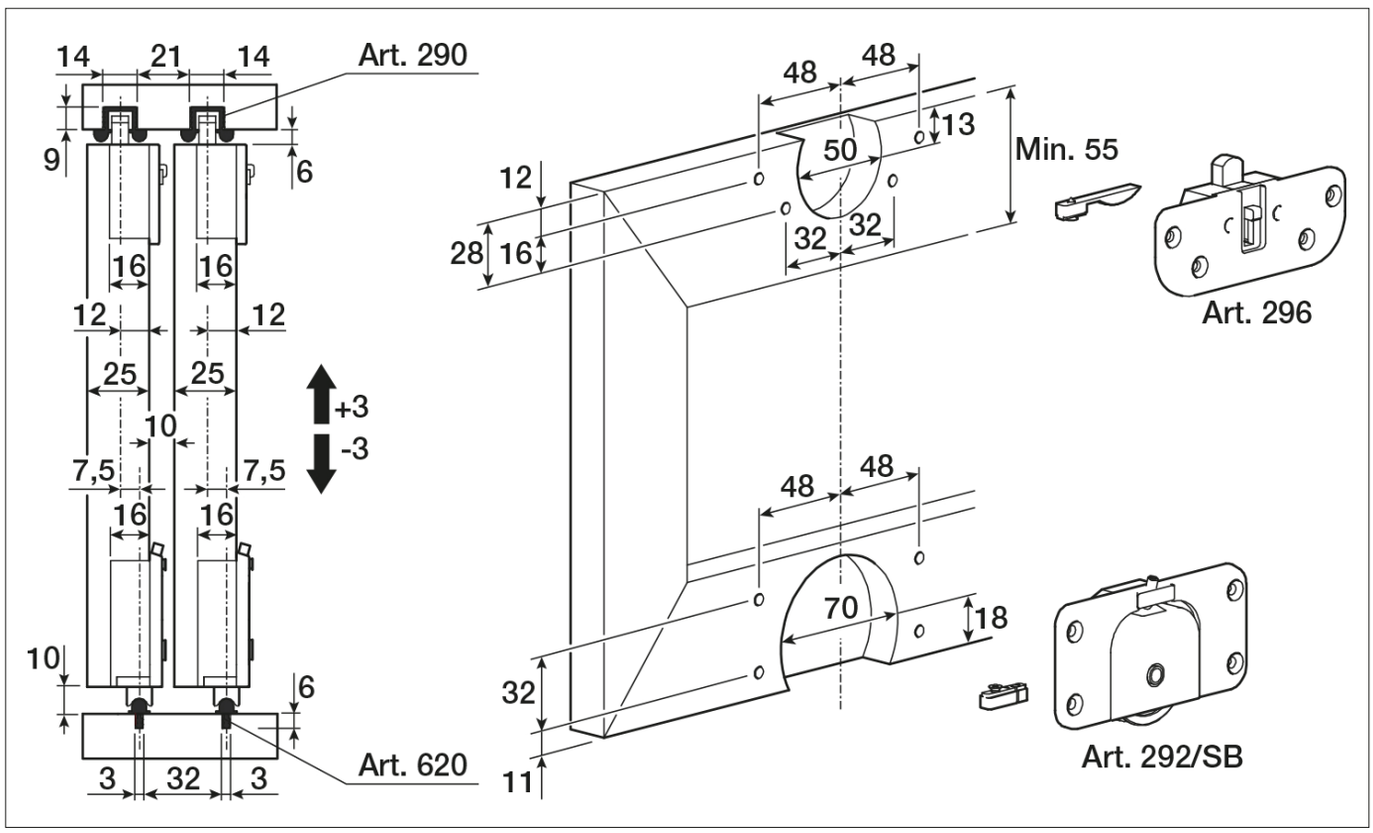

ART. - ITEM
05.2170

Scorrevole per ante sospese 15-30Kg
Slider for suspended doors 15-30Kg

Sistema di scorrevoli regolabili per ante in legno o in alluminio Disponibili con fermi a pinza o ammortizzati ad aria, utilizzabile con ante sovrapposte interne al vano.
Sliding adjustable system for wooden or aluminium doors. Available with dumpered or standard stops.

DATI TECNICI/TECHNICAL DATA mm

	Kg15	Kg30



COD.	DESCRIZIONE / DESCRIPTION	
05.2170000039	**BINARIO INF.ART.2170/A ALLUM. ARGENTO** / *ALUMINIUM LOWER PROFILE ART.2170/A*	3 MT
05.2173A00000	**GUAR.LIVING TOP 2173/A FERMI PINZA 15KG** / *KIT LIVING TOP 2173/A 15KG STANDARD STOP*	1 PZ
05.2174A20000	**GUAR.LIVING TOP 2174/A/2 C/2 AMM. 15KG.** / *KIT LIVING TOP 2174/A/2 15KG W/2 DUMPER*	1 PZ
05.2175000039	**BINARIO SUP.ART.2175/A ALLUM.ARG. 15KG.** / *ALUMINIUM UPPER PROFILE ART.2175/A 15KG.*	3 MT
05.2650A00039	**BINARIO SUP.ART.2650/A ALL.ARGENTO 30KG** / *ALUMINIUM UPPER PROFILE ART.2650/A 30KG*	3 MT
05.2651A00039	**BINARIO SUP.ART.2651/A ALL.ARGENTO 30KG.** / *ALUMINIUM UPPER PROFILE ART.2651/A 30KG*	3 MT
05.2654A20000	**GUAR.LIVING TOP 2654/A/2 C/2 AMM. 30KG** / *KIT LIVING TOP 2654/A/2 30KG W/2 DUMPERS*	1 PZ
05.2656A00000	**GUAR.LIVING TOP 2656/A FERMI PINZA 30KG** / *KIT LIVING TOP 2656/A 30KG STANDARD STOP*	1 PZ

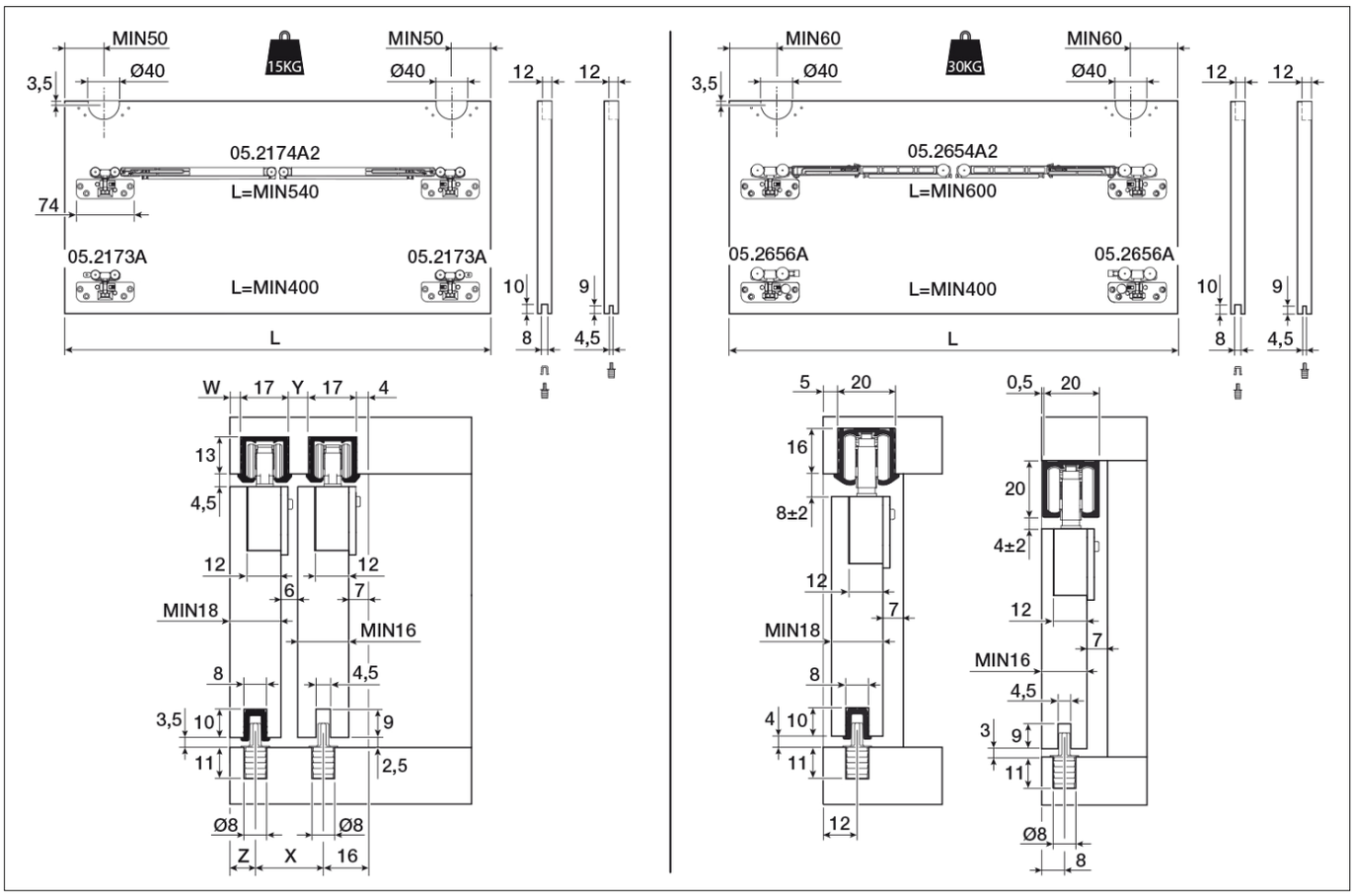

ART. - ITEM
05.SCSOSP2

Guarnitura 1 anta
Complete kit for 1 door

Guarnitura completa per 1 anta. Portata: 60Kg. Finiture disponibili: zincata, bronzata.
Complete kit for 1 door. Load capacity: 60Kg. Available finishing: zinc plated,

DATI TECNICI/TECHNICAL DATA mm

Kg60



COD.	DESCRIZIONE / DESCRIPTION	
05.7718A00001	**GUARNITURA 718/A COMPLETA BRONZATA** / *BRONZED KIT ART.718/A*	1 PZ
05.7718A00009	**GUARNITURA 718/A COMPLETA ZINCATA** / *ZINC PLATED KIT ART.718/A*	1 PZ
05.7720000001	**BINARIO SUPERIORE 720/B ALLUMINIO BRONZ.** / *BRONZED ALUMINIUM UPPER TRACK 720/B*	3 MT
05.7720A00039	**BINARIO SUPERIORE 720/A ALLUM.ANOD.ARG.** / *ANODIZED ALUMINIUM UPPER PROFILE 720/A*	3 MT
05.730A000000	**BINARIO PVC ARGENTO ART.730/A MT.3** / *SILVER PLASTIC PROFILE 730/A 3MT*	3 MT
05.7730000040	**BINARIO 730/B MT.3 IN PLASTICA BIANCO** / *WHITE PLASTIC PROFILE 730/B 3MT*	3 MT
05.7730000041	**BINARIO 730/N MT.3 IN PLASTICA NERO** / *BLACK PLASTIC PROFILE 730/N 3MT*	3 MT
05.7730000042	**BINARIO 730/M MT.3 IN PLASTICA MARRONE** / *BROWN PLASTIC PROFILE 730/M 3MT*	3 MT
05.7730020040	**BINARIO 730/B MT.2 IN PLASTICA BIANCO** / *WHITE PLASTIC PROFILE 730/B 2MT*	2 MT
05.7730020041	**BINARIO 730/N MT.2 IN PLASTICA NERO** / *BLACK PLASTIC PROFILE 730/N 2MT*	2 MT
05.7730020042	**BINARIO 730/M MT.2 IN PLASTICA MARRONE** / *BROWN PLASTIC PROFILE 730/M 2MT*	2 MT

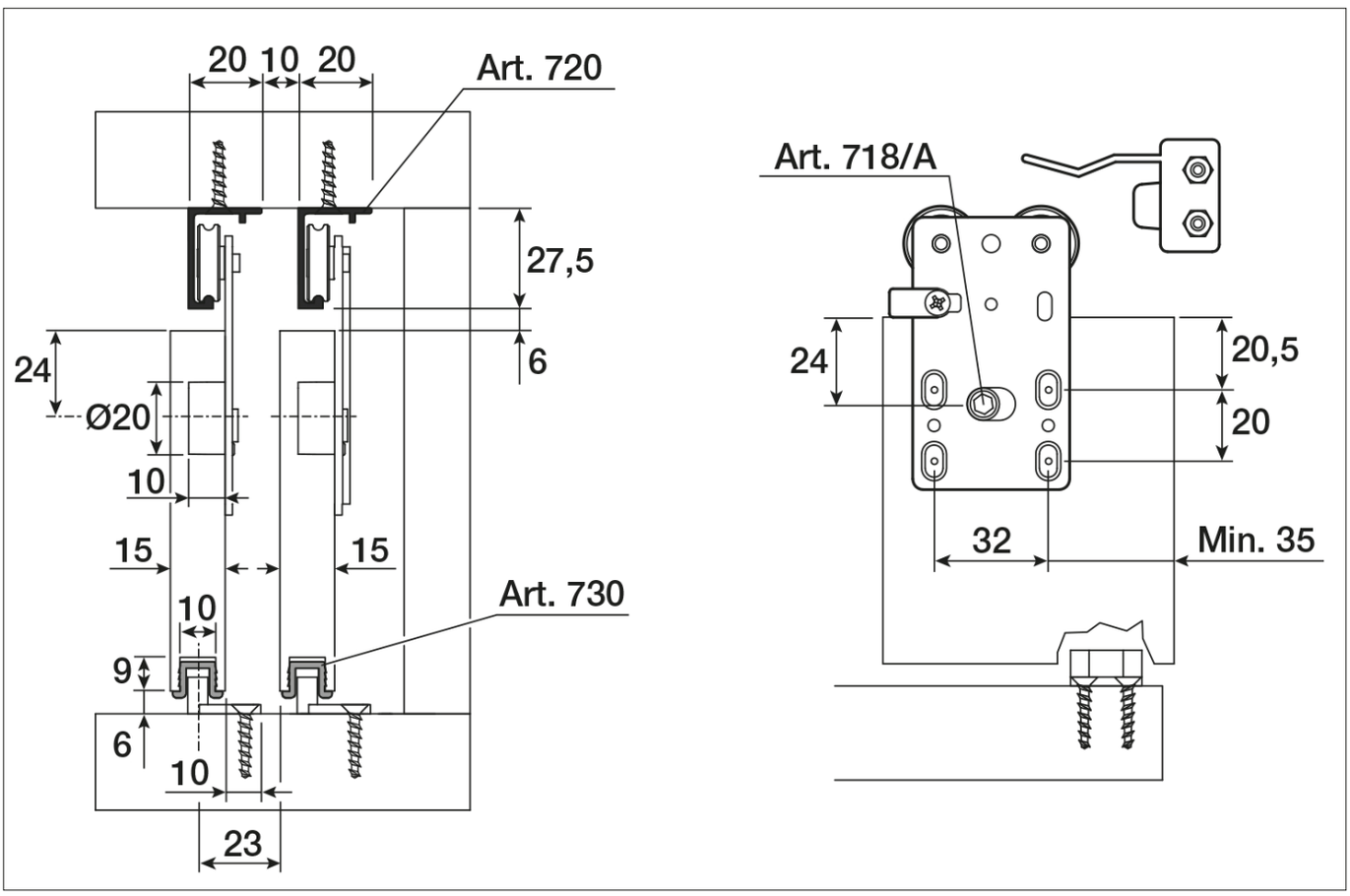

ART. - ITEM
05.SCSOSP

Guarnitura 1 anta
Complete kit for 1 door

Guarnitura completa per 1 anta. Portata: 30Kg. Finitura: zincata.
Complete kit for 1 door. Load capacity: 30Kg. Finishing: zinc plated.

DATI TECNICI/TECHNICAL DATA mm

Kg30



COD.	DESCRIZIONE / DESCRIPTION	
05.7746A00009	**GUARNITURA COMPLETA 746/A ZINCATA P.30KG** / *ZINC PLATED COMPLETE KIT ART.746/A 30KG*	1 PZ
711/G	**BINARIO 711 ALLUMINIO GREZZO** / *RAW PROFILE ART.711*	3 MT
05.730A000000	**BINARIO PVC ARGENTO ART.730/A MT.3** / *SILVER PLASTIC PROFILE 730/A 3MT*	3 MT
05.7730000040	**BINARIO 730/B MT.3 IN PLASTICA BIANCO** / *WHITE PLASTIC PROFILE 730/B 3MT*	3 MT
05.7730000041	**BINARIO 730/N MT.3 IN PLASTICA NERO** / *BLACK PLASTIC PROFILE 730/N 3MT*	3 MT
05.7730000042	**BINARIO 730/M MT.3 IN PLASTICA MARRONE** / *BROWN PLASTIC PROFILE 730/M 3MT*	3 MT
05.7730020040	**BINARIO 730/B MT.2 IN PLASTICA BIANCO** / *WHITE PLASTIC PROFILE 730/B 2MT*	2 MT
05.7730020041	**BINARIO 730/N MT.2 IN PLASTICA NERO** / *BLACK PLASTIC PROFILE 730/N 2MT*	2 MT
05.7730020042	**BINARIO 730/M MT.2 IN PLASTICA MARRONE** / *BROWN PLASTIC PROFILE 730/M 2MT*	2 MT

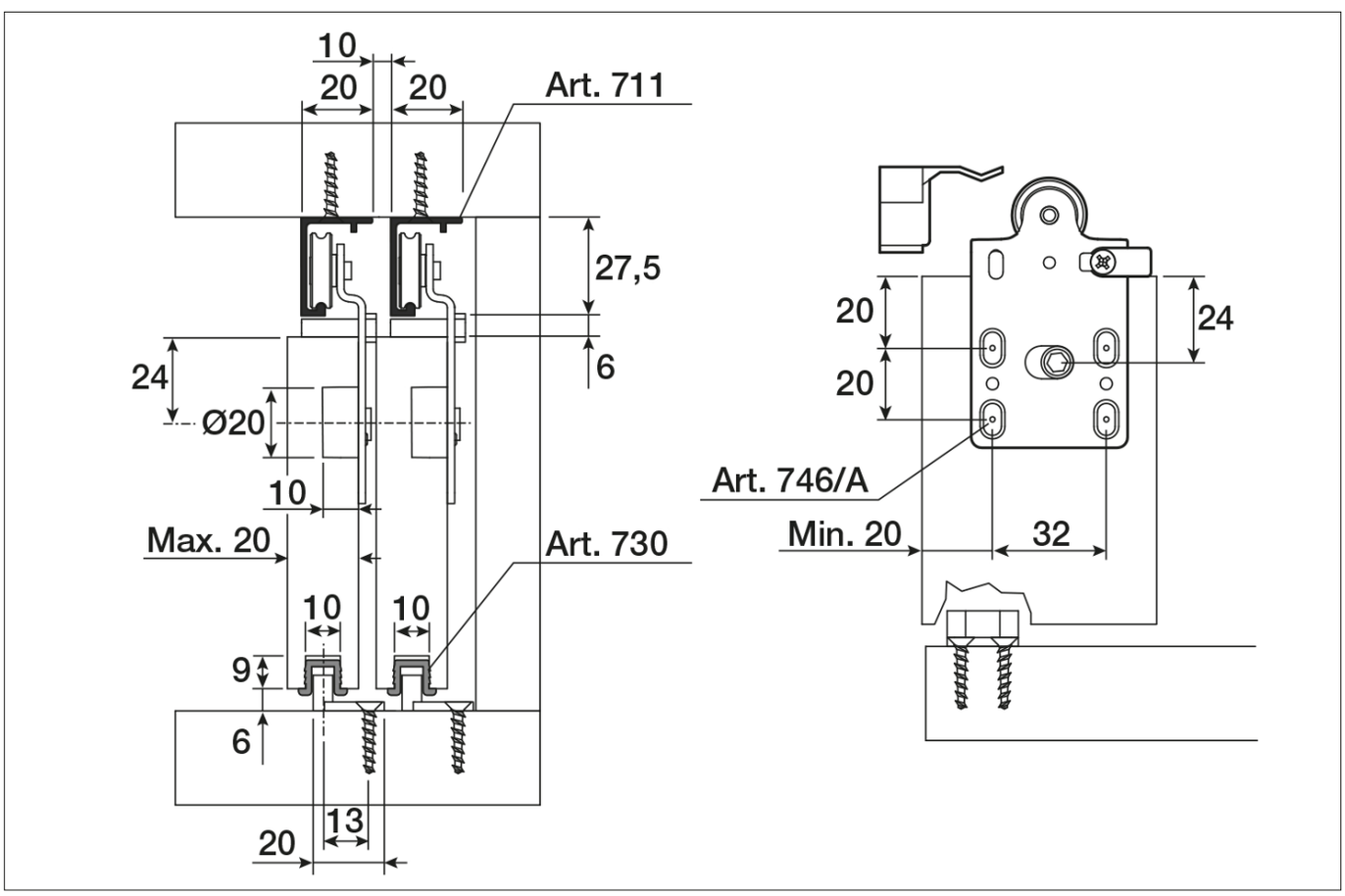

ART. - ITEM
05.SCSOSP1

Guarnitura 1 anta
Complete kit for 1 door

Guarnitura completa per 1 anta. Portata: 50Kg. Finitura: zincata.
Complete kit for 1 door. Load capacity: 50Kg. Finishing: zinc plated.

DATI TECNICI/TECHNICAL DATA mm

Kg50



COD.	DESCRIZIONE / DESCRIPTION	
05.7747A00009	**GUARNITURA COMPLETA 747/A ZINCATA P.50KG** / *ZINC PLATED COMPLETE KIT ART.747/A 50KG*	1 PZ
711/G	**BINARIO 711 ALLUMINIO GREZZO** / *RAW PROFILE ART.711*	3 MT
05.730A000000	**BINARIO PVC ARGENTO ART.730/A MT.3** / *SILVER PLASTIC PROFILE 730/A 3MT*	3 MT
05.7730000040	**BINARIO 730/B MT.3 IN PLASTICA BIANCO** / *WHITE PLASTIC PROFILE 730/B 3MT*	3 MT
05.7730000041	**BINARIO 730/N MT.3 IN PLASTICA NERO** / *BLACK PLASTIC PROFILE 730/N 3MT*	3 MT
05.7730000042	**BINARIO 730/M MT.3 IN PLASTICA MARRONE** / *BROWN PLASTIC PROFILE 730/M 3MT*	3 MT
05.7730020040	**BINARIO 730/B MT.2 IN PLASTICA BIANCO** / *WHITE PLASTIC PROFILE 730/B 2MT*	2 MT
05.7730020041	**BINARIO 730/N MT.2 IN PLASTICA NERO** / *BLACK PLASTIC PROFILE 730/N 2MT*	2 MT
05.7730020042	**BINARIO 730/M MT.2 IN PLASTICA MARRONE** / *BROWN PLASTIC PROFILE 730/M 2MT*	2 MT

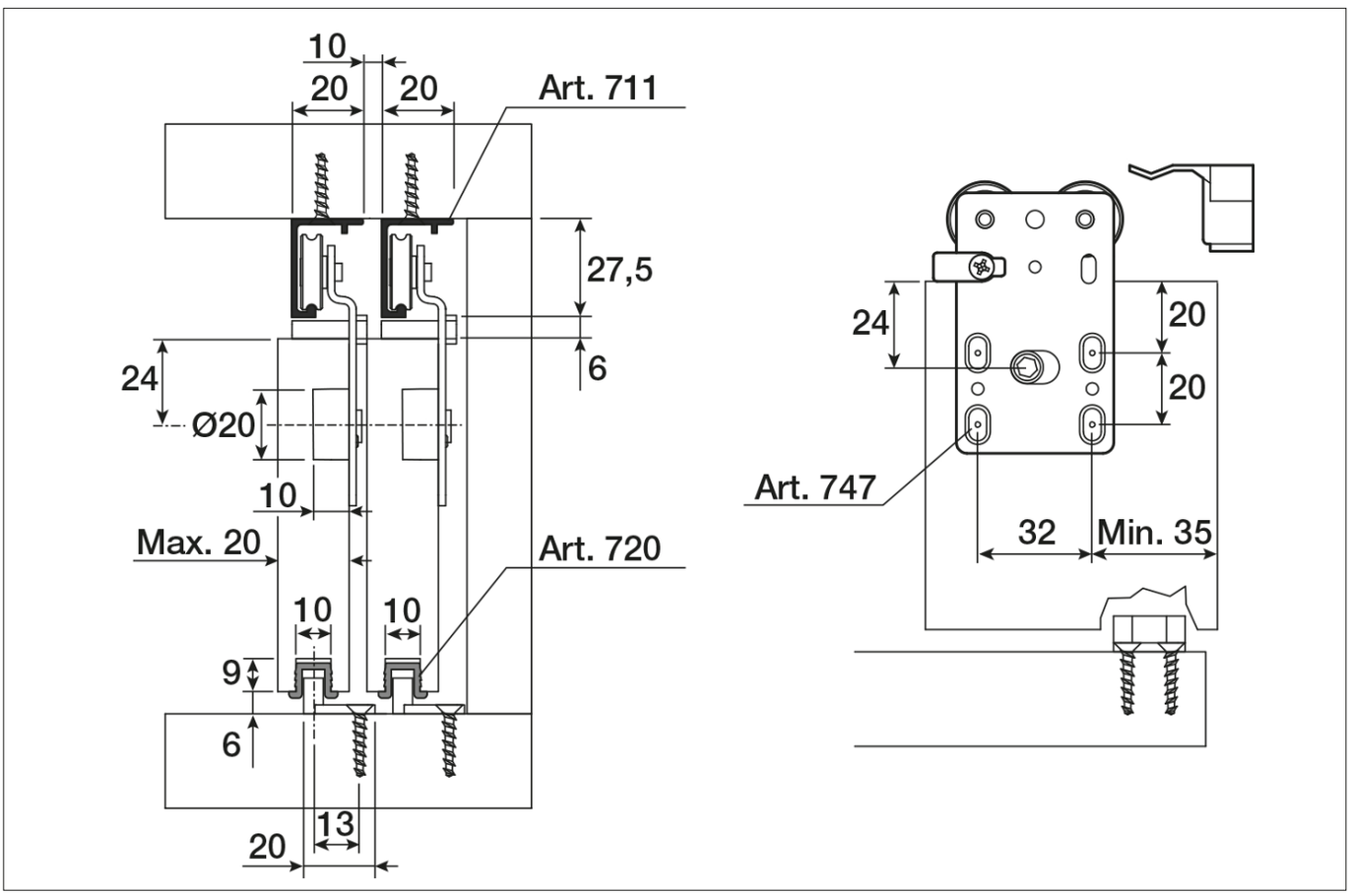

ART. - ITEM
05.881

Sistema per antine a libro
Mechanism for folding small doors

Sistema per antine a libro incernierate da un lato.
Mechanism for folding small doors

DATI TECNICI/TECHNICAL DATA mm

Kg10



COD.	DESCRIZIONE / DESCRIPTION	
881	**SCORREVOLE SUPERIORE 881 C/4 ROT.E CERN.** */ UPPER SLIDER ART.881 W/4 WHEELS + HINGE*	1 PZ
05.8030000000	**BINARIO 1030 ALLUMINIO GREZZO** */ RAW PROFILE ART.1030*	3 MT
05.7870000039	**BINARIO 870/A ALLUMINIO ANODIZ. ARGENTO** */ ALUMINIUM PROFILE 870/A*	3 MT
05.7876000008	**SCORREVOLE INFERIORE 876 C/4 ROT.E CERN.** */ LOWER SLIDER WITH HINGE + WHEEL ART.876*	1 PZ
05.7879000008	**CERNIERA 879 DOPPIA Ø35 ANTA A LIBRO** */ DOUBLE HINGE Ø35 ART.879*	1 PZ

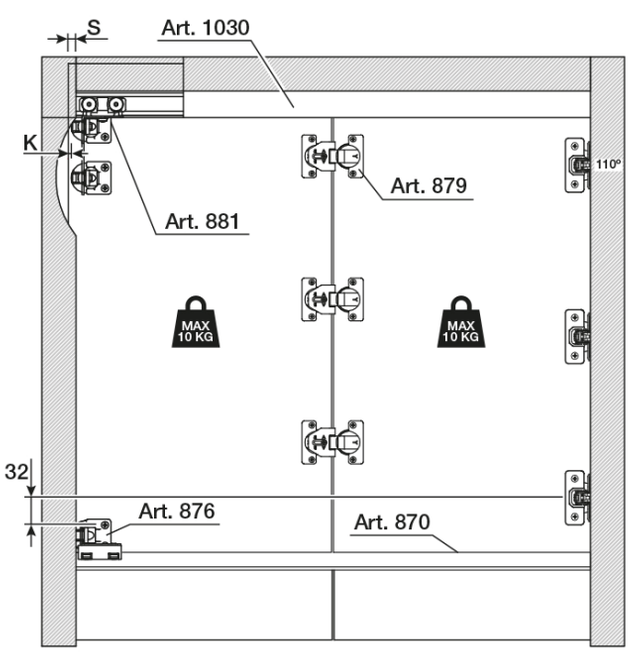

K= Min.3 mm / Max.8 mm
S= Max.16 mm con K=8 mm

Art. 879

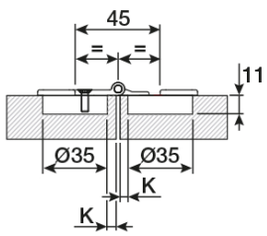

K=4 / J=2mm
K=5 / J=0mm

Art. 876

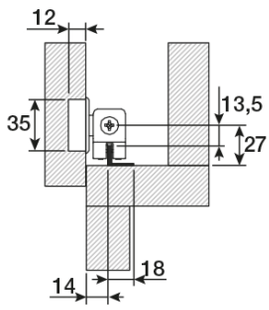

ART. - ITEM
05.7869

Sistema per armadi con ante a libro
Sliding system for wardrobe with folding doors

Sistema per ante a libro di armadi non incernierato.
Sliding system for wardrobe with folding not hinged doors



COD.	DESCRIZIONE / DESCRIPTION	
05.7869000009	**SCORREVOLE SUPERIORE 869 ZINCATO 2 CERN.** */ ZINC PLATED UPPER SLIDER WITH 2 HINGES*	1 PZ
05.8080000000	**BINARIO 1080/G ALLUMINIO GREZZO** */ RAW PROFILE 1080/G*	3 MT
05.8080000039	**BINARIO 1080/A ALLUMINIO ANODIZ. ARGENTO** */ ALUMINIUM PROFILE 1080/A*	3 MT
05.7879000008	**CERNIERA 879 DOPPIA Ø35 ANTA A LIBRO** */ DOUBLE HINGE Ø35 ART.879*	1 PZ
05.7876000008	**SCORREVOLE INFERIORE 876 C/4 ROT.E CERN.** */ LOWER SLIDER WITH HINGE + WHEEL ART.876*	1 PZ
05.7870000039	**BINARIO 870/A ALLUMINIO ANODIZ. ARGENTO** */ ALUMINIUM PROFILE 870/A*	3 MT

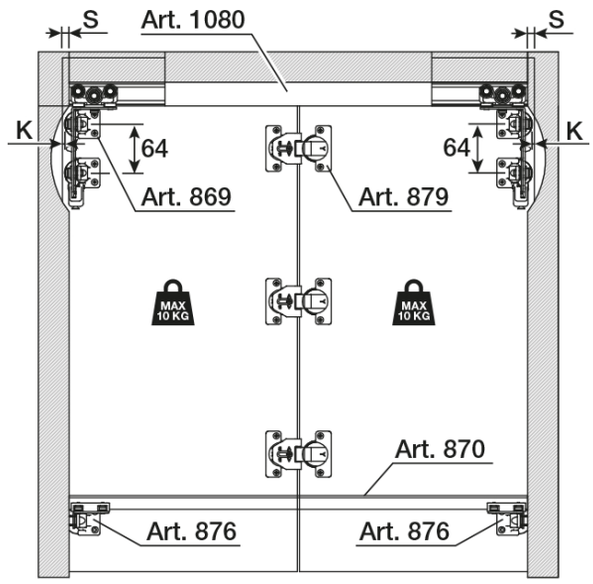

K= Min.3 mm / Max.8 mm
S= Max.14 mm con K=8 mm

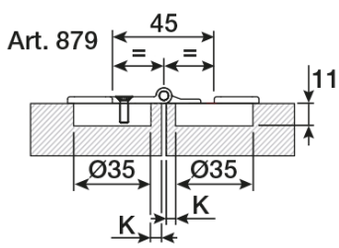

K=4 / J=2mm
K=5 / J=0mm

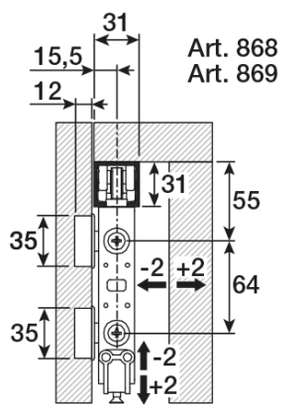

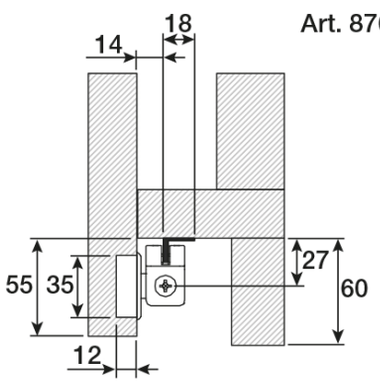

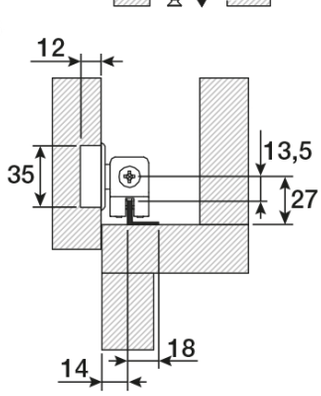

ART. - ITEM
05.5500

Sistema per ante a scomparsa ECLIPSE
ECLIPSE pocket door system

Eclipse è un sistema per ante a scomparsa con rientro e uscita ammortizzati e assistiti. Garantisce movimenti fluidi, senza alcuna discontinuità e perfettamente bilanciati. Portata: 30Kg.
Eclipse is a pocket door system with an assisted soft-close door in and out mechanism. It ensures smooth, perfectly balanced movements without any breaks. Load capacity: 30Kg.



COD.	DESCRIZIONE / DESCRIPTION	
05.VE55AAD2500	**ECLIPSE H.1550-2500 DESTRO** / *ECLIPSE H.1550-2500 RIGHT*	1 PZ
05.VE55AAS2500	**ECLIPSE H.1550-2500 SINISTRO** / *ECLIPSE H.1550-2500 LEFT*	1 PZ
05.VE55KIT0002	**KIT GIUNZIONE FIANCHI EST. 55mm-900mm** / *KIT LATERAL CONNECTION 55mm-900mm*	1 PZ
05.VE55KIT0103	**COLLEGAMENTO CAM-CAR 600-700mm** / *CAM-CARRIAGE CONNECTOR 600-700MM*	1 PZ
05.VE55KIT0201	**PROFILO FIANCO ECLIPSE GRIGIO** / *GREY FRONT COVER*	1 PZ

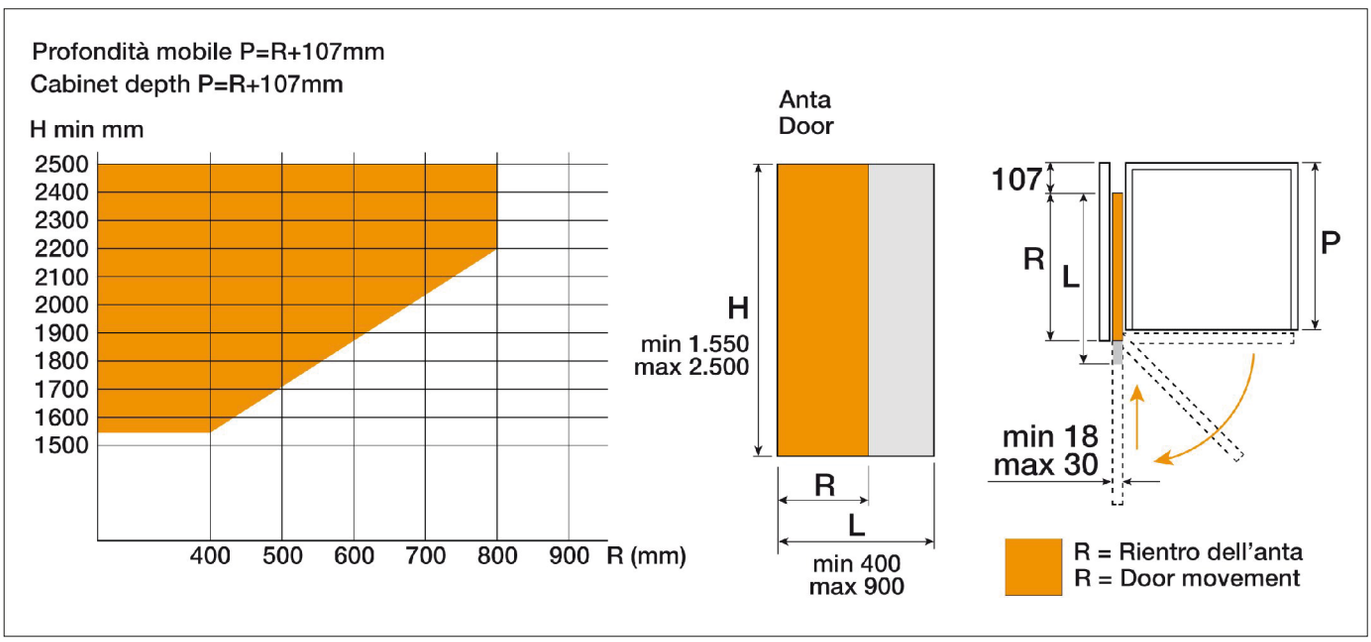

ART. - ITEM
05.4100

Scorrevole per ante sovrapposte GLOW+
GLOW+ sliding system for overlapping doors

Glow+ è un meccanismo di scorrimento per armadi ad ante sovrapposte del peso massimo di 70 kg. completo di binari in allumino e di un rivoluzionario ammortizzatore magnetico. Il dispositivo combina un rallentatore idraulico a un'azione magnetica che accompagna l'anta fino alla sua completa chiusura o apertura. L'innovativa soluzione elimina definitivamente la rumorosità prov ocata dall'aggancio e sgancio dell'ammortizzatore e annulla la resistenza all'apertura tipica dei sistemi a molla, mentre un semplice ma efficace dispositivo di bloccaggio dei fermi rende il loro posizionamento veloce e sicuro.
Glow+ is a sliding mechanism for wardrobe with overlapping doors weighing up to 70 kg. Complete with quick-fit aluminium guide tracks and a revolutionary magnetic silent damper. The damping mechanism combines a hydraulic decelerator with a magnetic action that operates on the cupboard door at the final stage of opening and closing. This innovative solution finally eliminates the noise of the damper engaging and releasing and does away with the typical resistance of spring opening system. An ingenious new fixing system locks the dampers into position, making them quick and easy to fit.



COD.	DESCRIZIONE / DESCRIPTION	
05.VE41BTA03100AB	**COPERTURA FRONTALE GLOW+ L.3100** / *FRONT COVER GLOW+ L.3100*	1 PZ
05.VE41CSVS01500AA	**COPERT.CARTER PARAPOLV.E VELCRO L.1500** / *DUST COVER W/ADHESIVE VELCRO L.1500*	1 PZ
05.VE41KMM0S07AB	**KIT MAGNETI+CONTROP.+SPAZZ.X COPER.GLOW+** / *KIT MAGNETS+BACK PLATE+BRUSH FOR GLOW*	1 PZ
05.VE41KSKACMA2525	**KIT 2 ANTE GLOW AMM.70KG H.33 SP.30 PLUS** / *KIT 2 DOORS W/DAMPERS GLOW 70KG TH.30*	1 PZ
05.VE41KSKACMA3525	**KIT 3 ANTE GLOW AMM.70KG H.33 SP.30 PL** / *KIT 3 DOORS W/DAMPERS GLOW 70KG TH.30*	1 PZ
05.VE41PTA23100AB	**BINARIO SUPERIORE RINF.GLOW SC L.3100** / *REINFORCED UPPER PROFILE GLOW L.3100*	1 PZ
05.VE41PTE13100AB	**BINARIO INFERIORE GLOW STD L.3100** / *LOWER PROFILE GLOW L.3100*	1 PZ

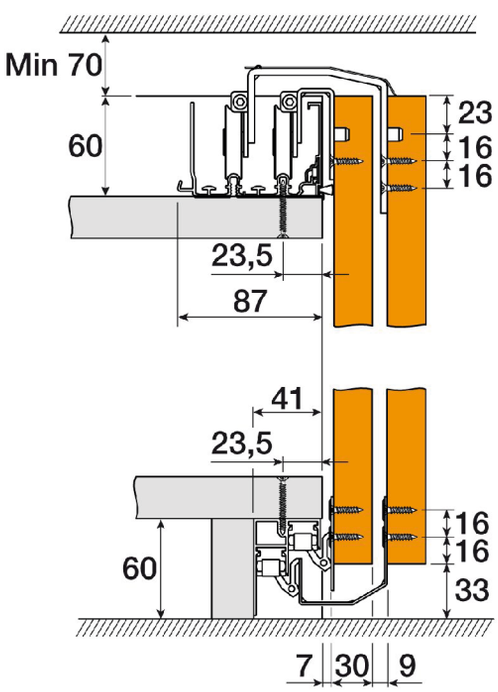

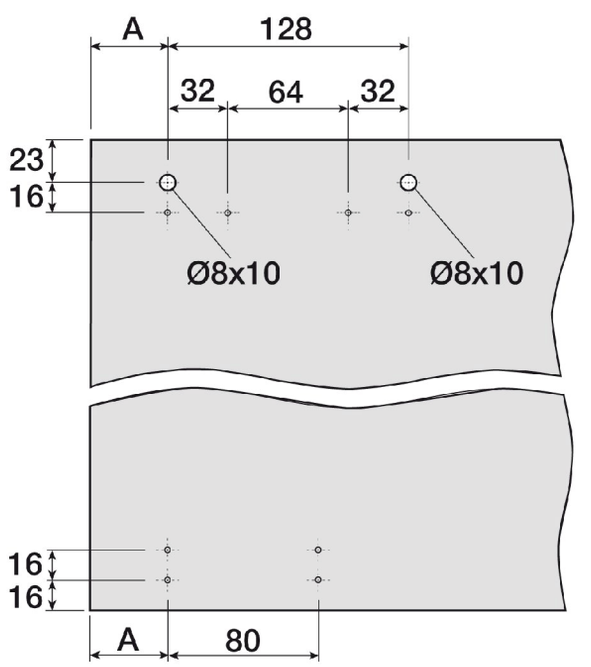

A min = sormonto anta sul fianco + 41 mm
A min = overlapping side door + 41 mm

ART. - ITEM
05.7150/2

Comfort 2 ante
Comfort 2 doors

Comfort è il sistema di scorrevoli regolabili per armadi con ante sovrapposte, con fermi ammortizzati che azzerano la rumorosità degli attivatori del meccanismo: il sistema, sia in apertura che in chiusura, risulta così estremamente silenzioso. Comfort integra fermi che, rispetto ai sistemi tradizionali, permettono un'apertura morbida e dolce, senza sforzi.

Comfort is an adjustable sliding system for wardrobes with overlapped doors, integrating new soft-closing dampers allowing to cut noise due to mechanism activation: so the system will result extremely silent either in opening, as in its closing. Comfort new dampers, compared to traditional ones, will allow a softer and smoother motion, effortlessly.



DATI TECNICI/TECHNICAL DATA mm

A	28	30	33
KG	Kg80	Kg80	Kg80

COD.	DESCRIZIONE / DESCRIPTION	
05.715000282A	**KIT COMFORT 2 ANTE 28MM C4F AMMORT.80KG** / *KIT FOR 2 DOORS 80KG 28MM WITH 4 DAMPERS*	1 PZ
05.715000302A	**KIT COMFORT 2 ANTE 30MM C4F AMMORT.80KG** / *KIT FOR 2 DOORS 80KG 30MM WITH 4 DAMPERS*	1 PZ
05.715000332A	**KIT COMFORT 2 ANTE 33MM C4F AMMORT.80KG** / *KIT FOR 2 DOORS 80KG 33MM WITH 4 DAMPERS*	1 PZ
05.1936A00039	**BINARIO INFERIORE 1936/A ALLUM.ANOD.ARG.** / *ALUMINIUM LOWER PROFILE ART.1936/A*	3 MT
05.7540000039	**BINARIO INFERIORE 540 ALLUM.ANOD.ARG.** / *ALUMINIUM LOWER PROFILE ART.540*	3 MT
05.2960000039	**BINARIO SUPERIORE 2960/A ALLUM.ANOD.ARG.** / *ALUMINIUM UPPER PROFILE ART.2960/A*	3 MT
05.2990000039	**BINARIO SUPERIORE 2990/A ALLUM.ANOD.ARG.** / *ALUMINIUM UPPER PROFILE ART.2990/A*	3 MT
05.2532010054	**COPERTURA ESTERNA ART.2532 L.100 GRIGIA** / *GREY OUTER COVER CM.100*	1 PZ
05.2532015054	**COPERTURA ESTERNA ART.2532 L.150 GRIGIA** / *GREY OUTER COVER CM.150*	1 PZ

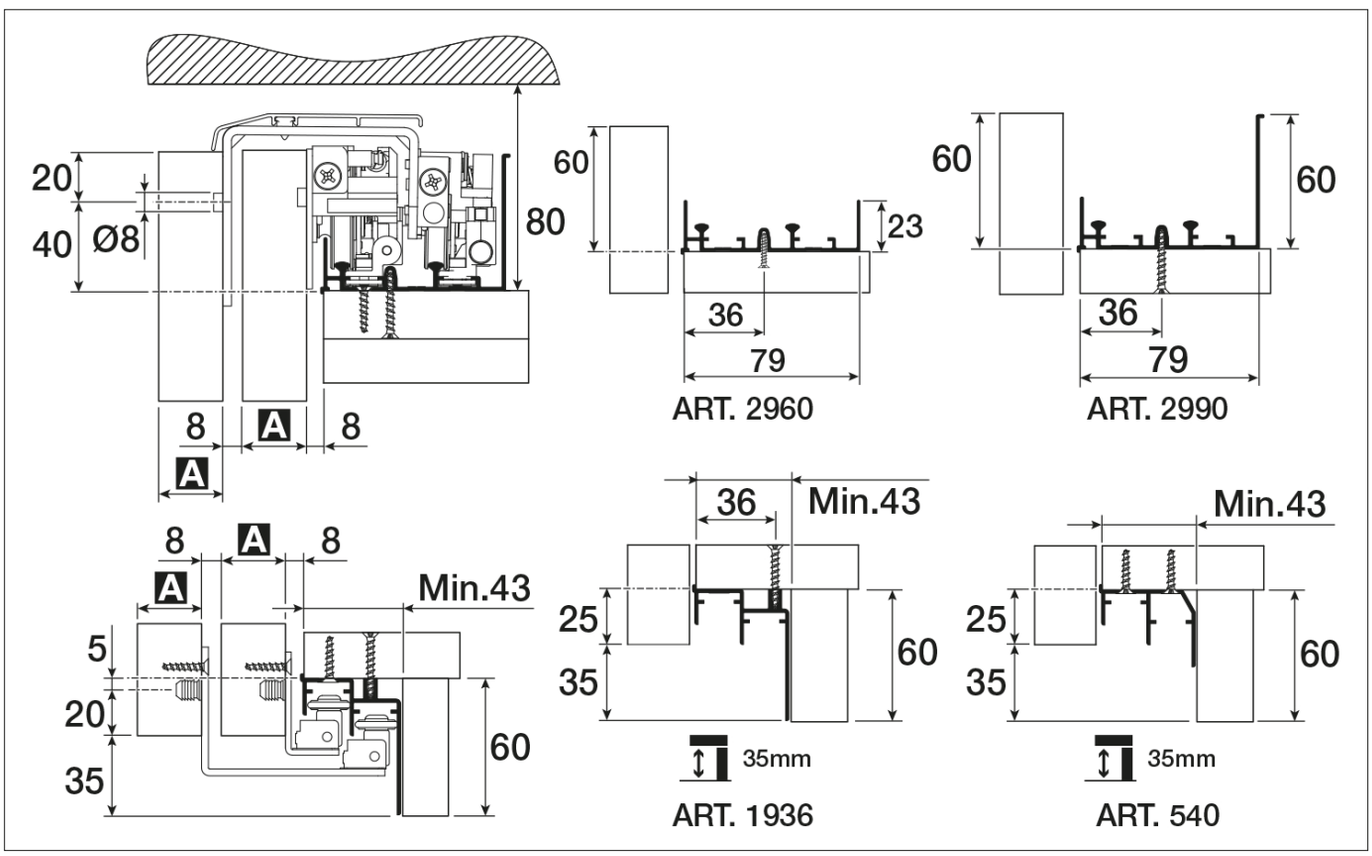

ART. - ITEM
05.7150/3

Comfort 3 ante
Comfort 3 doors

Comfort è il sistema di scorrevoli regolabili per armadi con ante sovrapposte, con fermi ammortizzati che azzerano la rumorosità degli attivatori del meccanismo: il sistema, sia in apertura che in chiusura, risulta così estremamente silenzioso. Comfort integra fermi che, rispetto ai sistemi tradizionali, permettono un'apertura morbida e dolce, senza sforzi.

Comfort is an adjustable sliding system for wardrobes with overlapped doors, integrating new soft-closing dampers allowing to cut noise due to mechanism activation: so the system will result extremely silent either in opening, as in its closing. Comfort new dampers, compared to traditional ones, will allow a softer and smoother motion, effortlessly.



DATI TECNICI/TECHNICAL DATA mm

A	28	30	33
KG	Kg80	Kg80	Kg80

COD.	DESCRIZIONE / DESCRIPTION	
05.715000283A	**KIT COMFORT 3 ANTE 28MM C6F AMMORT.80KG** / *KIT FOR 3 DOORS 80KG 28MM WITH 6 DAMPERS*	1 PZ
05.715000303A	**KIT COMFORT 3 ANTE 30MM C6F AMMORT.80KG** / *KIT FOR 3 DOORS 80KG 30MM WITH 6 DAMPERS*	1 PZ
05.715000333A	**KIT COMFORT 3 ANTE 33MM C6F AMMORT.80KG** / *KIT FOR 3 DOORS 80KG 33MM WITH 6 DAMPERS*	1 PZ
05.1936A00039	**BINARIO INFERIORE 1936/A ALLUM.ANOD.ARG.** / *ALUMINIUM LOWER PROFILE ART.1936/A*	3 MT
05.7540000039	**BINARIO INFERIORE 540 ALLUM.ANOD.ARG.** / *ALUMINIUM LOWER PROFILE ART.540*	3 MT
05.2960000039	**BINARIO SUPERIORE 2960/A ALLUM.ANOD.ARG.** / *ALUMINIUM UPPER PROFILE ART.2960/A*	3 MT
05.2990000039	**BINARIO SUPERIORE 2990/A ALLUM.ANOD.ARG.** / *ALUMINIUM UPPER PROFILE ART.2990/A*	3 MT
05.2532010054	**COPERTURA ESTERNA ART.2532 L.100 GRIGIA** / *GREY OUTER COVER CM.100*	1 PZ
05.2532015054	**COPERTURA ESTERNA ART.2532 L.150 GRIGIA** / *GREY OUTER COVER CM.150*	1 PZ

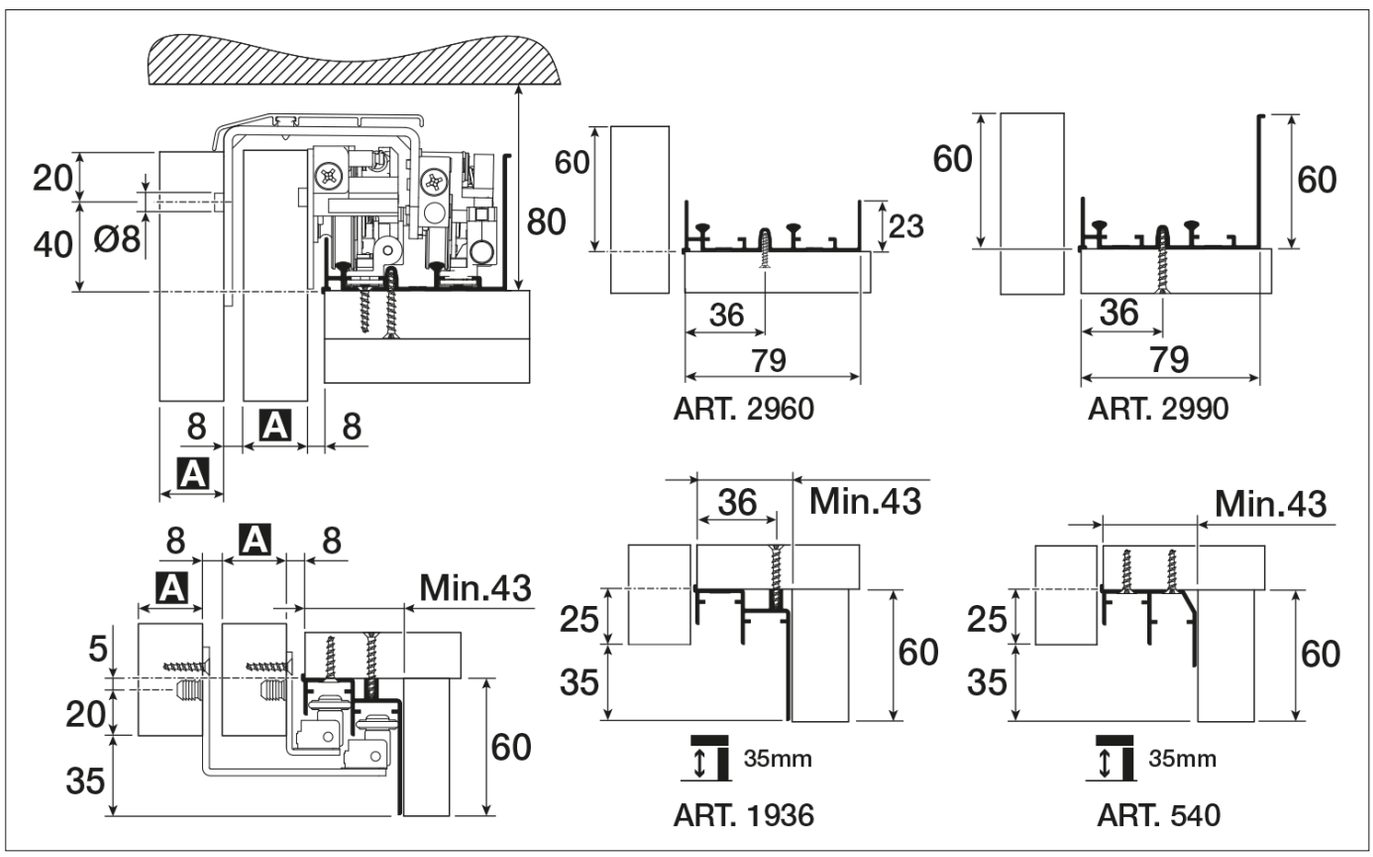

ART. - ITEM
05.2540/2

Base 2 ante
Base 2 doors

Sistema di scorrevole regolabili per armadi con ante sovrapposte, dotato di fermi ammortizzati.
Adjustable sliding system of wardrobe doors with overlapped panels,equipped with dampered air stops.

DATI TECNICI/TECHNICAL DATA mm		
A	28	33
KG	Kg60	Kg60



COD.	DESCRIZIONE / DESCRIPTION	
05.254358625482	**KIT BASE X ARMADIO 2ANTE MM.28 AMM.60KG** / *KIT BASE WARDROBE 2DOORS MM.28 60KG SOFT*	1 PZ
05.254458125482	**KIT BASE X ARMADIO 2ANTE MM.33 AMM.60KG** / *KIT BASE WARDROBE 2DOORS MM.33 60KG SOFT*	1 PZ
05.1936A00039	**BINARIO INFERIORE 1936/A ALLUM.ANOD.ARG.** / *ALUMINIUM LOWER PROFILE ART.1936/A*	3 MT
05.7540000039	**BINARIO INFERIORE 540 ALLUM.ANOD.ARG.** / *ALUMINIUM LOWER PROFILE ART.540*	3 MT
05.2536000039	**BINARIO SUPERIORE 2536/A ALLUM.ANOD.ARG.** / *ALUMINIUM UPPER PROFILE ART.2536/A*	3 MT
05.2530000039	**BINARIO SUPERIORE 2530/A ALLUM.ANOD.ARG.** / *ALUMINIUM UPPER PROFILE ART.2530/A*	3 MT
05.2532010054	**COPERTURA ESTERNA ART.2532 L.100 GRIGIA** / *GREY OUTER COVER CM.100*	1 PZ
05.2532015054	**COPERTURA ESTERNA ART.2532 L.150 GRIGIA** / *GREY OUTER COVER CM.150*	1 PZ

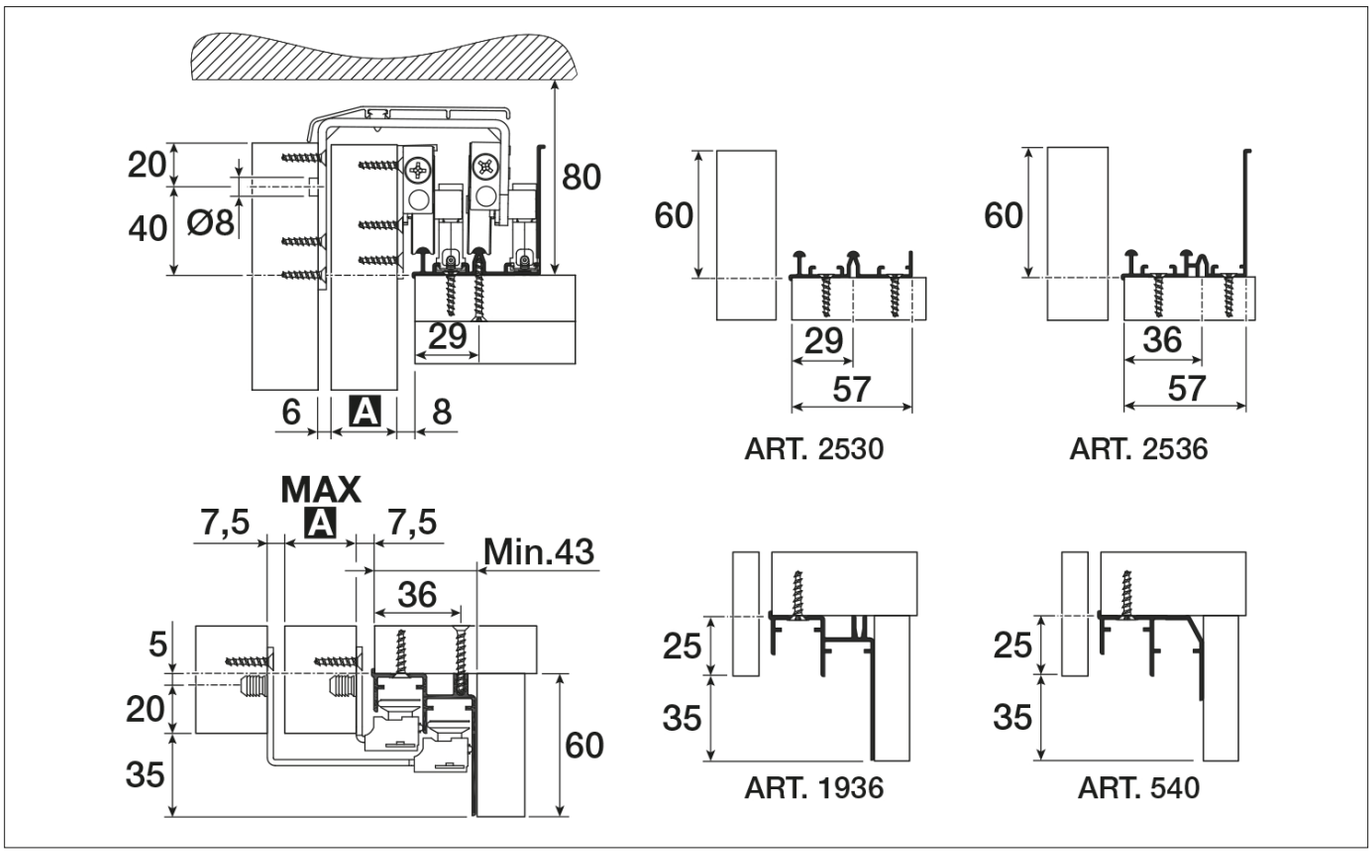

ART. - ITEM
05.2540/3

Base 3 ante
Base 3 doors

Sistema di scorrevole regolabili per armadi con ante sovrapposte, dotato di fermi ammortizzati.
Adjustable sliding system of wardrobe doors with overlapped panels,equipped with dampered air stops.

DATI TECNICI/TECHNICAL DATA mm		
A	28	33
KG	Kg60	Kg60



COD.	DESCRIZIONE / DESCRIPTION	
05.254358625483	**KIT BASE X ARMADIO 3ANTE MM.28 AMM.60KG** */ KIT BASE WARDROBE 3DOORS MM.28 60KG SOFT*	1 PZ
05.254458125483	**KIT BASE X ARMADIO 3ANTE MM.33 AMM.60KG** */ KIT BASE WARDROBE 3DOORS MM.33 60KG SOFT*	1 PZ
05.1936A00039	**BINARIO INFERIORE 1936/A ALLUM.ANOD.ARG.** */ ALUMINIUM LOWER PROFILE ART.1936/A*	3 MT
05.7540000039	**BINARIO INFERIORE 540 ALLUM.ANOD.ARG.** */ ALUMINIUM LOWER PROFILE ART.540*	3 MT
05.2536000039	**BINARIO SUPERIORE 2536/A ALLUM.ANOD.ARG.** */ ALUMINIUM UPPER PROFILE ART.2536/A*	3 MT
05.2530000039	**BINARIO SUPERIORE 2530/A ALLUM.ANOD.ARG.** */ ALUMINIUM UPPER PROFILE ART.2530/A*	3 MT
05.2532010054	**COPERTURA ESTERNA ART.2532 L.100 GRIGIA** */ GREY OUTER COVER CM.100*	1 PZ
05.2532015054	**COPERTURA ESTERNA ART.2532 L.150 GRIGIA** */ GREY OUTER COVER CM.150*	1 PZ

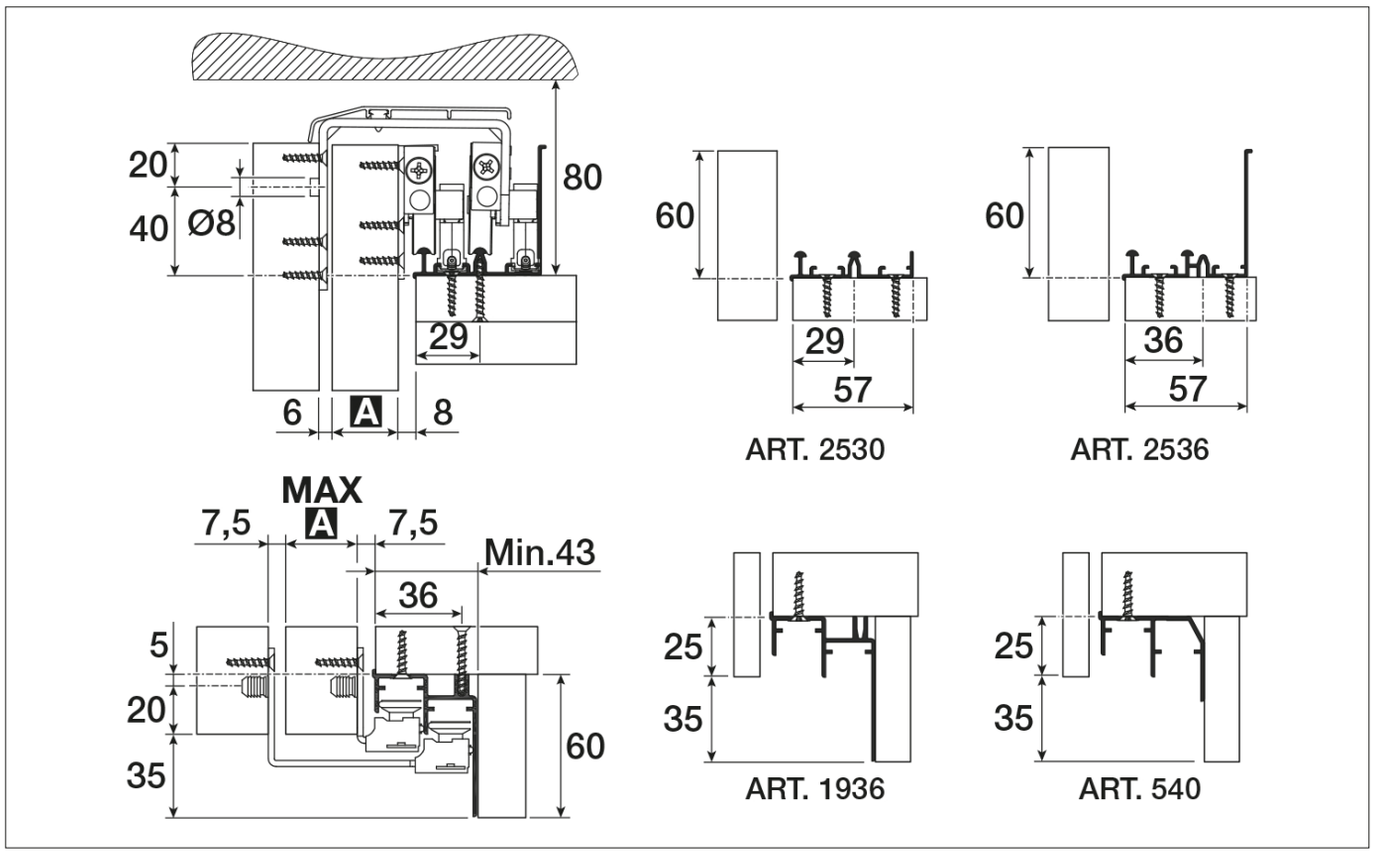

ART. - ITEM
05.3000

Sistema complanare ammortizzato 70Kg
Coplanar cushioned sliding system 70Kg

Slider L70 Flex è il sistema complanare per vani con ante del peso massimo di 70 kg. progettato per essere tagliato a misura. Alla morbidezza, fluidità e silenziosità Flex aggiunge l'estrema flessibilità: il meccanismo è perfettamente adattabile a qualsiasi contenitore semplicemente tagliando il binario.
Slider L70 Flex is the coplanar system for cabinets with doors weighing up to 70 kg. designed to be cut to measure. It is smooth, silent and flexible. The mechanism can be adjusted to fit any cabinet by simply cutting the track.



COD.	DESCRIZIONE / DESCRIPTION	
05.VE30KIT0103	**KIT CARRELLI L70 FLEX H.33 LI=2531-2930** / *CARRIAGE KIT L70 FLEX H.33 LI=2531-2930*	1 PZ
05.VE30KIT0104	**KIT CARRELLI L70 FLEX H.33 LI=2931-3400** / *CARRIAGE KIT L70 FLEX H.33 LI=2931-3400*	1 PZ
05.VE30KIT0202	**KIT PROFILI L70 FLEX LI=2531-3400** / *PROFILE KIT L70 FLEX LI=2531-3400*	1 PZ

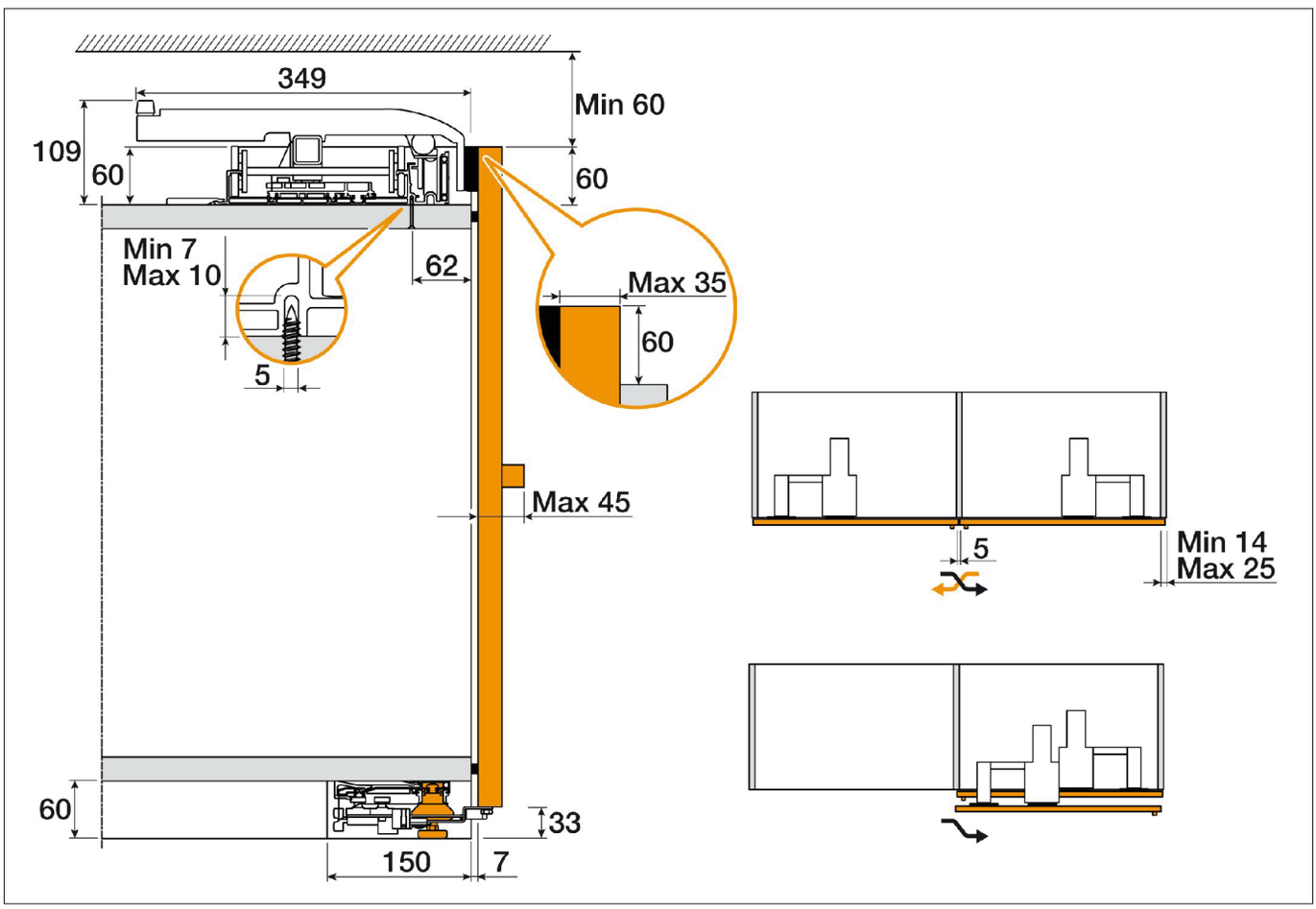

ART. - ITEM
05.5100

Sistema complanare ammortizzato 50Kg
Coplanar cushioned sliding system 50Kg

Slider M50 Flex è il sistema complanare per vani con ante del peso massimo di 50 kg. progettato per essere tagliato a misura. Alla morbidezza, fluidità e silenziosità Flex aggiunge l'estrema flessibilità: il meccanismo è perfettamente adattabile a qualsiasi contenitore semplicemente tagliando il binario.
Slider M50 Flex is the coplanar system for cabinets with doors weighing up to 50 kg. designed to be cut to measure. It is smooth, silent and flexible. The mechanism can be adjusted to fit any cabinet by simply cutting the track.



COD.	DESCRIZIONE / DESCRIPTION	
05.VE51KIT0101	**KIT CARRELLI M50 FLEX H.33 LI=1531-1930** / *CARRIAGE KIT M50 FLEX H.33 LI=1531-1930*	1 PZ
05.VE51KIT0102	**KIT CARRELLI M50 FLEX H33 LI=1931-2330** / *CARRIAGE KIT M50 FLEX H.33 LI=1931-2330*	1 PZ
05.VE51KIT0201	**KIT PROFILI M50 FLEX LI=1531-2330** / *PROFILE KIT M50 FLEX LI=1531-2330*	1 PZ

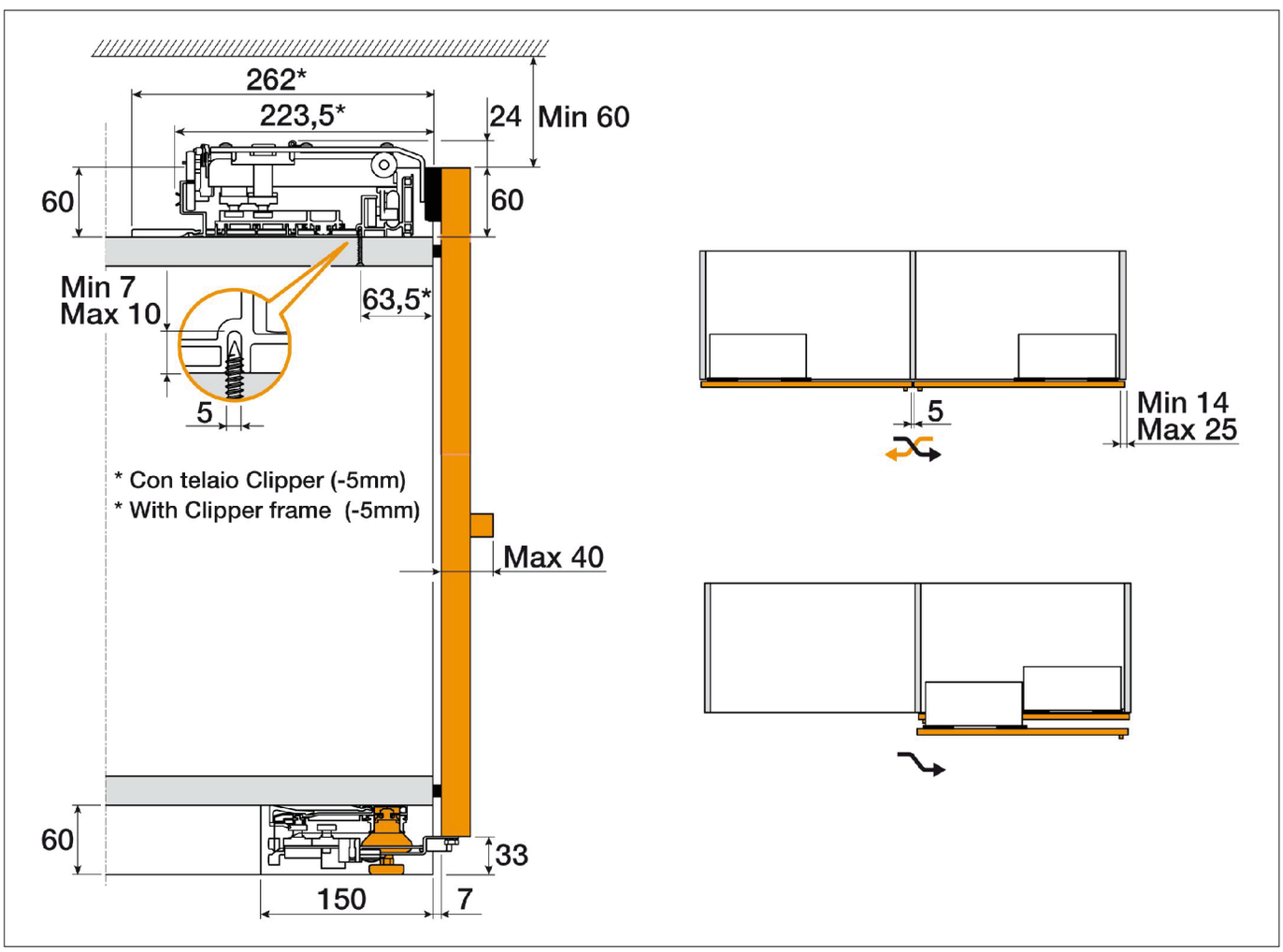

ART. - ITEM
05.1370

Switch
Switch

Switch è la soluzione innovativa di Terno Scorrevoli che sposa l'eleganza visiva delle ante perfettamente allineate (poste all'interno del mobile) con l'esigenza di un prodotto altamente performante, ma dai costi sensibilmente ridotti. Quando il mobile è chiuso, le ante in luce formano una superficie continua e compatta, che annulla il doppio spessore tra un'anta e l'altra. Il sistema brevettato Switch permette quindi di realizzare mobili da ufficio, soggiorni, mobiletti per la cucina e mobili per il bagno caratterizzati da un forte impatto estetico.
Switch is the innovative solution by Terno Scorrevoli designed to espouse the visual elegance typical of in-line doors (internal sliding) along with high performance requirements and significatly reduced costs. When the cabinet is closed, the in light flush closure of doors, will allow a continuous and compact surface with no overlap between one door to the other. Switch it allows then to realize furnitures for offices, small cabinet for living rooms, kitchens characterized by a strong aesthetic impact.



DATI TECNICI/TECHNICAL DATA mm		
H	1600	1600
X	900	600

COD.	DESCRIZIONE / DESCRIPTION	
05.1370060039	**KIT SWITCH 2 ANTE MM.600 20KG. ARGENTO** */ SILVER SWITCH KIT 2 DOORS L.600MM.*	1 PZ
05.1370090039	**KIT SWITCH 2 ANTE MM.900 20KG. ARGENTO** */ SILVER SWITCH KIT 2 DOORS L.900MM.*	1 PZ

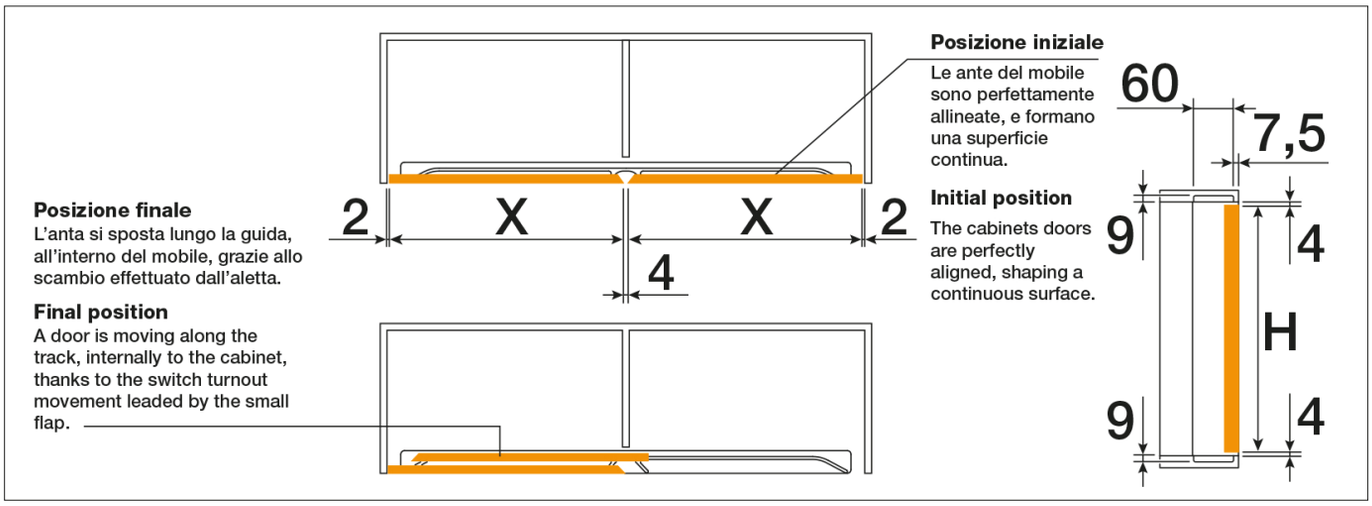

ART. - ITEM
05.AALL

Sistema per ante in alluminio
Kit for aluminium doors

Profili in alluminio per la costruzione di antine FAI DA TE. Aste da 3 mt.
Aluminium profile for the construction of small doors. Lenght of profile 3mt.



COD.	DESCRIZIONE / DESCRIPTION	
05.F144000039	**TELAIO 1440/AS ALLUMINIO** / *ALUMINIUM FRAME ART.1440/AS*	3 MT
05.F144800039	**TRAVERSO PORTANTE 1448/AS ARGENTO SPAZZ.** / *BRUSHED ALUMINIUM SUPPORTING PROFILE*	3 MT
05.F145500000	**GUARNITURA 1455 X 1 ANTA SQUADRO** / *COMPLETE KIT FOR 1 DOOR 1455*	1 PZ
05.F146000039	**MANIGLIA 1460/AS ALLUMINIO** / *ALUMINUM HANDLE 1460/AS*	3 MT
05.F146200039	**CONTROMANIGLIA 1462/AS ALLUMINIO** / *ALUMINUM HANDLE 1462/AS*	3 MT

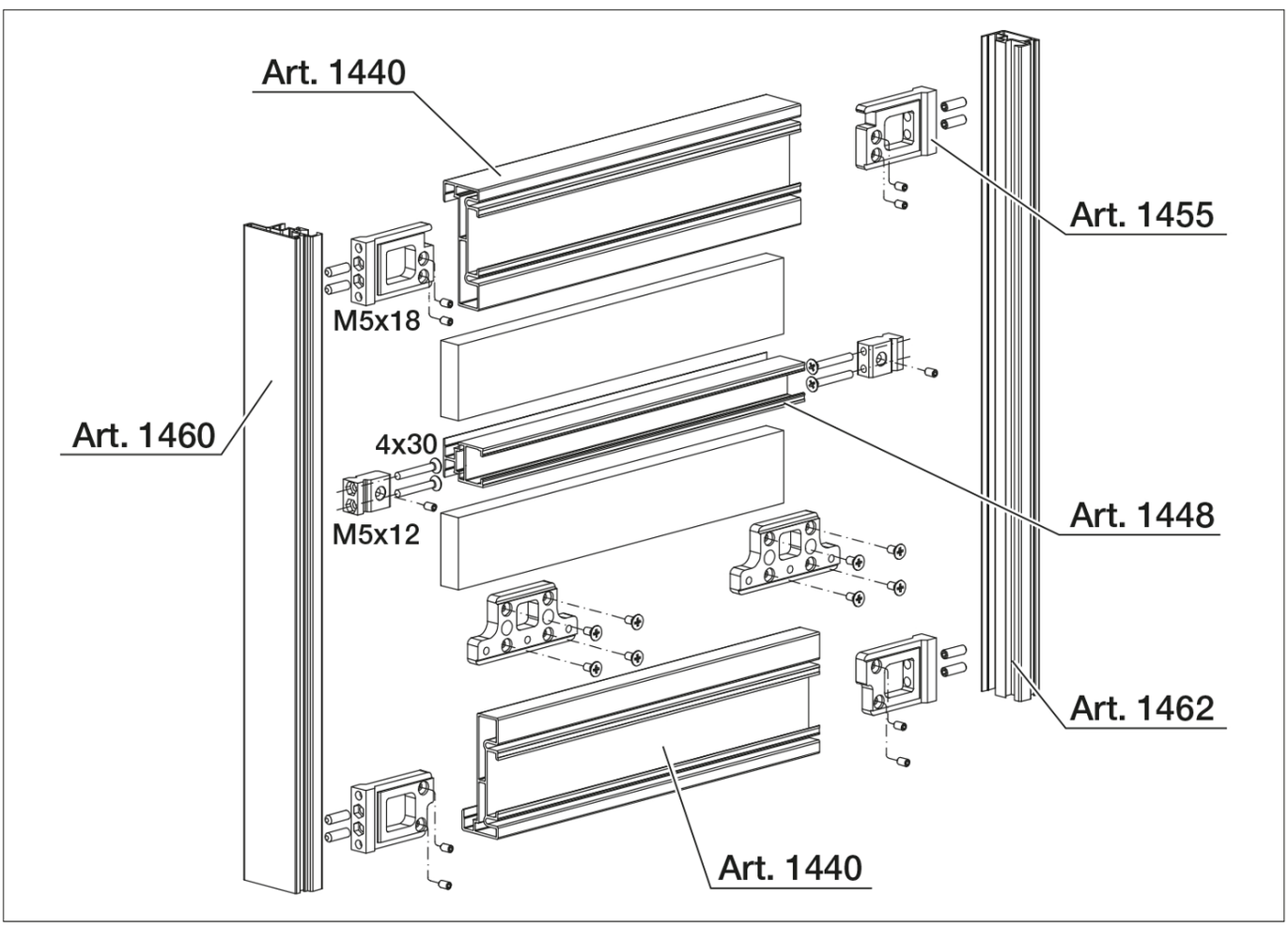

ART. - ITEM
05.8037

Scala
Ladder

Scala scorrevole per librerie, Altezza di fissaggio 200cm.
Sliding ladder for bookshelves. Fixing height 200cm.



COD.	DESCRIZIONE / DESCRIPTION	
05.8036000009	**GIUNZIONE 1036 ZINCATA** */ ZINC PLATED JOINT ART.1036*	1 PZ
05.8037000039	**SCALA CON RUOTE SCORREVOLI VERN.ARGENTO** */ SILVER LADDER WITH WHEELS*	1 PZ
05.8037000041	**SCALA CON RUOTE SCORREVOLI VERN. NERA** */ BLACK LADDER WITH WHEELS*	1 PZ
05.8039000041	**TAPPO 1039 CON FERMO IN NYLON NERO** */ BLACK NYLON CAP WITH STOP ART.1039*	1 PZ
05.8100000039	**BINARIO 1100/A ALLUMINIO ANODIZ.ARGENTO** */ ALUMINUM PROFILE 1100/A*	3 MT

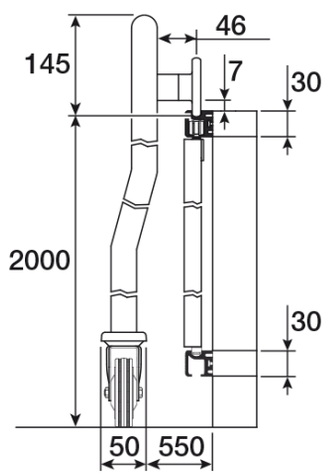

ART. - ITEM
05.7300

Scorriparete per letto
Wall sliding system for bed

Sistema scorrevole a parete
Wall sliding system



COD.	DESCRIZIONE / DESCRIPTION	
05.7300000000	**BINARIO SUPERIORE 300/G ALLUMINIO GREZZO** / *RAW UPPER PROFILE ART.300/G*	3 MT
05.7303000009	**FERMO 303 PER LETTO ZINCATO** / *ZINC PLATED STOP FOR BED ART.303*	1 PZ
05.7307000054	**RUOTA 318 PER LETTO C/POMOLO BLOCCAGGIO** / *WHEEL FOR BED WITH BRAKE ART.318*	1 PZ
05.7309000054	**SCORREVOLE 309 C/POMOLO DI FISSAGGIO** / *SLIDING WITH FIXING KNOB ART.309*	1 PZ
05.7314000054	**COPPIA TAPPI 314/G ARGENTO** / *SILVER COVER CAP ART.314/G*	1 PZ

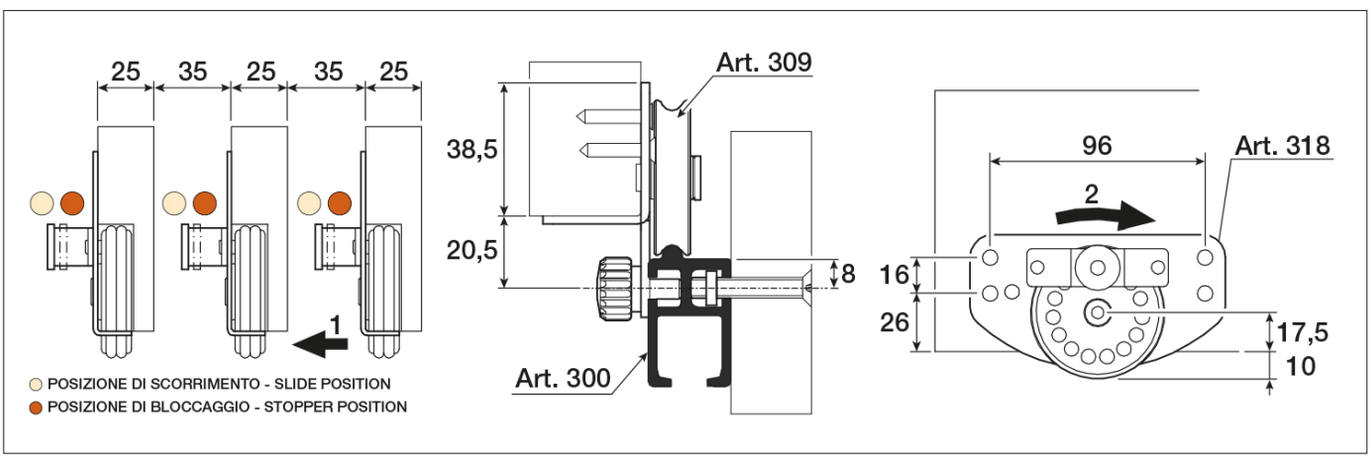

ART. - ITEM
05.1500

kit per porte scorrevoli ammortizzate FLUID
FLUID kit for amortized sliding doors

La miglior scorrevolezza possibile, rumorosità azzerata, movimenti in apertura e chiusura estremamente morbidi.
The best sliding quality possible, functional noise voided, extremely light movements in door opening and closing.

DATI TECNICI/TECHNICAL DATA mm

KG	Kg50	Kg80	Kg120



New model
Fluid



COD.	DESCRIZIONE / DESCRIPTION	
05.1500005000	**KIT FLUID CLASSIC 4/SQ. KG.50** / *KIT FLUID CLASSIC KG.50 WITH 4 ANGLES*	1 PZ
05.1500008000	**KIT FLUID CLASSIC 5/SQ. KG.80** / *KIT FLUID CLASSIC KG.80 WITH 5 ANGLES*	1 PZ
05.1500012000	**KIT FLUID CLASSIC 5/SQ. KG.120** / *KIT FLUID CLASSIC KG.120 WITH 5 ANGLES*	1 PZ
05.8280000000	**BINARIO ART.1280 ALLUMINIO GREZZO MT.3** / *RAW ALUMINIUM PROFILE 1280 L.3MT.*	3 MT
05.8280020000	**BINARIO ART.1280 ALLUMINIO GREZZO MT.2** / *RAW ALUMINIUM PROFILE 1280 L.2MT.*	2 MT

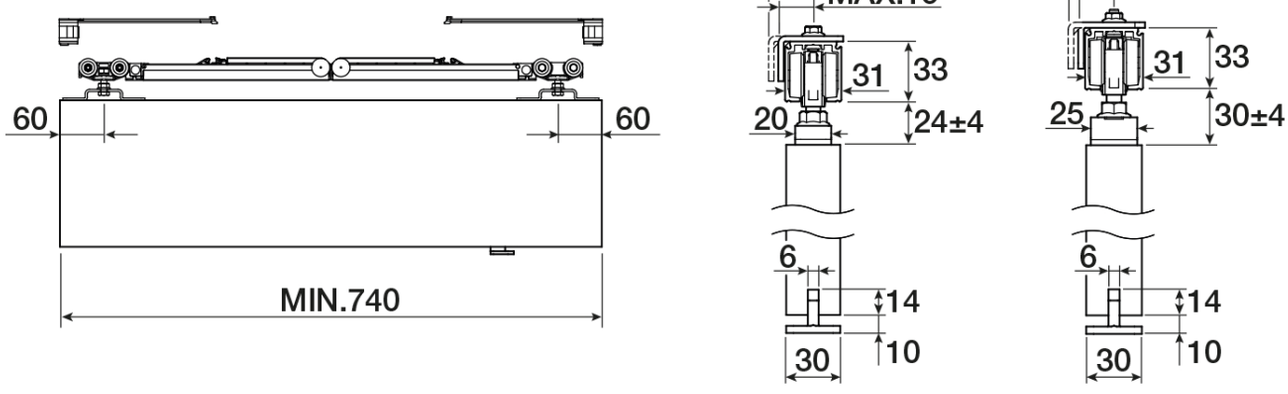

ART. - ITEM
05.80TP

Kit per porte scorrevoli
Sliding doors kit

Guarnitura completa di binario e accessori per 1 porta scorrevole da 80kg.
Complete kit for sliding doors with accessories. Load capacity 80kg.

DATI TECNICI/TECHNICAL DATA mm

Kg80



COD.	DESCRIZIONE / DESCRIPTION	
05.80TGNORSEN	**GUARNITURA 80/T/G/NR/SEN** / *COMPLETE KIT ART.80/T/G/NR/SEN*	1 PZ
05.80TPNR1650	**KIT 80/T/P/NR165CON KG.80 PROF.CM.165** / *COMPLETE KIT KG.80 PROFILE L.165CM*	1 PZ
05.80TPNR2000	**KIT 80/T/P/NR200CON KG.80 PROF.CM.200** / *COMPLETE KIT KG.80 PROFILE L.200CM*	1 PZ
05.80TPNR2500	**KIT 80/T/P/NR250CON KG.80 PROF.CM.250** / *COMPLETE KIT KG.80 PROFILE L.250CM*	1 PZ
05.80TPNR3000	**KIT 80/T/P/NR300CON KG.80 PROF.CM.300** / *COMPLETE KIT KG.80 PROFILE L.300CM*	1 PZ

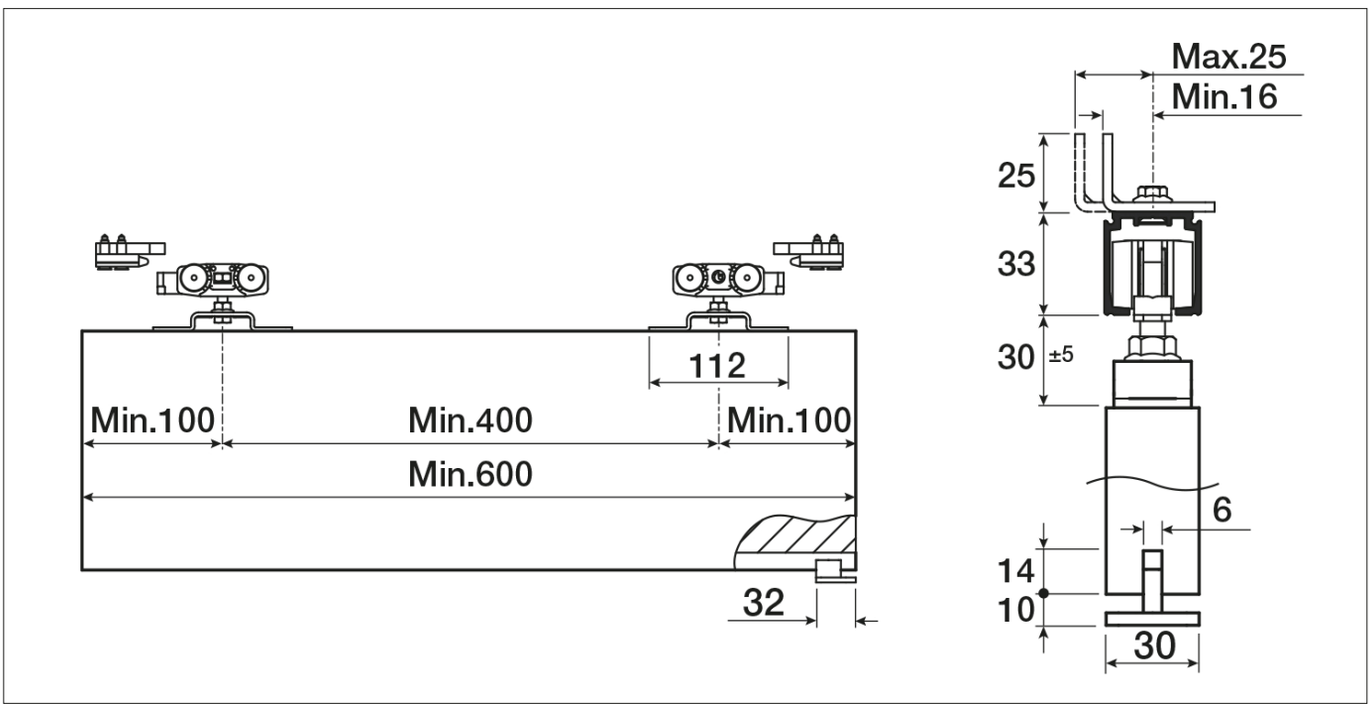

ART. - ITEM
05.MAGIC

MAGIC 2
MAGIC 2

Meccanismo invisibile brevettato per porte scorrevoli in legno. Portata: 80Kg.
Patented concealed mechanism for wooden sliding doors. Load capacity: 80Kg.



COD.	DESCRIZIONE / DESCRIPTION	
05.MAGIC11000	**SISTEMA PORTE SC.EST.MURO AMM.80KG L1100** / *CONCEALED SYSTEM FOR EXTERNAL WALL L1100*	1 PZ
05.MAGIC18000	**SISTEMA PORTE SC.EST.MURO AMM.80KG L1800** / *CONCEALED SYSTEM FOR EXTERNAL WALL L1800*	1 PZ

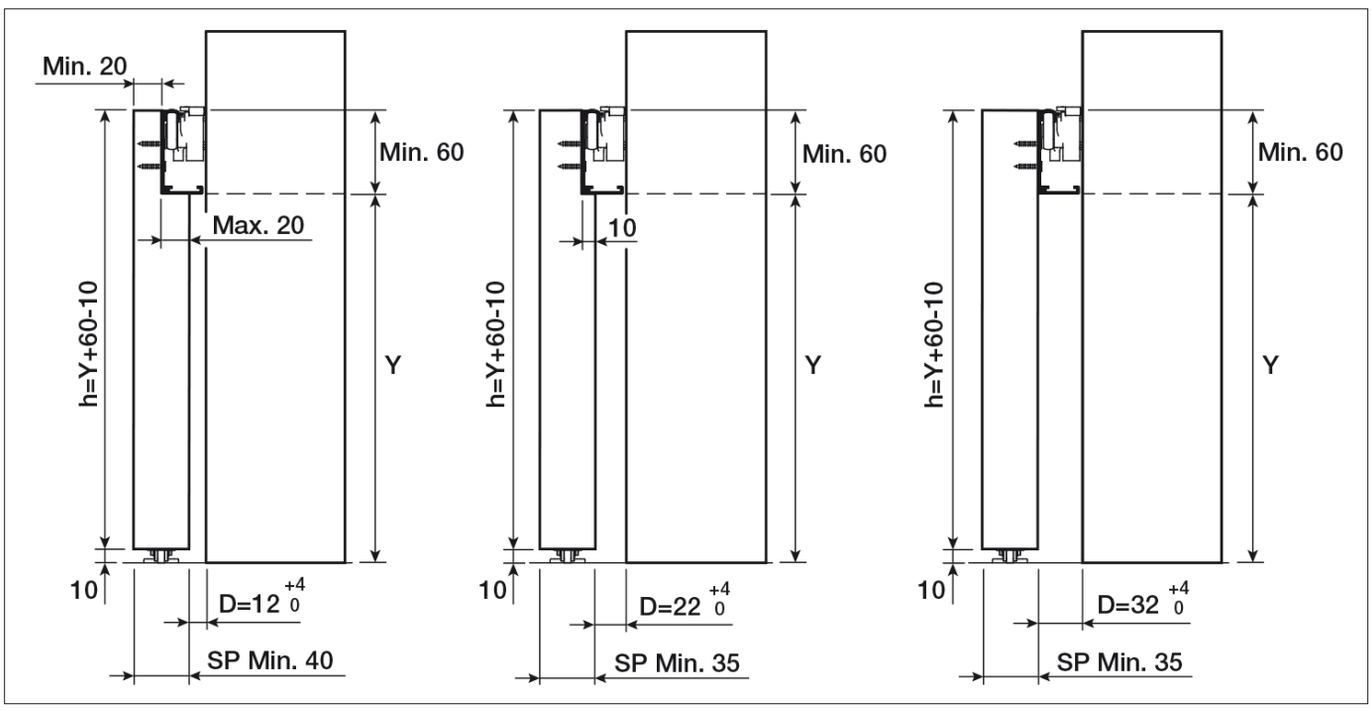

ART. - ITEM
05.8570

Raddrizzante
Straightening rod

Raddrizzante da incasso con regolazione centrale e coperture in plastica marrone
Recessed straightening rod with central adjustment and brown plastic cover



DATI TECNICI/TECHNICAL DATA mm

↔	1850	2050	2250

COD.	DESCRIZIONE / DESCRIPTION	
05.8570018542	**RADDRIZZANTE MM.1850 MARRONE** / *BROWN STRAIGHTENING ROD MM.1850*	25 PZ
05.8570020542	**RADDRIZZANTE MM.2050 MARRONE** / *BROWN STRAIGHTENING ROD MM.2050*	25 PZ
05.8570022542	**RADDRIZZANTE MM.2250 MARRONE** / *BROWN STRAIGHTENING ROD MM.2250*	25 PZ

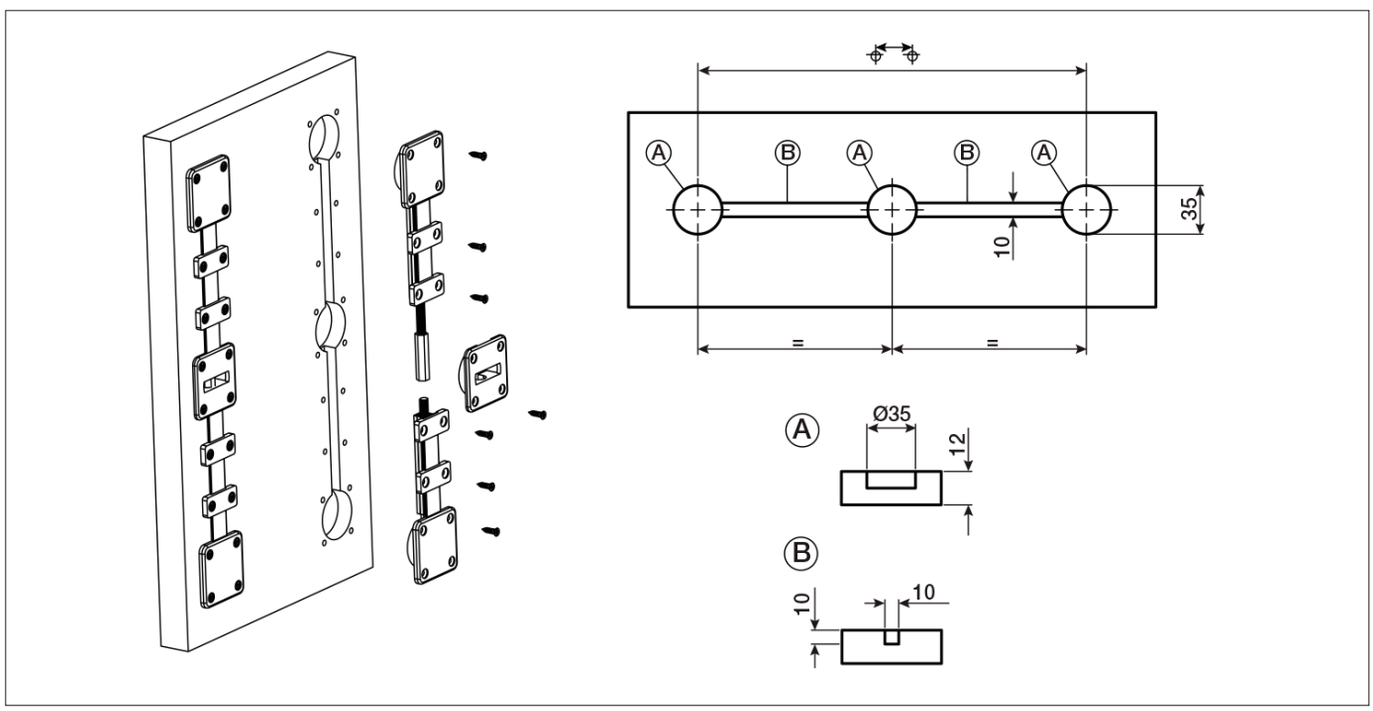

ART. - ITEM
05.7570

Raddrizzante
Straightening rod

Raddrizzante a regolazione centrale con copertura in plastica.
Finitura: grigia.
Straightening rod with central adjustment and plastic cover.
Finishing: grey.

DATI TECNICI/TECHNICAL DATA mm

⟷	2250	2050	1850



COD.	DESCRIZIONE / DESCRIPTION	
05.7570022554	**RADDRIZZANTE 570/P GRIGIO MM.2250** / *GREY STRAIGHTENING ROD ART.570P CM.225*	10 PZ
05.7580020554	**RADDRIZZANTE 580/P GRIGIO MM.2050** / *GREY STRAIGHTENING ROD ART.580P CM.205*	10 PZ
05.7590018554	**RADDRIZZANTE 590/P GRIGIO MM.1850** / *GREY STRAIGHTENING BAR ART.590P CM.185*	10 PZ

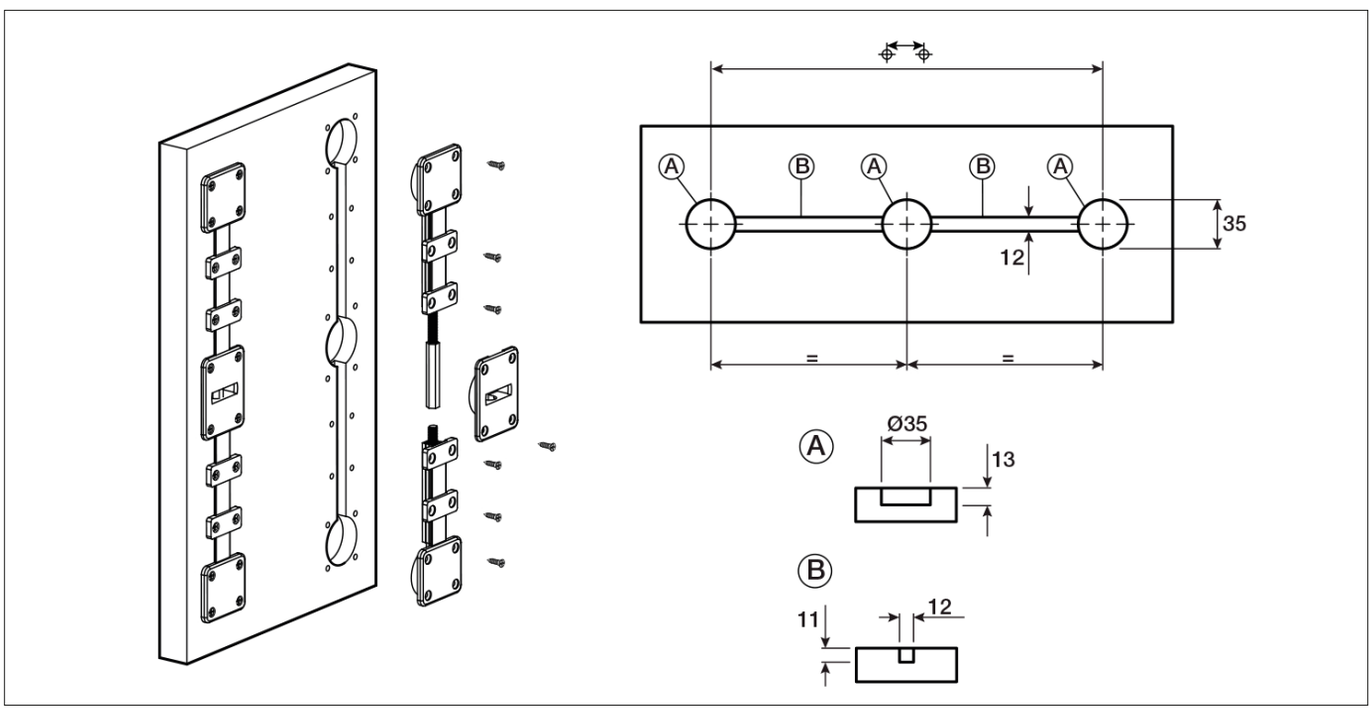

ART. - ITEM
05.7590C

Raddrizzante
Straightening rod

Raddrizzante a regolazione centrale con copertura in plastica.
Finitura: marrone
Straightening rod with central adjustment and plastic cover.
Finishinig: brown.

DATI TECNICI/TECHNICAL DATA mm

⟷	2250	2050	1850



COD.	DESCRIZIONE / DESCRIPTION	
05.7570C22542	**RADDRIZZANTE TIPO 570/C MARRONE MM.2250** / *BROWN STRAIGHTENING ROD ART.570C CM.225*	10 PZ
05.7580C20542	**RADDRIZZANTE TIPO 580/C MARRONE MM.2050** / *BROWN STRAIGHTENING BAR ART.580C CM.205*	10 PZ
05.7590C18542	**RADDRIZZANTE TIPO 590/C MARRONE MM.1850** / *BROWN STRAIGHTENING BAR ART.590C CM.185*	10 PZ

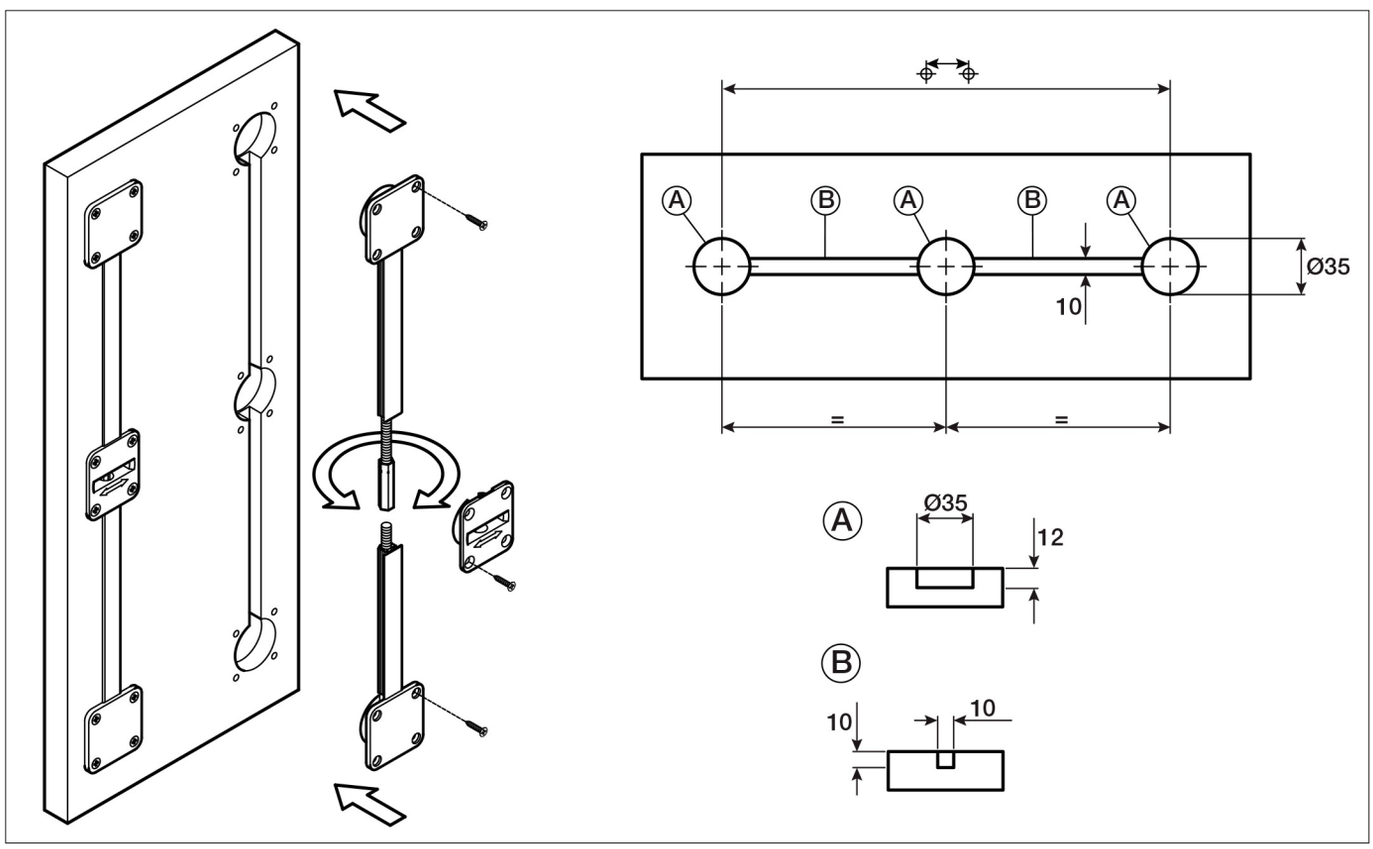

ART. - ITEM
05.7568

Raddrizzante
Straightening rod

Raddrizzante a regolazione centrale con copertura in plastica.
Finitura: nera.
Straightening rod with central adjustment and plastic cover.
Finishing: black.

DATI TECNICI/TECHNICAL DATA mm

⟷	1850	2050	2240



COD.	DESCRIZIONE / DESCRIPTION	
05.7568018541	**RADDRIZZANTE ART.0016 MM.1850 NERO** / *BLACK STRAIGHTENING ROD ART.0016 MM.1850*	10 PZ
05.7568020541	**RADDRIZZANTE ART.0016 MM.2050 NERO** / *BLACK STRAIGHTENING ROD ART.0016 MM.2050*	10 PZ
05.7568022441	**RADDRIZZANTE ART.0016 MM.2240 NERO** / *BLACK STRAIGHTENING ROD ART.0016 MM.2240*	10 PZ
05.7568K18541	**RADDRIZZANTE ART.0016 MM.1850 NERO 1PZ** / *BLACK STRAIGHTENING ROD MM.1850 1PC*	1 PZ
05.7568K20541	**RADDRIZZANTE ART.0016 MM.2050 NERO 1PZ** / *BLACK STRAIGHTENING ROD MM.2050 1PC*	1 PZ
05.7568K22441	**RADDRIZZANTE ART.0016 MM.2240 NERO 1PZ** / *BLACK STRAIGHTENING ROD MM.2240 1PC*	1 PZ

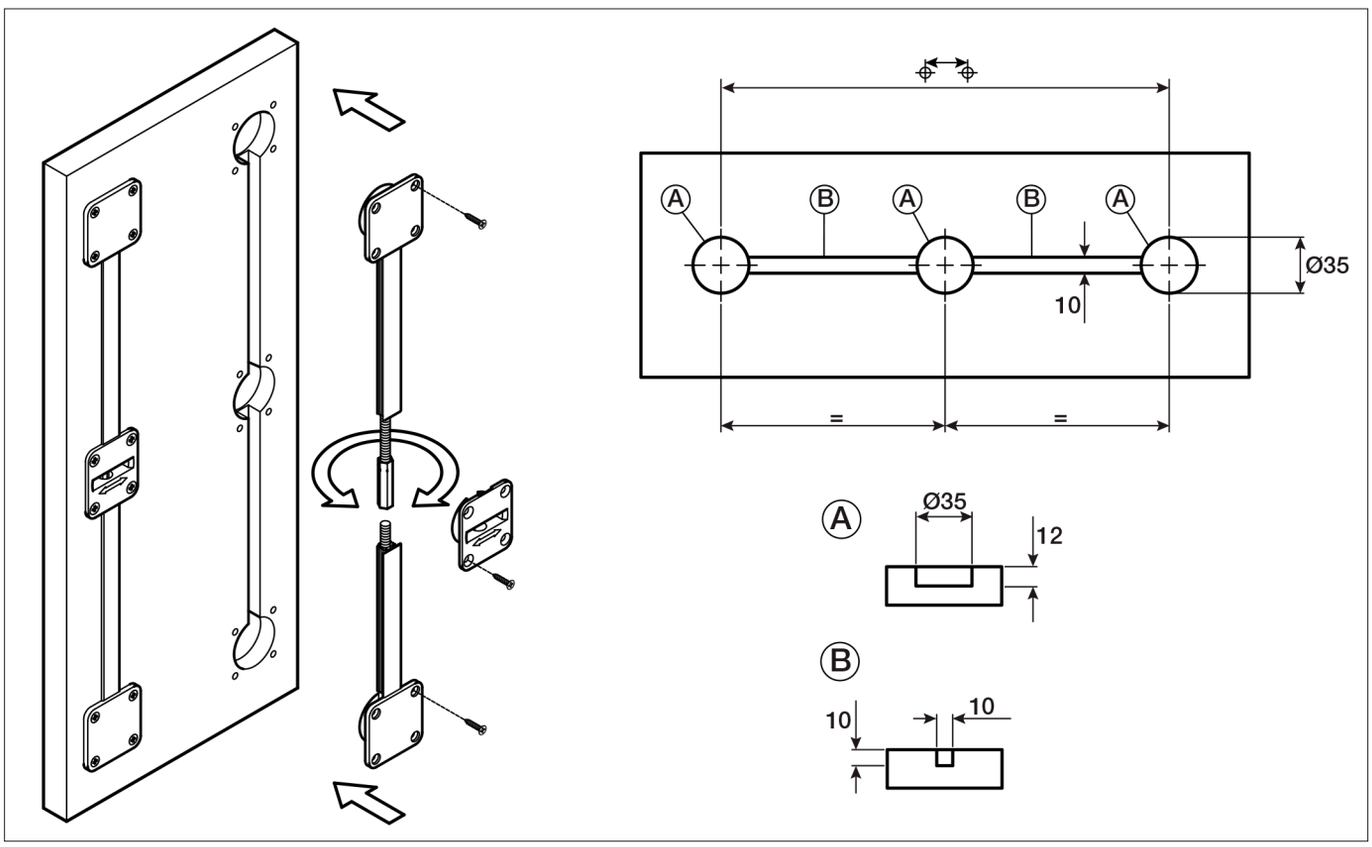

ART. - ITEM
05.FTN101

Raddrizzante
Straghtening rod

Raddrizzante a regolazione centrale con copertura in plastica.
Finitura: grigia.
Straghtening rod with central adjustment and plastic cover. Finishing: grey.

DATI TECNICI/TECHNICAL DATA mm

⟷	1864	2056	2248



COD.	DESCRIZIONE / DESCRIPTION	
05.FTN1011864	**TENDITORE ART.TN101 DA MM.1864** / *STRAGHTENING ROD ART.TN101 MM.1864*	10 PZ
05.FTN1012056	**TENDITORE ART.TN101 DA MM.2056** / *STRAGHTENING ROD ART.TN101 MM.2056*	10 PZ
05.FTN1012248	**TENDITORE ART.TN101 DA MM.2248** / *STRAGHTENING ROD ART.TN101 MM.2248*	10 PZ

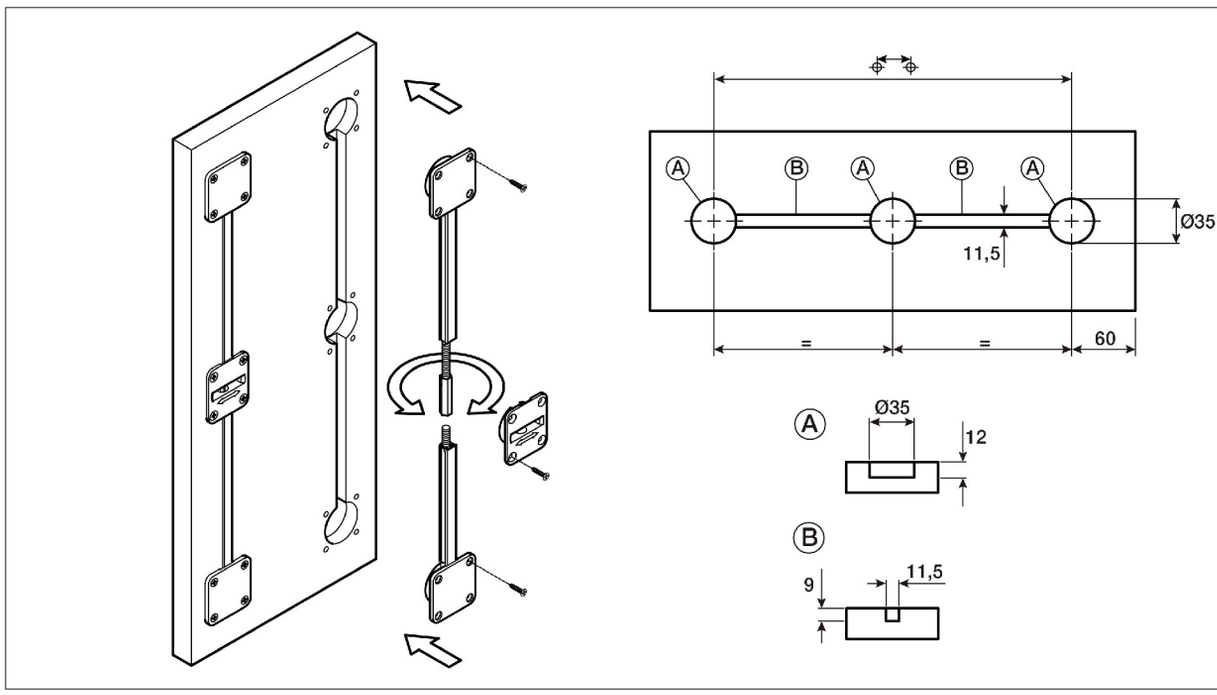

ART. - ITEM
05.7581C

Ponticello in ferro per raddrizzante
Plate for straghtening rod

Ponticello in ferro per raddrizzante art.05.7590C. Finitura: bronzata, zincata.
Iron plate for straghtening rod art.05.7950C. Finishing: bronzed, zinc plated.



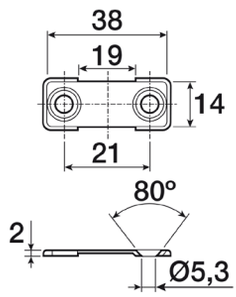

COD.	DESCRIZIONE / DESCRIPTION		
05.7581C00001	**PIASTRINA PER RADDRIZ. ART.581/C BRONZO** / *BRONZED PLATE FOR STRAGHTENING ROD*	10 PZ	100 PZ
05.7581C00009	**PIASTRINA PER RADDRIZ. ART.581/C ZINCATA** / *ZINC PLATED PLATE FOR STRAGHTENING ROD*	10 PZ	100 PZ

ART. - ITEM
05.F933CD

Raddrizzante
Straghtening rod

Raddrizzante a regolazione laterale con boccole diametro 30mm.
Straghtening rod with lateral adjustment and socket 30mm diameter.

DATI TECNICI/TECHNICAL DATA mm			
	1850	2050	2250



COD.	DESCRIZIONE / DESCRIPTION	
05.F933CD1850	**TIRANTE IN PIATTO DR-B.30 INT.1850** / *STRAGHTENING ROD ART.DR-B30 CM.185*	10 PZ
05.F933CD2050	**TIRANTE IN PIATTO DR-B.30 INT.2050** / *STRAGHTENING ROD ART.DR-B30 CM.205*	10 PZ
05.F933CD2250	**TIRANTE IN PIATTO DR-B.30 INT.2250** / *STRAGHTENING ROD ART.DR-B30 CM.225*	10 PZ

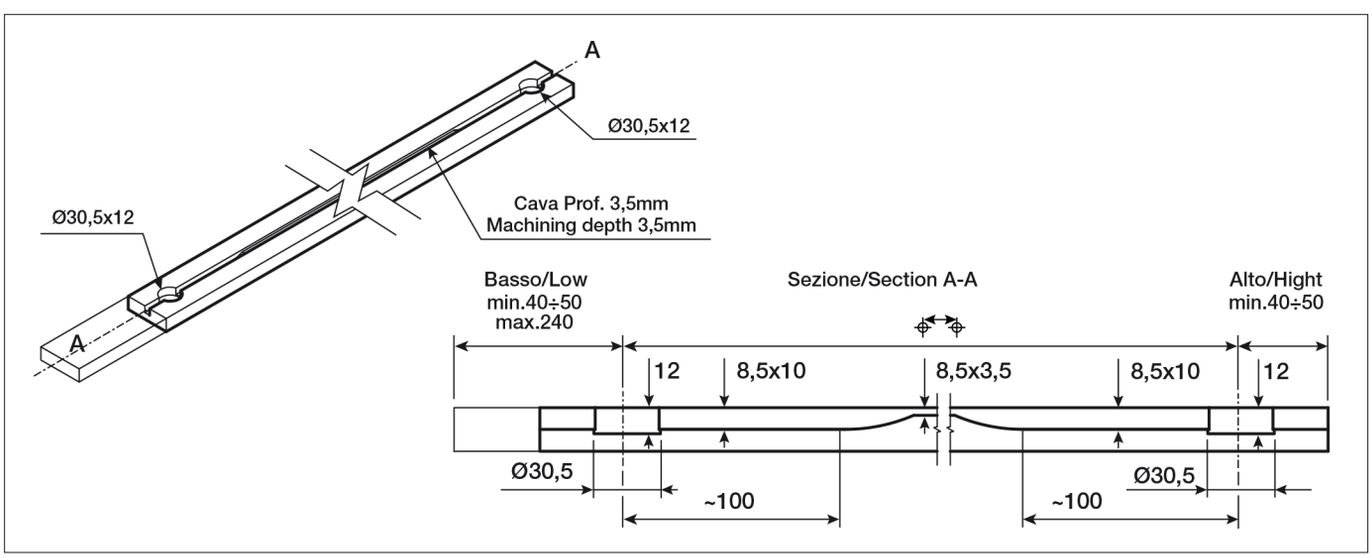

ART. - ITEM
05.7800S

Spazzolino parapolvere con guaina
Anti-dust brush with sheathing

Spazzolino parapolvere con guaina da incassare. Finiture disponibili: bianca, nera.
Brush with built in seal. Available finishing: white, black.

DATI TECNICI/TECHNICAL DATA mm

H	12



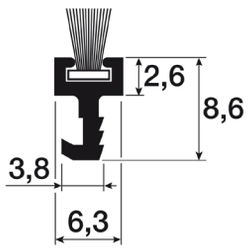

COD.	DESCRIZIONE / DESCRIPTION		
05.7800001240	**SPAZZOLINO ART.908 MM.12 C/GUAINA BIANCO** / *WHITE BRUSH ART.908 MM.12 W/SEAL*	2,6 MT	260 MT
05.7800001241	**SPAZZOLINO ART.908 MM.12 C/GUAINA NERO** / *BLACK BRUSH ART.908 MM.12 W/SEAL*	2,6 MT	260 MT

ART. - ITEM
05.7804S

Spazzolino parapolvere adesivo
Adhesive anti-dust brush

Spazzolino parapolvere adesivo. Finiture disponibili: nera, grigia.
Adhesive brush. Available finishing: black, grey.

DATI TECNICI/TECHNICAL DATA mm

H	9	13
L	7	7



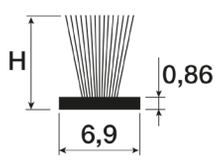

COD.	DESCRIZIONE / DESCRIPTION	
05.7804S07093	**SPAZZOLINO NERO 7X9 ADESIVO** / *BLACK ADHESIVE BRUSH 7X9*	150 ML
05.7804S0709G	**SPAZZOLINO GRIGIO 7X9 ADESIVO** / *GREY ADHESIVE BRUSH 7X9*	150 ML
05.7804S07133	**SPAZZOLINO NERO 7X13 ADESIVO** / *BLACK ADHESIVE BRUSH 7X13*	150 ML
05.7804S0713G	**SPAZZOLINO GRIGIO 7X13 ADESIVO** / *GREY ADHESIVE BRUSH 7X13*	150 ML

ART. - ITEM
05.7894

Profilo paracolpo e parapolvere
Dust cover and bumper profile

Profilo paracolpo e parapolvere in gomma morbida. Finitura: nera.

Soft rubber bumper profile. Finishing: black.



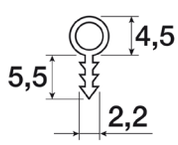

COD.	DESCRIZIONE / DESCRIPTION	
05.7894000041	**GUARNIZIONE ART.894 PARAPOLVERE NERA** / *BLACK BUMPER PROFILE*	400 MT

06 Viteria e livellatori Screws and adjustable feet

PAG.



Viti per truciolare
Chipboard screws

525÷534



Viti varie
Various screws

535÷545



Viti di giunzione
Joint screws

546÷549



Tasselli
Plugs

550÷554



Piedini e livellatori
Adjustable feet

555÷563

INDICE INDEX

Cod.	Pag.
00368	553
06.0002261200	525
06.0002261500	525
06.0002261800	525
06.0002262000	525
06.0002262500	525
06.0002301200	525
06.0002301500	525
06.0002301800	525
06.0002302000	525
06.0002302500	525
06.0002303000	525
06.0002303500	525
06.0002351200	525
06.0002351500	525
06.0002351800	525
06.0002352000	525
06.0002352500	525
06.0002353000	525
06.0002353500	525
06.0002354000	525
06.0002355000	525
06.0002402500	525
06.0002403000	525
06.0002403500	525
06.0002404000	525
06.0002404500	525
06.0002405000	525
06.0002405500	525
06.0002406000	525
06.0002407000	525
06.0002454000	525
06.0002455000	525
06.0002456000	525
06.0002505000	525
06.0002506000	525
06.0002507000	525
06.0002508000	525
06.0002509000	525
06.0002510000	525
06.0009401601	534
06.0009402001	534
06.0009402501	534
06.0032505009	535
06.00325050P9	535
06.0032705009	535
06.00327050P9	535
06.0032706009	535
06.0032707009	535
06.00327070P9	535
06.0033000040	535
06.0033000041	535
06.0033000042	535
06.0040M04159	536
06.0040M04209	536
06.0040M04259	536
06.0040M04309	536
06.0040M06509	536
06.0040M06609	536
06.0040M06809	536
06.0040M08109	536
06.0040M08400	536
06.0040M08500	536
06.0040M08509	536
06.0040M08600	536
06.0040M08609	536
06.0040M08700	536
06.0040M08809	536
06.0040M10400	536
06.0040M10500	536
06.0040M10509	536
06.0040M10600	536
06.0040M10609	536
06.0040M10700	536
06.0040M10709	536
06.0040M10800	536
06.0040M10809	536
06.0040M10909	536
06.0040M11000	536
06.0040M11009	536
06.0040M11200	536
06.0050M40801	537
06.0050M41001	537
06.0050M41009	537
06.0050M41201	537
06.0050M41209	537
06.0050M41401	537
06.0050M41409	537
06.0050M41601	537
06.0050M41609	537
06.0050M41701	537
06.0050M42001	537
06.0050M42009	537
06.0050M42201	537
06.0050M42209	537
06.0050M42401	537
06.0050M42409	537
06.0050M42501	537
06.0050M42509	537
06.0050M42601	537
06.0050M42701	537
06.0050M42759	537
06.0050M42801	537
06.0050M42809	537
06.0050M43001	537
06.0050M43009	537
06.0050M43201	537
06.0050M43209	537
06.0050M43401	537
06.0050M43501	537
06.0050M43509	537
06.0050M43601	537
06.0050M43701	537
06.0050M43801	537
06.0050M44001	537
06.0050M44009	537
06.0050M44201	537
06.0050M44209	537
06.0050M44501	537
06.0050M44509	537
06.0050M44801	537
06.0050M45001	538
06.0050M45009	538
06.0050M61501	541
06.0050M61509	541
06.0050M62001	541
06.0050M62002	541
06.0050M62008	541
06.0050M62501	541
06.0050M62502	541
06.0050M62508	541
06.0050M62509	541
06.0050M63001	541
06.0050M63002	541
06.0050M63008	541
06.0050M63009	541
06.0050M63501	541
06.0050M63502	541
06.0050M63508	541
06.0050M64001	541
06.0050M64002	541
06.0050M64008	541
06.0050M64009	541
06.0050M64501	541
06.0050M64502	541
06.0050M65001	541
06.0050M65002	541
06.0050M65009	541
06.0050M66001	541
06.0050M66002	541
06.0050M66009	541
06.0050M68001	541
06.0050M82001	541
06.0050M82009	541
06.0050M82501	541
06.0050M83001	541
06.0050M83009	541
06.0050M83501	541
06.0050M84001	541
06.0050M84009	541
06.0050T44506	538
06.0052M46000	538
06.005300M400	538
06.0054F62001	542
06.0054F63009	542
06.0054F82509	542
06.0054F84009	542
06.0054F85009	542
06.0054F88003	542
06.0054M61503	542
06.0054M61509	542
06.0054M62506	542
06.0054M63003	542
06.0054M63006	542
06.0054M64003	542
06.0054M64009	542
06.0054M65003	542
06.0054M74003	542
06.0054M75003	542
06.0054M76003	542
06.0054M82009	542
06.0054M83003	542
06.0054M84003	542
06.0054M85003	542
06.0054M86003	542
06.0054M87003	542
06.006010M609	539
06.006010M809	539
06.006011M100	539
06.0088704000	539
06.0088705000	539
06.0088706000	539
06.0088707000	539
06.0088708000	539
06.0088710000	539
06.0089704000	540
06.0089705000	540
06.0091M10259	543
06.0091M10309	543
06.0091M10359	543
06.0091M10409	543
06.0091M10459	543
06.0091M10509	543
06.0091M10559	543
06.0091M10609	543
06.0091M10709	543
06.0091M80259	543
06.0091M80309	543
06.0091M80409	543
06.0091M80509	543
06.0091M80609	543
06.0120003200	561
06.0120M51500	546
06.0120M52000	546
06.0120M52001	546
06.0120M52500	546
06.0120M52501	546
06.0120M52508	546
06.0120M53000	546
06.0120M53001	546
06.0120M53008	546
06.0120M53500	546
06.0120M53501	546
06.0120M53508	546
06.0120M54000	546
06.0120M54001	546
06.0120M54008	546
06.0120M54500	546
06.0120M54501	546
06.0120M54508	546
06.0120M55000	546
06.0120M55500	546
06.0120M56000	546
06.0120M57001	546
06.0121003200	561
06.0122000000	561
06.0122082700	546
06.0122083300	546
06.0123000000	562
06.0126051508	547
06.0126052008	547
06.0126052708	547
06.0126053008	547

06.0126053508	547	06.0402M62009	555	06.M002303502	529	06.M002453501	526
06.0127M41408	547	06.0402M62509	555	06.M002303509	527	06.M002454001	526
06.0127M42008	547	06.0402M82209	555	06.M002304001	526	06.M002454009	528
06.0128M62508	548	06.0404M82203	556	06.M002304002	529	06.M002454501	526
06.0128M62908	548	06.0406P01741	556	06.M002351201	526	06.M002455001	527
06.0128M63101	548	06.0406P02741	556	06.M002351209	527	06.M002455009	528
06.0128M63102	548	06.0406P04441	556	06.M002351601	526	06.M002456001	527
06.0128M63108	548	06.0408000009	556	06.M002351602	529	06.M002456009	528
06.0128M63808	548	06.0409000041	557	06.M002351609	527	06.M002457001	527
06.0129M61401	548	06.0409E00009	557	06.M002351801	526	06.M002457009	528
06.0129M61408	548	06.0410M08302	557	06.M002351809	527	06.M002458001	527
06.0129M62008	548	06.0410M08308	557	06.M002352001	526	06.M002458009	528
06.0130304040	549	06.0410M10322	557	06.M002352002	529	06.M002459001	527
06.0130304042	549	06.0410M10328	557	06.M002352009	527	06.M002503001	527
06.0130344440	549	06.0412M10300	557	06.M002352501	526	06.M002503501	527
06.0130344442	549	06.0412M10400	557	06.M002352502	529	06.M002504001	527
06.0134M60659	543	06.0412M10500	557	06.M002352509	527	06.M002504501	527
06.0134M61209	543	06.0414M10500	558	06.M002353001	526	06.M002505001	527
06.0134M61509	543	06.0416105002	558	06.M002353002	529	06.M002505009	528
06.01368M8009	544	06.0416106002	558	06.M002353009	527	06.M002506001	527
06.0170M06009	544	06.0420004000	559	06.M002353501	526	06.M002506009	528
06.0170M08000	544	06.0420005042	559	06.M002353502	529	06.M002507001	527
06.0170M08009	544	06.0420006000	559	06.M002353509	527	06.M002507009	528
06.0170M10009	544	06.0420007000	559	06.M002354001	526	06.M002508001	527
06.0189060009	544	06.0420008000	559	06.M002354002	529	06.M002508009	528
06.0189080000	544	06.0420009000	559	06.M002354009	527	06.M002509001	527
06.0189080009	544	06.0420010000	559	06.M002354501	526	06.M002509009	528
06.0189100009	544	06.0422M10610	559	06.M002354509	527	06.M002510001	527
06.0190061809	545	06.0424000000	559	06.M002355001	526	06.M002512001	527
06.0190062409	545	06.0426000009	560	06.M002355009	527	06.M002607001	527
06.0190082409	545	06.F003540000	553	06.M002401601	526	06.M006353001	532
06.0190083209	545	06.M002251001	526	06.M002401609	528	06.M006353009	533
06.0190103009	545	06.M002251201	526	06.M002401801	526	06.M006353501	532
06.0190104009	545	06.M002251202	529	06.M002401809	528	06.M006353509	533
06.0300063000	550	06.M002251601	526	06.M002402001	526	06.M006354001	532
06.0300084000	550	06.M002251602	529	06.M002402002	529	06.M006354009	533
06.0301063000	550	06.M002251609	527	06.M002402009	528	06.M006354501	532
06.0301084000	550	06.M002251801	526	06.M002402501	526	06.M006354509	533
06.0302063500	550	06.M002252001	526	06.M002402502	529	06.M006355001	532
06.0302064500	550	06.M002252002	529	06.M002402509	528	06.M006403001	532
06.0302085000	550	06.M002252009	527	06.M002403001	526	06.M006403501	532
06.0302106000	550	06.M002252501	526	06.M002403002	529	06.M006403509	533
06.0302V63500	551	06.M002252509	527	06.M002403009	528	06.M006404001	532
06.0302V85000	551	06.M002253001	526	06.M002403501	526	06.M006404009	533
06.0303063000	551	06.M002301201	526	06.M002403502	529	06.M006404501	532
06.0303084000	551	06.M002301209	527	06.M002403509	528	06.M006405001	532
06.0303105000	551	06.M002301601	526	06.M002404001	526	06.M006406001	532
06.0304094000	551	06.M002301602	529	06.M002404002	529	06.M006406009	533
06.0304124600	551	06.M002301609	527	06.M002404009	528	06.M006407001	532
06.0305094006	552	06.M002301801	526	06.M002404501	526	06.M006454001	532
06.0306094000	552	06.M002301809	527	06.M002404509	528	06.M006454501	532
06.0307094006	552	06.M002302001	526	06.M002405001	526	06.M006455001	532
06.0400M08040	555	06.M002302002	529	06.M002405002	529	06.M006456001	532
06.0400M08060	555	06.M002302009	527	06.M002405009	528	06.M006457001	532
06.0400M08070	555	06.M002302501	526	06.M002406001	526	06.M006458001	532
06.0400M08080	555	06.M002302502	529	06.M002406002	529	06.M006505001	532
06.0400M08100	555	06.M002302509	527	06.M002406009	528	06.M006505009	533
06.0400M08120	555	06.M002303001	526	06.M002407001	526	06.M006506001	532
06.0400M10080	555	06.M002303002	529	06.M002407009	528	06.M006507001	532
06.0402M10259	555	06.M002303009	527	06.M002408001	526	06.M006508001	532
06.0402M61509	555	06.M002303501	526	06.M002452509	528	06.M006605001	532

06.M006606001 532
06.S002251601 530
06.S002251609 531
06.S002251801 530
06.S002252001 530
06.S002252009 531
06.S002252501 530
06.S002301201 530
06.S002301209 531
06.S002301601 530
06.S002301609 531
06.S002301809 531
06.S002302001 530
06.S002302009 531
06.S002302501 530
06.S002302509 531
06.S002303001 530
06.S002303009 531
06.S002303501 530
06.S002351201 530
06.S002351601 530
06.S002351609 531
06.S002351801 530
06.S002351809 531
06.S002352001 530
06.S002352009 531
06.S002352501 530
06.S002352509 531
06.S002353001 530
06.S002353009 531
06.S002353501 530
06.S002353509 531
06.S002354001 530
06.S002401809 531
06.S002402001 530
06.S002402009 531
06.S002402501 530
06.S002402509 531
06.S002403001 530
06.S002403009 531
06.S002403501 530
06.S002404001 530
06.S002404009 531
06.S002404501 530
06.S002405001 530
06.S002405009 531
06.S002406001 530
06.S002406009 531
06.S002407001 530
06.S002456001 530
06.S002457001 530
06.S002506001 530
06.S002507001 530
06.S006353001 533
06.S006353501 533
06.S006355001 533
06.S006403501 533
06.S006404501 533
06.S006405001 533
06.S006406001 533
06.S006509001 533
06.S006510001 533
06.S009302009 534
06.S009302509 534
06.S009303009 534
06.S009351709 534
06.s009352009 534
06.S009352509 534
06.S009401309 534
06.S009401709 534
06.S009402509 534
06.S009403009 534
12.0300Z127A2 562
12.0427005209 560
12.0427012009 560
12.0428005209 560
12.0428007009 560
12.0428012009 560
12.0428014009 560
12.0428127009 560
12.30428Z250Z2 558
12.30528Z250Z2 558
12.7307000009 562
12.7320000009 563
12.7420000009 563
15453 553
15457 553
7500400603800 554
80913Z10000 561
80914Z10000 559

ART. - ITEM
06.0002

Viti truciolari TSP
Chipboard screws countersunk head

Viti universali che si prestano a svariati utilizzi su legni naturali, pannelli truciolati, compensati, materie plastiche, tasselli e lamiere sottili. Inserto PZD (pozidrive). Filetto sottotesta. Finitura: grezza.

Universal screws that are suitable for many uses: natural wood, chipboard, plywood, plastics, anchors and thin sheets. PZD (pozidrive). Total threaded. Finishing: raw.



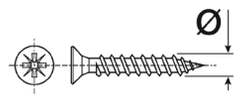

DATI TECNICI/TECHNICAL DATA mm

Ø	2,5	3,0	3,5	4,0	4,5	5,0

COD.	DESCRIZIONE / DESCRIPTION	
06.0002261200	**VITE T.P.S. T.CROCE 2,5X12 GREZZA** / *RAW FLAT HEAD PZD SCREW 2,5X12*	10 CE
06.0002261500	**VITE T.P.S. T.CROCE 2,5X16 GREZZA** / *RAW FLAT HEAD PZD SCREW 2,5X15*	10 CE
06.0002261800	**VITE T.P.S. T.CROCE 2,5X18 GREZZA** / *RAW FLAT HEAD PZD SCREW 2,5X18*	10 CE
06.0002262000	**VITE T.P.S. T.CROCE 2,5X20 GREZZA** / *RAW FLAT HEAD PZD SCREW 2,5X20*	10 CE
06.0002262500	**VITE T.P.S. T.CROCE 2,5X25 GREZZA** / *RAW FLAT HEAD PZD SCREW 2,5X25*	10 CE
06.0002301200	**VITE T.P.S. T.CROCE 3,0X12 GREZZA** / *RAW FLAT HEAD PZD SCREW 3,0X12*	10 CE
06.0002301500	**VITE T.P.S. T.CROCE 3,0X16 GREZZA** / *RAW FLAT HEAD PZD SCREW 3,0X15*	10 CE
06.0002301800	**VITE T.P.S. T.CROCE 3,0X18 GREZZA** / *RAW FLAT HEAD PZD SCREW 3,0X18*	10 CE
06.0002302000	**VITE T.P.S. T.CROCE 3,0X20 GREZZA** / *RAW FLAT HEAD PZD SCREW 3,0X20*	10 CE
06.0002302500	**VITE T.P.S. T.CROCE 3,0X25 GREZZA** / *RAW FLAT HEAD PZD SCREW 3,0X25*	5 CE
06.0002303000	**VITE T.P.S. T.CROCE 3,0X30 GREZZA** / *RAW FLAT HEAD PZD SCREW 3,0X30*	5 CE
06.0002303500	**VITE T.P.S. T.CROCE 3,0X35 GREZZA** / *RAW FLAT HEAD PZD SCREW 3,0X35*	5 CE
06.0002351200	**VITE T.P.S. T.CROCE 3,5X12 GREZZA** / *RAW FLAT HEAD PZD SCREW 3,5X12*	10 CE
06.0002351500	**VITE T.P.S. T.CROCE 3,5X15 GREZZA** / *RAW FLAT HEAD PZD SCREW 3,5X15*	10 CE
06.0002351800	**VITE T.P.S. T.CROCE 3,5X18 GREZZA** / *RAW FLAT HEAD PZD SCREW 3,5X18*	10 CE
06.0002352000	**VITE T.P.S. T.CROCE 3,5X20 GREZZA** / *RAW FLAT HEAD PZD SCREW 3,5X20*	10 CE
06.0002352500	**VITE T.P.S. T.CROCE 3,5X25 GREZZA** / *RAW FLAT HEAD PZD SCREW 3,5X25*	5 CE
06.0002353000	**VITE T.P.S. T.CROCE 3,5X30 GREZZA** / *RAW FLAT HEAD PZD SCREW 3,5X30*	5 CE
06.0002353500	**VITE T.P.S. T.CROCE 3,5X35 GREZZA** / *RAW FLAT HEAD PZD SCREW 3,5X35*	5 CE
06.0002354000	**VITE T.P.S. T.CROCE 3,5X40 GREZZA** / *RAW FLAT HEAD PZD SCREW 3,5X40*	5 CE
06.0002355000	**VITE T.P.S. T.CROCE 3,5X50 GREZZA** / *RAW FLAT HEAD PZD SCREW 3,5X50*	2 CE
06.0002402500	**VITE T.P.S. T.CROCE 4,0X25 GREZZA** / *RAW FLAT HEAD PZD SCREW 4,0X25*	5 CE
06.0002403000	**VITE T.P.S. T.CROCE 4,0X30 GREZZA** / *RAW FLAT HEAD PZD SCREW 4,0X30*	5 CE
06.0002403500	**VITE T.P.S. T.CROCE 4,0X35 GREZZA** / *RAW FLAT HEAD PZD SCREW 4,0X35*	5 CE
06.0002404000	**VITE T.P.S. T.CROCE 4,0X40 GREZZA** / *RAW FLAT HEAD PZD SCREW 4,0X40*	5 CE
06.0002404500	**VITE T.P.S. T.CROCE 4,0X45 GREZZA** / *RAW FLAT HEAD PZD SCREW 4,0X45*	2 CE
06.0002405000	**VITE T.P.S. T.CROCE 4,0X50 GREZZA** / *RAW FLAT HEAD PZD SCREW 4,0X50*	2 CE
06.0002405500	**VITE T.P.S. T.CROCE 4,0X55 GREZZA** / *RAW FLAT HEAD PZD SCREW 4,0X55*	2 CE
06.0002406000	**VITE T.P.S. T.CROCE 4,0X60 GREZZA** / *RAW FLAT HEAD PZD SCREW 4,0X60*	2 CE
06.0002407000	**VITE T.P.S. T.CROCE 4,0X70 GREZZA** / *RAW FLAT HEAD PZD SCREW 4,0X70*	2 CE
06.0002454000	**VITE T.P.S. T.CROCE 4,5X40 GREZZA** / *RAW FLAT HEAD PZD SCREW 4,5X40*	2 CE
06.0002455000	**VITE T.P.S. T.CROCE 4,5X50 GREZZA** / *RAW FLAT HEAD PZD SCREW 4,5X50*	2 CE
06.0002456000	**VITE T.P.S. T.CROCE 4,5X60 GREZZA** / *RAW FLAT HEAD PZD SCREW 4,5X60*	2 CE
06.0002505000	**VITE T.P.S. T.CROCE 5,0X50 GREZZA** / *RAW FLAT HEAD PZD SCREW 5,0X50*	2 CE
06.0002506000	**VITE T.P.S. T.CROCE 5,0X60 GREZZA** / *RAW FLAT HEAD PZD SCREW 5,0X60*	2 CE
06.0002507000	**VITE T.P.S. T.CROCE 5,0X70 GREZZA** / *RAW FLAT HEAD PZD SCREW 5,0X70*	2 CE
06.0002508000	**VITE T.P.S. T.CROCE 5,0X80 GREZZA** / *RAW FLAT HEAD PZD SCREW 5,0X80*	2 CE
06.0002509000	**VITE T.P.S. T.CROCE 5,0X90 GREZZA** / *RAW FLAT HEAD PZD SCREW 5,0X90*	1 CE
06.0002510000	**VITE T.P.S. T.CROCE 5,0X100 GREZZA** / *RAW FLAT HEAD PZD SCREW 5,0X100*	1 CE

ART. - ITEM
06.M002

Viti truciolari TSP
Chipboard screws countersunk head

Viti universali che si prestano a svariati utilizzi su legni naturali, pannelli truciolati, compensati, materie plastiche, tasselli e lamieresottili. Inserto PZD (pozidrive). Filetto sottotesta. Finitura: bronzata.
Universal screws that are suitable for many uses: natural wood, chipboard, plywood, plastics, anchors and thin sheets. PZD (pozidrive). Total threaded. Finishing: bronzed.



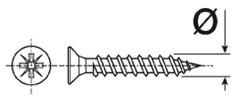

DATI TECNICI/TECHNICAL DATA mm

Ø	2,5	3,0	3,5	4,0	4,5	5,0	6,0

COD.	DESCRIZIONE / DESCRIPTION	
06.M002251001	**VITE TPS 2,5X10 T.CROCE BRONZATA** / *BRONZED FLAT HEAD SCREW 2,5X10*	5 CE
06.M002251201	**VITE TPS 2,5X12 T.CROCE BRONZATA** / *BRONZED FLAT HEAD SCREW 2,5X12*	5 CE
06.M002251601	**VITE TPS 2,5X16 T.CROCE BRONZATA** / *BRONZED FLAT HEAD SCREW 2,5X16*	5 CE
06.M002251801	**VITE TPS 2,5X18 T.CROCE BRONZATA** / *BRONZED FLAT HEAD SCREW 2,5X18*	5 CE
06.M002252001	**VITE TPS 2,5X20 T.CROCE BRONZATA** / *BRONZED FLAT HEAD SCREW 2,5X20*	5 CE
06.M002252501	**VITE TPS 2,5X25 T.CROCE BRONZATA** / *BRONZED FLAT HEAD SCREW 2,5X25*	5 CE
06.M002253001	**VITE TPS 2,5X30 T.CROCE BRONZATA** / *BRONZED FLAT HEAD SCREW 2,5X30*	5 CE
06.M002301201	**VITE TPS 3,0X12 T.CROCE BRONZATA** / *BRONZED FLAT HEAD SCREW 3X12*	5 CE
06.M002301601	**VITE TPS 3,0X16 T.CROCE BRONZATA** / *BRONZED FLAT HEAD SCREW 3X16*	5 CE
06.M002301801	**VITE TPS 3,0X18 T.CROCE BRONZATA** / *BRONZED FLAT HEAD SCREW 3X18*	5 CE
06.M002302001	**VITE TPS 3,0X20 T.CROCE BRONZATA** / *BRONZED FLAT HEAD SCREW 3X20*	5 CE
06.M002302501	**VITE TPS 3,0X25 T.CROCE BRONZATA** / *BRONZED FLAT HEAD SCREW 3X25*	5 CE
06.M002303001	**VITE TPS 3,0X30 T.CROCE BRONZATA** / *BRONZED FLAT HEAD SCREW 3X30*	5 CE
06.M002303501	**VITE TPS 3,0X35 T.CROCE BRONZATA** / *BRONZED FLAT HEAD SCREW 3X35*	5 CE
06.M002304001	**VITE TPS 3,0X40 T.CROCE BRONZATA** / *BRONZED FLAT HEAD SCREW 3X40*	5 CE
06.M002351201	**VITE TPS 3,5X12 T.CROCE BRONZATA** / *BRONZED FLAT HEAD SCREW 3,5X12*	5 CE
06.M002351601	**VITE TPS 3,5X16 T.CROCE BRONZATA** / *BRONZED FLAT HEAD SCREW 3,5X16*	5 CE
06.M002351801	**VITE TPS 3,5X18 T.CROCE BRONZATA** / *BRONZED FLAT HEAD SCREW 3,5X18*	5 CE
06.M002352001	**VITE TPS 3,5X20 T.CROCE BRONZATA** / *BRONZED FLAT HEAD SCREW 3,5X20*	5 CE
06.M002352501	**VITE TPS 3,5X25 T.CROCE BRONZATA** / *BRONZED FLAT HEAD SCREW 3,5X25*	5 CE
06.M002353001	**VITE TPS 3,5X30 T.CROCE BRONZATA** / *BRONZED FLAT HEAD SCREW 3,5X30*	5 CE
06.M002353501	**VITE TPS 3,5X35 T.CROCE BRONZATA** / *BRONZED FLAT HEAD SCREW 3,5X35*	5 CE
06.M002354001	**VITE TPS 3,5X40 T.CROCE BRONZATA** / *BRONZED FLAT HEAD SCREW 3,5X40*	5 CE
06.M002354501	**VITE TPS 3,5X45 T.CROCE BRONZATA** / *BRONZED FLAT HEAD SCREW 3,5X45*	2 CE
06.M002355001	**VITE TPS 3,5X50 T.CROCE BRONZATA** / *BRONZED FLAT HEAD SCREW 3,5X50*	2 CE
06.M002401601	**VITE TPS 4,0X16 T.CROCE BRONZATA** / *BRONZED FLAT HEAD SCREW 4X16*	5 CE
06.M002401801	**VITE TPS 4,0X18 T.CROCE BRONZATA** / *BRONZED FLAT HEAD SCREW 4X18*	5 CE
06.M002402001	**VITE TPS 4,0X20 T.CROCE BRONZATA** / *BRONZED FLAT HEAD SCREW 4X20*	5 CE
06.M002402501	**VITE TPS 4,0X25 T.CROCE BRONZATA** / *BRONZED FLAT HEAD SCREW 4X25*	5 CE
06.M002403001	**VITE TPS 4,0X30 T.CROCE BRONZATA** / *BRONZED FLAT HEAD SCREW 4X30*	5 CE
06.M002403501	**VITE TPS 4,0X35 T.CROCE BRONZATA** / *BRONZED FLAT HEAD SCREW 4X35*	5 CE
06.M002404001	**VITE TPS 4,0X40 T.CROCE BRONZATA** / *BRONZED FLAT HEAD SCREW 4X40*	5 CE
06.M002404501	**VITE TPS 4,0X45 T.CROCE BRONZATA** / *BRONZED FLAT HEAD SCREW 4X45*	2 CE
06.M002405001	**VITE TPS 4,0X50 T.CROCE BRONZATA** / *BRONZED FLAT HEAD SCREW 4X50*	2 CE
06.M002406001	**VITE TPS 4,0X60 T.CROCE BRONZATA** / *BRONZED FLAT HEAD SCREW 4X60*	2 CE
06.M002407001	**VITE TPS 4,0X70 T.CROCE BRONZATA** / *BRONZED FLAT HEAD SCREW 4X70*	2 CE
06.M002408001	**VITE TPS 4,0X80 T.CROCE BRONZATA** / *BRONZED FLAT HEAD SCREW 4X80*	2 CE
06.M002453501	**VITE TPS 4,5X35 T.CROCE BRONZATA** / *BRONZED FLAT HEAD SCREW 4,5X35*	5 CE
06.M002454001	**VITE TPS 4,5X40 T.CROCE BRONZATA** / *BRONZED FLAT HEAD SCREW 4,5X40*	5 CE
06.M002454501	**VITE TPS 4,5X45 T.CROCE BRONZATA** / *BRONZED FLAT HEAD SCREW 4,5X45*	2 CE

COD.	DESCRIZIONE / DESCRIPTION	
06.M002455001	**VITE TPS 4,5X50 T.CROCE BRONZATA** / *BRONZED FLAT HEAD SCREW 4,5X50*	2 CE
06.M002456001	**VITE TPS 4,5X60 T.CROCE BRONZATA** / *BRONZED FLAT HEAD SCREW 4,5X60*	2 CE
06.M002457001	**VITE TPS 4,5X70 T.CROCE BRONZATA** / *BRONZED FLAT HEAD SCREW 4,5X70*	2 CE
06.M002458001	**VITE TPS 4,5X80 T.CROCE BRONZATA** / *BRONZED FLAT HEAD SCREW 4,5X80*	2 CE
06.M002459001	**VITE TPS 4,5X90 T.CROCE BRONZATA** / *BRONZED FLAT HEAD SCREW 4,5X90*	2 CE
06.M002503001	**VITE TPS 5,0X30 T.CROCE BRONZATA** / *BRONZED FLAT HEAD SCREW 5X30*	5 CE
06.M002503501	**VITE TPS 5,0X35 T.CROCE BRONZATA** / *BRONZED FLAT HEAD SCREW 5X35*	5 CE
06.M002504001	**VITE TPS 5,0X40 T.CROCE BRONZATA** / *BRONZED FLAT HEAD SCREW 5X40*	5 CE
06.M002504501	**VITE TPS 5,0X45 T.CROCE BRONZATA** / *BRONZED FLAT HEAD SCREW 5X40*	2 CE
06.M002505001	**VITE TPS 5,0X50 T.CROCE BRONZATA** / *BRONZED FLAT HEAD SCREW 5X50*	2 CE
06.M002506001	**VITE TPS 5,0X60 T.CROCE BRONZATA** / *BRONZED FLAT HEAD SCREW 5X60*	2 CE
06.M002507001	**VITE TPS 5,0X70 T.CROCE BRONZATA** / *BRONZED FLAT HEAD SCREW 5X70*	2 CE
06.M002508001	**VITE TPS 5,0X80 T.CROCE BRONZATA** / *BRONZED FLAT HEAD SCREW 5X80*	2 CE
06.M002509001	**VITE TPS 5,0X90 T.CROCE BRONZATA** / *BRONZED FLAT HEAD SCREW 5X90*	2 CE
06.M002510001	**VITE TPS 5,0X100 T.CROCE BRONZATA** / *BRONZED FLAT HEAD SCREW 5X100*	2 CE
06.M002512001	**VITE TPS 5,0X120 T.CROCE BRONZATA** / *BRONZED FLAT HEAD SCREW 5X120*	1 CE
06.M002607001	**VITE TPS 6,0X70 T.CROCE BRONZATA** / *BRONZED FLAT HEAD SCREW 6X70*	2 CE

ART. - ITEM
06.M002B

Viti truciolari TSP
Chipboard screws countersunk head

Viti universali che si prestano a svariati utilizzi su legni naturali, pannelli truciolati, compensati, materie plastiche, tasselli e lamieresottili. Inserto PZD (pozidrive). Filetto sottotesta. Finitura: zincata bianca.
Universal screws that are suitable for many uses: natural wood, chipboard, plywood, plastics, anchors and thin sheets. PZD (pozidrive). Total threaded. Finishing: zinc plated.



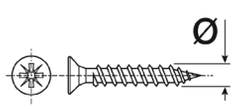

DATI TECNICI/TECHNICAL DATA mm

Ø	2,5	3,0	3,5	4,0	4,5	5,0

COD.	DESCRIZIONE / DESCRIPTION	
06.M002251609	**VITE TPS 2,5X16 T.CROCE ZINCATA BIANCA** / *ZINC PLATED FLAT HEAD SCREW 2,5X16*	5 CE
06.M002252009	**VITE TPS 2,5X20 T.CROCE ZINCATA BIANCA** / *ZINC PLATED FLAT HEAD SCREW 2,5X20*	5 CE
06.M002252509	**VITE TPS 2,5X25 T.CROCE ZINCATA BIANCA** / *ZINC PLATED FLAT HEAD SCREW 2,5X25*	5 CE
06.M002301209	**VITE TPS 3,0X12 T.CROCE ZINCATA BIANCA** / *ZINC PLATED FLAT HEAD SCREW 3X12*	5 CE
06.M002301609	**VITE TPS 3,0X16 T.CROCE ZINCATA BIANCA** / *ZINC PLATED FLAT HEAD SCREW 3X16*	5 CE
06.M002301809	**VITE TPS 3,0X18 T.CROCE ZINCATA BIANCA** / *ZINC PLATED FLAT HEAD SCREW 3X18*	5 CE
06.M002302009	**VITE TPS 3,0X20 T.CROCE ZINCATA BIANCA** / *ZINC PLATED FLAT HEAD SCREW 3X20*	5 CE
06.M002302509	**VITE TPS 3,0X25 T.CROCE ZINCATA BIANCA** / *ZINC PLATED FLAT HEAD SCREW 3X25*	5 CE
06.M002303009	**VITE TPS 3,0X30 T.CROCE ZINCATA BIANCA** / *ZINC PLATED FLAT HEAD SCREW 3X30*	5 CE
06.M002303509	**VITE TPS 3,0X35 T.CROCE ZINCATA BIANCA** / *ZINC PLATED FLAT HEAD SCREW 3X35*	5 CE
06.M002351209	**VITE TPS 3,5X12 T.CROCE ZINCATA BIANCA** / *ZINC PLATED FLAT HEAD SCREW 3,5X12*	5 CE
06.M002351609	**VITE TPS 3,5X16 T.CROCE ZINCATA BIANCA** / *ZINC PLATED FLAT HEAD SCREW 3,5X16*	5 CE
06.M002351809	**VITE TPS 3,5X18 T.CROCE ZINCATA BIANCA** / *ZINC PLATED FLAT HEAD SCREW 3,5X18*	5 CE
06.M002352009	**VITE TPS 3,5X20 T.CROCE ZINCATA BIANCA** / *ZINC PLATED FLAT HEAD SCREW 3,5X20*	5 CE
06.M002352509	**VITE TPS 3,5X25 T.CROCE ZINCATA BIANCA** / *ZINC PLATED FLAT HEAD SCREW 3,5X25*	5 CE
06.M002353009	**VITE TPS 3,5X30 T.CROCE ZINCATA BIANCA** / *ZINC PLATED FLAT HEAD SCREW 3,5X30*	5 CE
06.M002353509	**VITE TPS 3,5X35 T.CROCE ZINCATA BIANCA** / *ZINC PLATED FLAT HEAD SCREW 3,5X35*	5 CE
06.M002354009	**VITE TPS 3,5X40 T.CROCE ZINCATA BIANCA** / *ZINC PLATED FLAT HEAD SCREW 3,5X40*	5 CE
06.M002354509	**VITE TPS 3,5X45 T.CROCE ZINCATA BIANCA** / *ZINC PLATED FLAT HEAD SCREW 3,5X45*	2 CE
06.M002355009	**VITE TPS 3,5X50 T.CROCE ZINCATA BIANCA** / *ZINC PLATED FLAT HEAD SCREW 3,5X50*	2 CE

COD.	DESCRIZIONE / DESCRIPTION	
06.M002401609	**VITE TPS 4,0X16 T.CROCE ZINCATA BIANCA** / *ZINC PLATED FLAT HEAD SCREW 4X16*	5 CE
06.M002401809	**VITE TPS 4,0X18 T.CROCE ZINCATA BIANCA** / *ZINC PLATED FLAT HEAD SCREW 4X18*	5 CE
06.M002402009	**VITE TPS 4,0X20 T.CROCE ZINCATA BIANCA** / *ZINC PLATED FLAT HEAD SCREW 4X20*	5 CE
06.M002402509	**VITE TPS 4,0X25 T.CROCE ZINCATA BIANCA** / *ZINC PLATED FLAT HEAD SCREW 4X25*	5 CE
06.M002403009	**VITE TPS 4,0X30 T.CROCE ZINCATA BIANCA** / *ZINC PLATED FLAT HEAD SCREW 4X30*	5 CE
06.M002403509	**VITE TPS 4,0X35 T.CROCE ZINCATA BIANCA** / *ZINC PLATED FLAT HEAD SCREW 4X35*	5 CE
06.M002404009	**VITE TPS 4,0X40 T.CROCE ZINCATA BIANCA** / *ZINC PLATED FLAT HEAD SCREW 4X40*	5 CE
06.M002404509	**VITE TPS 4,0X45 T.CROCE ZINCATA BIANCA** / *ZINC PLATED FLAT HEAD SCREW 4X45*	2 CE
06.M002405009	**VITE TPS 4,0X50 T.CROCE ZINCATA BIANCA** / *ZINC PLATED FLAT HEAD SCREW 4X50*	2 CE
06.M002406009	**VITE TPS 4,0X60 T.CROCE ZINCATA BIANCA** / *ZINC PLATED FLAT HEAD SCREW 4X60*	2 CE
06.M002407009	**VITE TPS 4,0X70 T.CROCE ZINCATA BIANCA** / *ZINC PLATED FLAT HEAD SCREW 4X70*	2 CE
06.M002452509	**VITE TPS 4,5X25 T.CROCE ZINCATA BIANCA** / *ZINC PLATED FLAT HEAD SCREW 4,5X25*	5 CE
06.M002454009	**VITE TPS 4,5X40 T.CROCE ZINCATA BIANCA** / *ZINC PLATED FLAT HEAD SCREW 4,5X40*	5 CE
06.M002455009	**VITE TPS 4,5X50 T.CROCE ZINCATA BIANCA** / *ZINC PLATED FLAT HEAD SCREW 4,5X50*	2 CE
06.M002456009	**VITE TPS 4,5X60 T.CROCE ZINCATA BIANCA** / *ZINC PLATED FLAT HEAD SCREW 4,5X60*	2 CE
06.M002457009	**VITE TPS 4,5X70 T.CROCE ZINCATA BIANCA** / *ZINC PLATED FLAT HEAD SCREW 4,5X70*	2 CE
06.M002458009	**VITE TPS 4,5X80 T.CROCE ZINCATA BIANCA** / *ZINC PLATED FLAT HEAD SCREW 4,5X80*	2 CE
06.M002505009	**VITE TPS 5,0X50 T.CROCE ZINCATA BIANCA** / *ZINC PLATED FLAT HEAD SCREW 5X50*	2 CE
06.M002506009	**VITE TPS 5,0X60 T.CROCE ZINCATA BIANCA** / *ZINC PLATED FLAT HEAD SCREW 5X60*	2 CE
06.M002507009	**VITE TPS 5,0X70 T.CROCE ZINCATA BIANCA** / *ZINC PLATED FLAT HEAD SCREW 5X70*	2 CE
06.M002508009	**VITE TPS 5,0X80 T.CROCE ZINCATA BIANCA** / *ZINC PLATED FLAT HEAD SCREW 5X80*	2 CE
06.M002509009	**VITE TPS 5,0X90 T.CROCE ZINCATA BIANCA** / *ZINC PLATED FLAT HEAD SCREW 5X90*	2 CE

ART. - ITEM
06.M0020

Viti truciolari TSP
Chipboard screws countersunk head

Viti universali che si prestano a svariati utilizzi su legni naturali, pannelli truciolati, compensati, materie plastiche, tasselli e lamieresottili. Inserto PZD (pozidrive). Filetto sottotesta. Finitura: ottonata.
Universal screws that are suitable for many uses: natural wood, chipboard, plywood, plastics, anchors and thin sheets. PZD (pozidrive). Total threaded. Finishing: brassed.



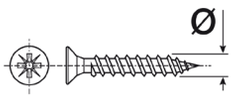

DATI TECNICI/TECHNICAL DATA mm

Ø	2,5	3,0	3,5	4,0

COD.	DESCRIZIONE / DESCRIPTION	
06.M002251202	**VITE TPS 2,5X12 T.CROCE OTTONATA** / *BRASSED FLAT HEAD SCREW 2,5X12*	5 CE
06.M002251602	**VITE TPS 2,5X16 T.CROCE OTTONATA** / *BRASSED FLAT HEAD SCREW 2,5X16*	5 CE
06.M002252002	**VITE TPS 2,5X20 T.CROCE OTTONATA** / *BRASSED FLAT HEAD SCREW 2,5X20*	5 CE
06.M002301602	**VITE TPS 3,0X16 T.CROCE OTTONATA** / *BRASSED FLAT HEAD SCREW 3X16*	5 CE
06.M002302002	**VITE TPS 3,0X20 T.CROCE OTTONATA** / *BRASSED FLAT HEAD SCREW 3X20*	5 CE
06.M002302502	**VITE TPS 3,0X25 T.CROCE OTTONATA** / *BRASSED FLAT HEAD SCREW 3X25*	5 CE
06.M002303002	**VITE TPS 3,0X30 T.CROCE OTTONATA** / *BRASSED FLAT HEAD SCREW 3X30*	5 CE
06.M002303502	**VITE TPS 3,0X35 T.CROCE OTTONATA** / *BRASSED FLAT HEAD SCREW 3X35*	5 CE
06.M002304002	**VITE TPS 3,0X40 T.CROCE OTTONATA** / *BRASSED FLAT HEAD SCREW 3X40*	5 CE
06.M002351602	**VITE TPS 3,5X16 T.CROCE OTTONATA** / *BRASSED FLAT HEAD SCREW 3,5X16*	5 CE
06.M002352002	**VITE TPS 3,5X20 T.CROCE OTTONATA** / *BRASSED FLAT HEAD SCREW 3,5X20*	5 CE
06.M002352502	**VITE TPS 3,5X25 T.CROCE OTTONATA** / *BRASSED FLAT HEAD SCREW 3,5X25*	5 CE
06.M002353002	**VITE TPS 3,5X30 T.CROCE OTTONATA** / *BRASSED FLAT HEAD SCREW 3,5X30*	5 CE
06.M002353502	**VITE TPS 3,5X35 T.CROCE OTTONATA** / *BRASSED FLAT HEAD SCREW 3,5X35*	5 CE
06.M002354002	**VITE TPS 3,5X40 T.CROCE OTTONATA** / *BRASSED FLAT HEAD SCREW 3,5X40*	5 CE
06.M002402002	**VITE TPS 4,0X20 T.CROCE OTTONATA** / *BRASSED FLAT HEAD SCREW 4X20*	5 CE
06.M002402502	**VITE TPS 4,0X25 T.CROCE OTTONATA** / *BRASSED FLAT HEAD SCREW 4X25*	5 CE
06.M002403002	**VITE TPS 4,0X30 T.CROCE OTTONATA** / *BRASSED FLAT HEAD SCREW 4X30*	5 CE
06.M002403502	**VITE TPS 4,0X35 T.CROCE OTTONATA** / *BRASSED FLAT HEAD SCREW 4X35*	5 CE
06.M002404002	**VITE TPS 4,0X40 T.CROCE OTTONATA** / *BRASSED FLAT HEAD SCREW 4X40*	5 CE
06.M002405002	**VITE TPS 4,0X50 T.CROCE OTTONATA** / *BRASSED FLAT HEAD SCREW 4X50*	2 CE
06.M002406002	**VITE TPS 4,0X60 T.CROCE OTTONATA** / *BRASSED FLAT HEAD SCREW 4X60*	2 CE

ART. - ITEM
06.S002

Viti truciolari TSP
Chipboard screws countersunk head

Viti universali che si prestano a svariati utilizzi su legni naturali, pannelli truciolati, compensati, materie plastiche, tasselli e lamieresottili. Inserto PZD (pozidrive). Filetto sottotesta. Finitura: bronzata.
Universal screws that are suitable for many uses: natural wood, chipboard, plywood, plastics, anchors and thin sheets. PZD (pozidrive). Total threaded. Finishing: bronzed.



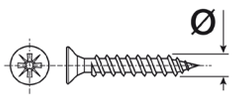

DATI TECNICI/TECHNICAL DATA mm

Ø	2,5	3,0	3,5	4,0	4,5	5,0

COD.	DESCRIZIONE / DESCRIPTION	
06.S002251601	**VITE A CROCE BRONZATA 2,5X16 SPAX** / *BRONZED FLAT HEAD SCREW 2,5X16*	10 CE
06.S002251801	**VITE A CROCE BRONZATA 2,5X18 SPAX** / *BRONZED FLAT HEAD SCREW 2,5X18*	10 CE
06.S002252001	**VITE A CROCE BRONZATA 2,5X20 SPAX** / *BRONZED FLAT HEAD SCREW 2,5X20*	10 CE
06.S002252501	**VITE A CROCE BRONZATA 2,5X25 SPAX** / *BRONZED FLAT HEAD SCREW 2,5X25*	10 CE
06.S002301201	**VITE A CROCE BRONZATA 3,0X12 SPAX** / *BRONZED FLAT HEAD SCREW 3X12*	10 CE
06.S002301601	**VITE A CROCE BRONZATA 3,0X16 SPAX** / *BRONZED FLAT HEAD SCREW 3X16*	10 CE
06.S002302001	**VITE A CROCE BRONZATA 3,0X20 SPAX** / *BRONZED FLAT HEAD SCREW 3X20*	10 CE
06.S002302501	**VITE A CROCE BRONZATA 3,0X25 SPAX** / *BRONZED FLAT HEAD SCREW 3X25*	10 CE
06.S002303001	**VITE A CROCE BRONZATA 3,0X30 SPAX** / *BRONZED FLAT HEAD SCREW 3X30*	10 CE
06.S002303501	**VITE A CROCE BRONZATA 3,0X35 SPAX** / *BRONZED FLAT HEAD SCREW 3X35*	10 CE
06.S002351201	**VITE A CROCE BRONZATA 3,5X12 SPAX** / *BRONZED FLAT HEAD SCREW 3,5X12*	10 CE
06.S002351601	**VITE A CROCE BRONZATA 3,5X16 SPAX** / *BRONZED FLAT HEAD SCREW 3,5X16*	10 CE
06.S002351801	**VITE A CROCE BRONZATA 3,5X18 SPAX** / *BRONZED FLAT HEAD SCREW 3,5X18*	10 CE
06.S002352001	**VITE A CROCE BRONZATA 3,5X20 SPAX** / *BRONZED FLAT HEAD SCREW 3,5X20*	10 CE
06.S002352501	**VITE A CROCE BRONZATA 3,5X25 SPAX** / *BRONZED FLAT HEAD SCREW 3,5X25*	10 CE
06.S002353001	**VITE A CROCE BRONZATA 3,5X30 SPAX** / *BRONZED FLAT HEAD SCREW 3,5X30*	10 CE
06.S002353501	**VITE A CROCE BRONZATA 3,5X35 SPAX** / *BRONZED FLAT HEAD SCREW 3,5X35*	10 CE
06.S002354001	**VITE A CROCE BRONZATA 3,5X40 SPAX** / *BRONZED FLAT HEAD SCREW 3,5X40*	10 CE
06.S002402001	**VITE A CROCE BRONZATA 4,0X20 SPAX** / *BRONZED FLAT HEAD SCREW 4X20*	10 CE
06.S002402501	**VITE A CROCE BRONZATA 4,0X25 SPAX** / *BRONZED FLAT HEAD SCREW 4X25*	10 CE
06.S002403001	**VITE A CROCE BRONZATA 4,0X30 SPAX** / *BRONZED FLAT HEAD SCREW 4X30*	10 CE
06.S002403501	**VITE A CROCE BRONZATA 4,0X35 SPAX** / *BRONZED FLAT HEAD SCREW 4X35*	10 CE
06.S002404001	**VITE A CROCE BRONZATA 4,0X40 SPAX** / *BRONZED FLAT HEAD SCREW 4X40*	10 CE
06.S002404501	**VITE A CROCE BRONZATA 4,0X45 SPAX** / *BRONZED FLAT HEAD SCREW 4X45*	5 CE
06.S002405001	**VITE A CROCE BRONZATA 4,0X50 SPAX** / *BRONZED FLAT HEAD SCREW 4X50*	5 CE
06.S002406001	**VITE A CROCE BRONZATA 4,0X60 SPAX** / *BRONZED FLAT HEAD SCREW 4X60*	5 CE
06.S002407001	**VITE A CROCE BRONZATE 4,0X70 SPAX** / *BRONZED FLAT HEAD SCREW 4X70*	5 CE
06.S002456001	**VITE A CROCE BRONZATA 4,5X60 SPAX** / *BRONZED FLAT HEAD SCREW 4,5X60*	5 CE
06.S002457001	**VITE A CROCE BRONZATA 4,5X70 SPAX** / *BRONZED FLAT HEAD SCREW 4,5X70*	5 CE
06.S002506001	**VITE A CROCE BRONZATA 5,0X60 SPAX** / *BRONZED FLAT HEAD SCREW 5X60*	5 CE
06.S002507001	**VITE A CROCE BRONZATA 5,0X70 SPAX** / *BRONZED FLAT HEAD SCREW 5X70*	2 CE

ART. - ITEM
06.S002B

Viti truciolari TSP
Chipboard screws countersunk head

Viti universali che si prestano a svariati utilizzi su legni naturali, pannelli truciolati, compensati, materie plastiche, tasselli e lamieresottili. Inserto PZD (pozidrive). Filetto sottotesta. Finitura: zincata bianca.
Universal screws that are suitable for many uses: natural wood, chipboard, plywood, plastics, anchors and thin sheets. PZD (pozidrive). Total threaded. Finishing: zinc plated.



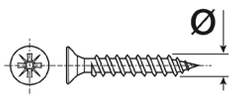

DATI TECNICI/TECHNICAL DATA mm

Ø	2,5	3,0	3,5	4,0

COD.	DESCRIZIONE / DESCRIPTION	
06.S002251609	**VITI A CROCE ZINCATE 2,5X16 SPAX** / *ZINC PLATED FLAT HEAD SCREW 2,5X16*	10 CE
06.S002252009	**VITE A CROCE ZINCATA 2,5X20 SPAX** / *ZINC PLATED FLAT HEAD SCREW 2,5X20*	10 CE
06.S002301209	**VITE A CROCE ZINCATA 3,0X12 SPAX** / *ZINC PLATED FLAT HEAD SCREW 3X12*	10 CE
06.S002301609	**VITE A CROCE ZINCATA 3,0X16 SPAX** / *ZINC PLATED FLAT HEAD SCREW 3X16*	10 CE
06.S002301809	**VITE A CROCE ZINCATA 3,0X18 SPAX** / *ZINC PLATED FLAT HEAD SCREW 3X18*	10 CE
06.S002302009	**VITE A CROCE ZINCATA 3,0X20 SPAX** / *ZINC PLATED FLAT HEAD SCREW 3X20*	10 CE
06.S002302509	**VITE A CROCE ZINCATA 3,0X25 SPAX** / *ZINC PLATED FLAT HEAD SCREW 3X25*	10 CE
06.S002303009	**VITE A CROCE ZINCATA 3,0X30 SPAX** / *ZINC PLATED FLAT HEAD SCREW 3X30*	10 CE
06.S002351609	**VITE A CROCE ZINCATA 3,5X16 SPAX** / *ZINC PLATED FLAT HEAD SCREW 3,5X16*	10 CE
06.S002351809	**VITE A CROCE ZINCATA 3,5X18 SPAX** / *ZINC PLATED FLAT HEAD SCREW 3,5X18*	10 CE
06.S002352009	**VITE A CROCE ZINCATA 3,5X20 SPAX** / *ZINC PLATED FLAT HEAD SCREW 3,5X20*	10 CE
06.S002352509	**VITE A CROCE ZINCATA 3,5X25 SPAX** / *ZINC PLATED FLAT HEAD SCREW 3,5X25*	10 CE
06.S002353009	**VITE A CROCE ZINCATA 3,5X30 SPAX** / *ZINC PLATED FLAT HEAD SCREW 3,5X30*	10 CE
06.S002353509	**VITE A CROCE ZINCATA 3,5X35 SPAX** / *ZINC PLATED FLAT HEAD SCREW 3,5X35*	10 CE
06.S002401809	**VITE A CROCE ZINCATA 4,0X18 SPAX** / *ZINC PLATED FLAT HEAD SCREW 4X18*	10 CE
06.S002402009	**VITE A CROCE ZINCATA 4,0X20 SPAX** / *ZINC PLATED FLAT HEAD SCREW 4X20*	10 CE
06.S002402509	**VITE A CROCE ZINCATA 4,0X25 SPAX** / *ZINC PLATED FLAT HEAD SCREW 4X25*	10 CE
06.S002403009	**VITE A CROCE ZINCATA 4,0X30 SPAX** / *ZINC PLATED FLAT HEAD SCREW 4X30*	10 CE
06.S002404009	**VITE A CROCE ZINCATA 4,0X40 SPAX** / *ZINC PLATED FLAT HEAD SCREW 4X40*	10 CE
06.S002405009	**VITE A CROCE ZINCATA 4,0X50 SPAX** / *ZINC PALTED FLAT HEAD SCREW 4X50*	5 CE
06.S002406009	**VITE A CROCE ZINCATA 4,0X60 SPAX** / *ZINC PLATED FLAT HEAD SCREW 4X60*	5 CE

ART. - ITEM
06.M006

Viti truciolari TSP
Chipboard screws countersunk head

Viti universali che si prestano a svariati utilizzi su legni naturali, pannelli truciolati, compensati, materie plastiche, tasselli e lamieresottili. Inserto PZD (pozidrive). Filetto parziale. Finitura: bronzata.
Universal screws that are suitable for many uses: natural wood, chipboard, plywood, plastics, anchors and thin sheets. PZD (pozidrive). Partial threaded. Finishing: bronzed.



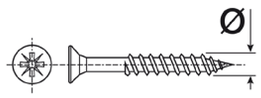

DATI TECNICI/TECHNICAL DATA mm

Ø	3,5	4,0	4,5	5,0	6,0

COD.	DESCRIZIONE / DESCRIPTION	
06.M006353001	**VITE TPS 3,5X30 MF BRONZATA** / *BRONZED FLAT HEAD SCREW 3,5X30 P.THREAD*	5 CE
06.M006353501	**VITE TPS 3,5X35 MF BRONZATA** / *BRONZED FLAT HEAD SCREW 3,5X35 P.THREAD*	5 CE
06.M006354001	**VITE TPS 3,5X40 MF BRONZATA** / *BRONZED FLAT HEAD SCREW 3,5X40 P.THREAD*	5 CE
06.M006354501	**VITE TPS 3,5X45 MF BRONZATA** / *BRONZED FLAT HEAD SCREW 3,5X45 P.THREAD*	5 CE
06.M006355001	**VITE TPS 3,5X50 MF BRONZATA** / *BRONZED FLAT HEAD SCREW 3,5X50 P.THREAD*	5 CE
06.M006403001	**VITE TPS 4,0X30 MF BRONZATA** / *BRONZED FLAT HEAD SCREW 4X30 P.THREAD*	5 CE
06.M006403501	**VITE TPS 4,0X35 MF BRONZATA** / *BRONZED FLAT HEAD SCREW 4X35 P.THREAD*	5 CE
06.M006404001	**VITE TPS 4,0X40 MF BRONZATA** / *BRONZED FLAT HEAD SCREW 4X40 P.THREAD*	5 CE
06.M006404501	**VITE TPS 4,0X45 MF BRONZATA** / *BRONZED FLAT HEAD SCREW 4X45 P.THREAD*	5 CE
06.M006405001	**VITE TPS 4,0X50 MF BRONZATA** / *BRONZED FLAT HEAD SCREW 4X50 P.THREAD*	5 CE
06.M006406001	**VITE TPS 4,0X60 MF BRONZATA** / *BRONZED FLAT HEAD SCREW 4X60 P.THREAD*	2 CE
06.M006407001	**VITE TPS 4,0X70 MF BRONZATA** / *BRONZED FLAT HEAD SCREW 4X70 P.THREAD*	2 CE
06.M006454001	**VITE TPS 4,5X40 MF BRONZATA** / *BRONZED FLAT HEAD SCREW 4,5X40 P.THREAD*	5 CE
06.M006454501	**VITE TPS 4,5X45 MF BRONZATA** / *BRONZED FLAT HEAD SCREW 4,5X45 P.THREAD*	5 CE
06.M006455001	**VITE TPS 4,5X50 MF BRONZATA** / *BRONZED FLAT HEAD SCREW 4,5X50 P.THREAD*	5 CE
06.M006456001	**VITE TPS 4,5X60 MF BRONZATA** / *BRONZED FLAT HEAD SCREW 4,5X60 P.THREAD*	2 CE
06.M006457001	**VITE TPS 4,5X70 MF BRONZATA** / *BRONZED FLAT HEAD SCREW 4,5X70 P.THREAD*	2 CE
06.M006458001	**VITE TPS 4,5X80 MF BRONZATA** / *BRONZED FLAT HEAD SCREW 4,5X80 P.THREAD*	2 CE
06.M006505001	**VITE TPS 5,0X50 MF BRONZATA** / *BRONZED FLAT HEAD SCREW 5X50 P.THREAD*	5 CE
06.M006506001	**VITE TPS 5,0X60 MF BRONZATA** / *BRONZED FLAT HEAD SCREW 5X60 P.THREAD*	2 CE
06.M006507001	**VITE TPS 5,0X70 MF BRONZATA** / *BRONZED FLAT HEAD SCREW 5X70 P.THREAD*	2 CE
06.M006508001	**VITE TPS 5,0X80 MF BRONZATA** / *BRONZED FLAT HEAD SCREW 5X80 P.THREAD*	2 CE
06.M006605001	**VITE TPS 6,0X50 MF BRONZATA** / *BRONZED FLAT HEAD SCREW 6X50 P.THREAD*	2 CE
06.M006606001	**VITE TPS 6,0X60 MF BRONZATA** / *BRONZED FLAT HEAD SCREW 6X60 P.THREAD*	2 CE

ART. - ITEM
06.M006B

Viti truciolari TSP
Chipboard screws countersunk head

Viti universali che si prestano a svariati utilizzi su legni naturali, pannelli truciolati, compensati, materie plastiche, tasselli e lamieresottili. Inserto PZD (pozidrive). Filetto parziale. Finitura: zincata bianca.
Universal screws that are suitable for many uses: natural wood, chipboard, plywood, plastics, anchors and thin sheets. PZD (pozidrive). Partial threaded. Finishing: zinc plated.



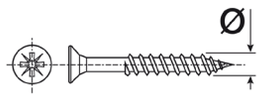

DATI TECNICI/TECHNICAL DATA mm			
Ø	3,5	4,0	5,0

COD.	DESCRIZIONE / DESCRIPTION	
06.M006353009	**VITE TPS 3,5X30 MF ZINCATA BIANCA** / *ZINC PL.FLAT HEAD SCREW 3,5X30 P.THREAD*	5 CE
06.M006353509	**VITE TPS 3,5X35 MF ZINCATA BIANCA** / *ZINC PL.FLAT HEAD SCREW 3,5X35 P.THREAD*	5 CE
06.M006354009	**VITE TPS 3,5X40 MF ZINCATA BIANCA** / *ZINC PL.FLAT HEAD SCREW 3,5X40 P.THREAD*	5 CE
06.M006354509	**VITE TPS 3,5X45 MF ZINCATA BIANCA** / *ZINC PL.FLAT HEAD SCREW 3,5X45 P.THREAD*	5 CE
06.M006403509	**VITE TPS 4,0X35 MF ZINCATA BIANCA** / *ZINC PL.FLAT HEAD SCREW 4X35 P.THREAD*	5 CE
06.M006404009	**VITE TPS 4,0X40 MF ZINCATA BIANCA** / *ZINC PL.FLAT HEAD SCREW 4X40 P.THREAD*	5 CE
06.M006406009	**VITE TPS 4,0X60 MF ZINCATA BIANCA** / *ZINC PL.FLAT HEAD SCREW 4X60 P.THREAD*	2 CE
06.M006505009	**VITE TPS 5,0X50 MF ZINCATA BIANCA** / *ZINC PL.FLAT HEAD SCREW 5X50 P.THREAD*	5 CE

ART. - ITEM
06.S006

Viti truciolari TSP
Chipboard screws countersunk head

Viti universali che si prestano a svariati utilizzi su legni naturali, pannelli truciolati, compensati, materie plastiche, tasselli e lamieresottili. Inserto PZD (pozidrive). Filetto parziale. Finitura: bronzata.
Universal screws that are suitable for many uses: natural wood, chipboard, plywood, plastics, anchors and thin sheets. PZD (pozidrive). Partial threaded. Finishing: bronzed.



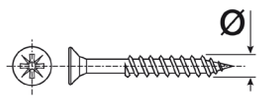

DATI TECNICI/TECHNICAL DATA mm			
Ø	3,5	4,0	5,0

COD.	DESCRIZIONE / DESCRIPTION	
06.S006353001	**VITE A CROCE BRONZATA MF 3,5X30 SPAX** / *BRONZED FLAT HEAD SCREW 3,5X30 P.THREAD.*	10 CE
06.S006353501	**VITE A CROCE BRONZATA MF 3,5X35 SPAX** / *BRONZED FLAT HEAD SCREW 3,5X35 P.THREAD.*	10 CE
06.S006355001	**VITE A CROCE BRONZATA MF 3,5X50 SPAX** / *BRONZED FLAT HEAD SCREW 3,5X50 P.THREAD.*	5 CE
06.S006403501	**VITE A CROCE BRONZATA MF 4,0X35 SPAX** / *BRONZED FLAT HEAD SCREW 4X35 P.THREAD.*	10 CE
06.S006404501	**VITE A CROCE BRONZATA MF 4,0X45 SPAX** / *BRONZED FLAT HEAD SCREW 4X45 P.THREAD.*	5 CE
06.S006405001	**VITE A CROCE BRONZATA MF 4,0X50 SPAX** / *BRONZED FLAT HEAD SCREW 4X50 P.THREAD.*	5 CE
06.S006406001	**VITE A CROCE BRONZATA MF 4,0X60 SPAX** / *BRONZED FLAT HEAD SCREW 4X60 P.THREAD.*	5 CE
06.S006509001	**VITE A CROCE BRONZATA MF 5,0X90 SPAX** / *BRONZED FLAT HEAD SCREW 5X90 P.THREAD.*	2 CE
06.S006510001	**VITE A CROCE BRONZATA MF 5,0X100 SPAX** / *BRONZED FLAT HEAD SCREW 5X100 P.THREAD.*	2 CE

ART. - ITEM
06.0009

Viti truciolari con flangia
Chipboard screws with washer

Viti prevalentemente impiegate nell'industria del mobile per il fissaggio di schienali. Inserto PZD (pozidrive). Filetto sottotesta. Finiture disponibili: bronzata e zincata.
Screws mainly used in the furniture industry for bottom panels fixing. PZD (pozidrive). Total threaded. Available finishing: bronzed and zinc plated.



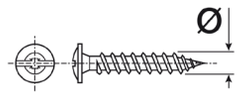

DATI TECNICI/TECHNICAL DATA mm

Ø	3,0	3,5	4,0

COD.	DESCRIZIONE / DESCRIPTION	
06.0009401601	**VITE ART.591 4X16 C/FLANGIA BRONZATA** / *BRONZED SCREW 4,0X16 WASHER HEAD*	1000 PZ
06.0009402001	**VITE ART.591 4X20 C/FLANGIA BRONZATA** / *BRONZED SCREW 4,0X20 WASHER HEAD*	1000 PZ
06.0009402501	**VITE ART.591 4X25 C/FLANGIA BRONZATA** / *BRONZED SCREW 4,0X25 WASHER HEAD*	1000 PZ
06.S009302009	**VITE SPAX 3,0X20 C/FLANGIA ZINCATA** / *ZINC PLATED SCREW 3,0X20 WASHER HEAD*	1000 PZ
06.S009302509	**VITE SPAX 3,0X25 C/FLANGIA ZINCATA** / *ZINC PLATED SCREW 3,0X25 WASHER HEAD*	1000 PZ
06.S009303009	**VITE SPAX 3,0X30 C/FLANGIA ZINCATA** / *ZINC PLATED SCREW 3,0X30 WASHER HEAD*	1000 PZ
06.S009351709	**VITE SPAX 3,5X17 C/FLANGIA ZINCATA** / *ZINC PLATED SCREW 3,5X17 WASHER HEAD*	1000 PZ
06.s009352009	**VITE SPAX 3,5X20 C/FLANGIA ZINCATA** / *ZINC PLATED SCREW 3,5X20 WASHER HEAD*	1000 PZ
06.S009352509	**VITE SPAX 3,5X25 C/FLANGIA ZINCATA** / *ZINC PLATED SCREW 3,5X25 WASHER HEAD*	1000 PZ
06.S009401309	**VITE SPAX 4,0X13 C/FLANGIA ZINCATA** / *ZINC PLATED SCREW 4,0X13 WASHER HEAD*	500 PZ
06.S009401709	**VITE SPAX 4,0X17 C/FLANGIA ZINCATA** / *ZINC PLATED SCREW 4,0X17 WASHER HEAD*	500 PZ
06.S009402509	**VITE SPAX 4,0X25 C/FLANGIA ZINCATA** / *ZINC PLATED SCREW 4,0X25 WASHER HEAD*	500 PZ
06.S009403009	**VITE SPAX 4,0X30 C/FLANGIA ZINCATA** / *ZINC PLATED SCREW 4,0X30 WASHER HEAD*	500 PZ

ART. - ITEM
06.0032

Viti di montaggio
Mounting screws

Viti di montaggio con testa a cava esagonale e foro per tappo coprivite. Finitura: zincata.
Mounting screws with hexagonal locking hole and screw cap hole. Finishing: zinc plated.

DATI TECNICI/TECHNICAL DATA mm				
Ø	5	7	7	7
L	50	70	50	60



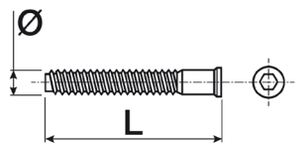

COD.	DESCRIZIONE / DESCRIPTION		
06.0032505009	**VITE ART.416 CAVA ESAG. 5X50 ZINCATA** / *ZINC PL.SCREW 5X50 ART.416 W/HEXAGON*	100 PZ	2000 PZ
06.0032705009	**VITE ART.416 CAVA ESAG.7X50 ZINCATA** / *ZINC PL.SCREW 7X50 ART.416 W/HEXAGON*	100 PZ	2000 PZ
06.0032706009	**VITE ART.416 CAVA ESAG.7X60 ZINCATA** / *ZINC PL.SCREW 7X60 ART.416 W/HEXAGON*	100 PZ	1500 PZ
06.0032707009	**VITE ART.416 CAVA ESAG.7X70 ZINCATA** / *ZINC PL.SCREW 7X70 ART.416 W/HEXAGON*	100 PZ	1000 PZ

ART. - ITEM
06.0032P

Viti di montaggio
Mounting screws

Viti di montaggio PZD e foro per tappo coprivite. Finitura: zincata.
PZD mounting screws with screw cap hole. Finish: zinc plated.

DATI TECNICI/TECHNICAL DATA mm			
Ø	5	7	7
L	50	70	50



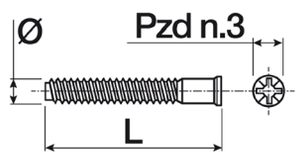

COD.	DESCRIZIONE / DESCRIPTION		
06.00325050P9	**VITE ART.416 PZD 5X50 ZINCATA** / *ZINC PLATED PZD SCREW 5X50 ART.416*	100 PZ	2000 PZ
06.00327050P9	**VITE ART.416 PZD 7X50 ZINCATA** / *ZINC PLATED PZD SCREW 7X50 ART.416*	100 PZ	2000 PZ
06.00327070P9	**VITE ART.416 PZD 7X70 ZINCATA** / *ZINC PLATED PZD SCREW 7X70 ART.416*	100 PZ	1000 PZ

ART. - ITEM
06.0033

Cappuccio coprivite
Screw cap

Tappo in plastica per viti art.06.0032 e 06.0032P. Finiture disponibili: bianca, nera, marrone.
Plastic cap for screws art.06.0032, 06.0032P. Available finishings: white, black, brown.



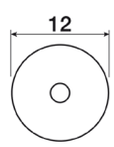

COD.	DESCRIZIONE / DESCRIPTION		
06.0033000040	**TAPPO COPRIVITE BIANCO** / *WHITE CAP FOR SCREW*	100 PZ	2000 PZ
06.0033000041	**TAPPO COPRIVITE NERO** / *BLACK CAP FOR SCREW*	100 PZ	2000 PZ
06.0033000042	**TAPPO COPRIVITE MARRONE** / *BROWN CAP FOR SCREW*	100 PZ	2000 PZ

ART. - ITEM
06.0040

Viti rullate
Rolled screws

Viti rullate a doppio filetto, metrico e legno. Finiture disponibili: grezza, zincata.
Rolled screws double threaded, metric and wood. Available finishings: raw, zinc plated.



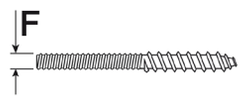

DATI TECNICI/TECHNICAL DATA mm

F	4MA	6MA	8MA	10MA

COD.	DESCRIZIONE / DESCRIPTION	
06.0040M04159	**VITE RULLATA 4MAX15 ZINCATA** / *ZINC PLATED ROLL-THREADED SCREW M4X15*	100 PZ
06.0040M04209	**VITE RULLATA 4MAX20 ZINCATA** / *ZINC PLATED ROLL-THREADED SCREW M4X20*	100 PZ
06.0040M04259	**VITE RULLATA 4MAX25 ZINCATA** / *ZINC PLATED ROLL-THREADED SCREW M4X25*	100 PZ
06.0040M04309	**VITE RULLATA 4MAX30 ZINCATA** / *ZINC PLATED ROLL-THREADED SCREW M4X30*	100 PZ
06.0040M06509	**VITE RULLATA 6MAX50 ZINCATA** / *ZINC PLATED ROLL-THREADED SCREW M6X50*	50 PZ
06.0040M06609	**VITE RULLATA 6MAX60 ZINCATA** / *ZINC PLATED ROLL-THREADED SCREW M6X60*	50 PZ
06.0040M06809	**VITE RULLATA 6MAX80 ZINCATA** / *ZINC PLATED ROLL-THREADED SCREW M6X80*	50 PZ
06.0040M08109	**VITE RULLATA 8MAX100 ZINCATA** / *ZINC PLATED ROLL-THREADED SCREW M8X100*	50 PZ
06.0040M08400	**VITE RULLATA 8MAX40 GREZZA** / *RAW ROLL-THREADED SCREW M8X40*	50 PZ
06.0040M08500	**VITE RULLATA 8MAX50 GREZZA** / *RAW ROLL-THREADED SCREW M8X50*	50 PZ
06.0040M08509	**VITE RULLATA 8MAX50 ZINCATA** / *ZINC PLATED ROLL-THREADED SCREW M8X50*	50 PZ
06.0040M08600	**VITE RULLATA 8MAX60 GREZZA** / *RAW ROLL-THREADED SCREW M8X60*	50 PZ
06.0040M08609	**VITE RULLATA 8MAX60 ZINCATA** / *ZINC PLATED ROLL-THREADED SCREW M8X60*	50 PZ
06.0040M08700	**VITE RULLATA 8MAX70 GREZZA** / *RAW ROLL-THREADED SCREW M8X70*	50 PZ
06.0040M08809	**VITE RULLATA 8MAX80 ZINCATA** / *ZINC PLATED ROLL-THREADED SCREW M8X80*	50 PZ
06.0040M10400	**VITE RULLATA 10MAX40 GREZZA** / *RAW ROLL-THREADED SCREW M10X40*	50 PZ
06.0040M10500	**VITE RULLATA 10MAX50 GREZZA** / *RAW ROLL-THREADED SCREW M10X50*	50 PZ
06.0040M10509	**VITE RULLATA 10MAX50 ZINCATA** / *ZINC PLATED ROLL-THREADED SCREW M10X50*	50 PZ
06.0040M10600	**VITE RULLATA 10MAX60 GREZZA** / *RAW ROLL-THREADED SCREW M10X60*	50 PZ
06.0040M10609	**VITE RULLATA 10MAX60 ZINCATA** / *ZINC PLATED ROLL-THREADED SCREW M10X60*	50 PZ
06.0040M10700	**VITE RULLATA 10MAX70 GREZZA** / *RAW ROLL-THREADED SCREW M10X70*	50 PZ
06.0040M10709	**VITE RULLATA 10MAX70 ZINCATA** / *ZINC PLATED ROLL-THREADED SCREW M10X70*	50 PZ
06.0040M10800	**VITE RULLATA 10MAX80 GREZZA** / *RAW ROLL-THREADED SCREW M10X80*	50 PZ
06.0040M10809	**VITE RULLATA 10MAX80 ZINCATA** / *ZINC PLATED ROLL-THREADED SCREW M10X80*	50 PZ
06.0040M10909	**VITE RULLATA 10MAX90 ZINCATA** / *ZINC PLATED ROLL-THREADED SCREW M10X90*	50 PZ
06.0040M11000	**VITE RULLATA 10MAX100 GREZZA** / *RAW ROLL-THREADED SCREW M10X100*	50 PZ
06.0040M11009	**VITE RULLATA 10MAX100 ZINCATA** / *ZINC PLATED ROLL-THREADED SCREW M10X100*	50 PZ
06.0040M11200	**VITE RULLATA 10MAX120 GREZZA** / *RAW ROLL-THREADED SCREW M10X120*	50 PZ

ART. - ITEM
06.0050R

Viti TBL taglio combinato ranellata
Large button head screws with washer

Viti TBL con taglio combinato ranellata, prevalentemente impiegata nell'industria del mobile per il montaggio di pomoli e maniglie. Finiture disponibili: bronzata, zincata.
Large button head screws with washer and combi cutting, mainly used in the furniture industry for mounting knobs and handles. Available finishings: bronzed, zinc plated.



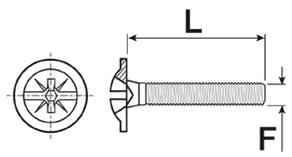

DATI TECNICI/TECHNICAL DATA mm

F	4MA	4MA	4MA	4MA	4MA	4MA	4MA	4MA	4MA	4MA	4MA	4MA	4MA	4MA	4MA	4MA	4MA	4MA	4MA	4MA	4MA	4MA	4MA	4MA	4MA
L	36	37	35	34	32	38	40	50	48	45	42	30	28	16	17	14	12	10	20	22	27	26	25	24	8

COD.	DESCRIZIONE / DESCRIPTION	
06.0050M40801	**VITE PASSANTE 4MAX7,5/8 BRONZATA** / *BRONZED SCREW FOR HANDLE/KNOB M4X7,5/8*	500 PZ
06.0050M41001	**VITE PASSANTE 4MAX10 BRONZATA** / *BRONZED SCREW FOR HANDLE/KNOB M4X10*	500 PZ
06.0050M41009	**VITE PASSANTE 4MAX10 ZINCATA** / *ZINC PLATED SCREW FOR HANDLE/KNOB M4X10*	500 PZ
06.0050M41201	**VITE PASSANTE 4MAX12 BRONZATA** / *BRONZED SCREW FOR KNOB/HANDLE M4X12*	500 PZ
06.0050M41209	**VITE PASSANTE 4MAX12/12,5 ZINCATA** / *ZINC PLATED SCREW FOR HANDLE/KNOB M4X12*	500 PZ
06.0050M41401	**VITE PASSANTE 4MAX14 BRONZATA** / *BRONZED SCREW FOR HANDLE/KNOB M4X14*	500 PZ
06.0050M41409	**VITE PASSANTE 4MAX14 ZINCATA** / *ZINC PLATED SCREW FOR HANDLE/KNOB M4X14*	500 PZ
06.0050M41601	**VITE PASSANTE 4MAX16 BRONZATA** / *BRONZED SCREW FOR HANDLE/KNOB M4X16*	500 PZ
06.0050M41609	**VITE PASSANTE 4MAX16 ZINCATA** / *ZINC PLATED SCREW FOR HANDLE/KNOB M4X16*	500 PZ
06.0050M41701	**VITE PASSANTE 4MAX17/17,5 BRONZATA** / *BRONZED SCREW FOR HANDLE/KNOB M4X17/17,5*	500 PZ
06.0050M42001	**VITE PASSANTE 4MAX20 BRONZATA** / *BRONZED SCREW FOR HANDLE/KNOB M4X20*	500 PZ
06.0050M42009	**VITE PASSANTE 4MAX20 ZINCATA** / *ZINC PLATED SCREW FOR HANDLE/KNOB M4X20*	500 PZ
06.0050M42201	**VITE PASSANTE 4MAX22/22,5 BRONZATA** / *BRONZED SCREW FOR HANDLE/KNOB M4X22/22,5*	500 PZ
06.0050M42209	**VITE PASSANTE 4MAX22/22,5 ZINCATA** / *ZINC PL.SCREW FOR HANDLE/KNOB M4X22,5*	500 PZ
06.0050M42401	**VITE PASSANTE 4MAX24 BRONZATA** / *BRONZED SCREW FOR HANDLE/KNOB M4X24*	500 PZ
06.0050M42409	**VITE PASSANTE 4MAX24 ZINCATA** / *ZINC PLATED SCREW FOR HANDLE/KNOB M4X24*	500 PZ
06.0050M42501	**VITE PASSANTE 4MAX25 BRONZATA** / *BRONZED SCREW FOR HANDLE/KNOB M4X25*	500 PZ
06.0050M42509	**VITE PASSANTE 4MAX25 ZINCATA** / *ZINC PLATED SCREW FOR HANDLE/KNOB M4X25*	500 PZ
06.0050M42601	**VITE PASSANTE 4MAX26 BRONZATA** / *BRONZED SCREW FOR HANDLE/KNOB M4X26*	500 PZ
06.0050M42701	**VITE PASSANTE 4MAX27/27,5 BRONZATA** / *BRONZED SCREW FOR HANDLE/KNOB M4X27,5*	500 PZ
06.0050M42759	**VITE PASSANTE 4MAX27,5 ZINCATA** / *ZINC PL.SCREW FOR HANDLE/KNOB M4X27,5*	500 PZ
06.0050M42801	**VITE PASSANTE 4MAX28 BRONZATA** / *BRONZED SCREW FOR HANDLE/KNOB M4X28*	500 PZ
06.0050M42809	**VITE PASSANTE 4MAX28 ZINCATA** / *ZINC PLATED SCREW FOR HANDLE/KNOB M4X28*	500 PZ
06.0050M43001	**VITE PASSANTE 4MAX30 BRONZATA** / *BRONZED SCREW FOR HANDLE/KNOB M4X30*	500 PZ
06.0050M43009	**VITE PASSANTE 4MAX30 ZINCATA** / *ZINC PLATED SCREW FOR HANDLE/KNOB M4X30*	500 PZ
06.0050M43201	**VITE PASSANTE 4MAX32/32,5 BRONZATA** / *BRONZED SCREW FOR HANDLE/KNOB M4X32/32,5*	500 PZ
06.0050M43209	**VITE PASSANTE 4MAX32/32,5 ZINCATA** / *ZINC PL.SCREW FOR HANDLE/KNOB M4X32/32,5*	500 PZ
06.0050M43401	**VITE PASSANTE 4MAX34 BRONZATA** / *BRONZED SCREW FOR HANDLE/KNOB M4X34*	500 PZ
06.0050M43501	**VITE PASSANTE 4MAX35 BRONZATA** / *BRONZED SCREW FOR HANDLE/KNOB M4X35*	500 PZ
06.0050M43509	**VITE PASSANTE 4MAX35 ZINCATA** / *ZINC PLATED SCREW FOR HANDLE/KNOB M4X35*	500 PZ
06.0050M43601	**VITE PASSANTE 4MAX36 BRONZATA** / *BRONZED SCREW FOR HANDLE/KNOB M4X36*	500 PZ
06.0050M43701	**VITE PASSANTE 4MAX37/37,5 BRONZATA** / *BRONZED SCREW FOR HANDLE/KNOB M4X37/37,5*	500 PZ
06.0050M43801	**VITE PASSANTE 4MAX38 BRONZATA** / *BRONZED SCREW FOR HANDLE/KNOB M4X38*	500 PZ
06.0050M44001	**VITE PASSANTE 4MAX40 BRONZATA** / *BRONZED SCREW FOR HANDLE/KNOB M4X40*	500 PZ
06.0050M44009	**VITE PASSANTE 4MAX40 ZINCATA** / *ZINC PLATED SCREW FOR HANDLE/KNOB M4X40*	500 PZ
06.0050M44201	**VITE PASSANTE 4MAX42/42,5 BRONZATA** / *BRONZED SCREW FOR HANDLE/KNOB M4X42/42,5*	500 PZ
06.0050M44209	**VITE PASSANTE 4MAX42/42,5 ZINCATA** / *ZINC PL.SCREW FOR HANDLE/KNOB M4X42/42,5*	500 PZ
06.0050M44501	**VITE PASSANTE 4MAX45 BRONZATA** / *BRONZED SCREW FOR HANDLE/KNOB M4X45*	500 PZ
06.0050M44509	**VITE PASSANTE 4MAX45 ZINCATA** / *ZINC PLATED SCREW FOR HANDLE/KNOB M4X45*	500 PZ
06.0050M44801	**VITE PASSANTE 4MAX47,5 BRONZATA** / *BRONZED SCREW FOR HANDLE/KNOB M4X47,5*	500 PZ

COD.	DESCRIZIONE / DESCRIPTION	
06.0050M45001	**VITE PASSANTE 4MAX50 BRONZATA** / *BRONZED SCREW FOR HANDLE/KNOB M4X50*	500 PZ
06.0050M45009	**VITE PASSANTE 4MAX50 ZINCATA** / *ZINC PLATED SCREW FOR HANDLE/KNOB M4X50*	500 PZ

ART. - ITEM
06.0050T

Vite TBL taglio combinato a tagliare
Large button head screw

Vite TBL a taglio combinato con scassi a tagliare. Finitura: tropicalizzata.
Large button head breake-off screw. Finishing: tropicalized.

DATI TECNICI/TECHNICAL DATA mm	
F	4MA
L	45



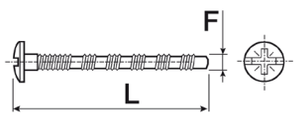

COD.	DESCRIZIONE / DESCRIPTION	
06.0050T44506	**VITE A TAGLIARE 4MAX45 COMBI TROPIC.** / *YELLOW DOME SCREW BREAK-OFF COMBI M4X45*	500 PZ

ART. - ITEM
06.0052

Perno filettato
Threaded pin

Perno filettato M4X60 da usare con il dado 06.0053 per il fissaggio di pomoli e/o maniglie. Finitura: grezza.
Threaded pin M4X60 to use with nut 06.0053 to fix knobs and handles. Finishing: raw.



COD.	DESCRIZIONE / DESCRIPTION	
06.0052M46000	**PERNO FERRO ART.S/10 4MAX60** / *RAW IRON THREADED PIN M4X60*	100 PZ

ART. - ITEM
06.0053

Dado in ferro
Iron nut

Dado quadro 10x10 con filetto M4. Da usare con il perno filettato 06.0052 per il fissaggio di pomoli e/o maniglie. Finitura: grezza.
Square nut 10x10 with M4 thread to use with threaded pin 06.0052 to fix knobs and handles. Finishing: raw.



COD.	DESCRIZIONE / DESCRIPTION	
06.005300M400	**DADO FERRO ART.D/21 4MAX8X2** / *RAW IRON NUT M4X8X2*	100 PZ

ART. - ITEM
06.0060

Barra filettata
Threaded rod

Barra filettata. Lunghezza 100cm. Finitura: grezza e zincata.
Threaded rod. Length 100cm. Finishing: raw and zinc plated.



COD.	DESCRIZIONE / DESCRIPTION	
06.006010M609	**BARRA FILETTATA M6 FERRO ZINCATO CM.100** / *ZINC PLATED IRON THREADED ROD M6 CM.100*	10 MT
06.006010M809	**BARRA FILETTATA M8 FERRO ZINCATO CM.100** / *ZINC PLATED IRON THREADED ROD M8 CM.100*	10 MT
06.006011M100	**BARRA FILETTATA M10 FERRO GREZZO CM.100** / *RAW IRON THREADED ROD M10 CM.100*	10 MT

ART. - ITEM
06.0088

Vite testa cilindrica forata
Cylindrical head drilled screw

Vite testa cilindrica forata con rondella. Finitura: grezza.
Cylindrical head drilled screw with washer. Finishing: raw.

DATI TECNICI/TECHNICAL DATA mm

F	7/16	7/16	7/16	7/16	7/16	7/16
L	80	100	70	60	50	40



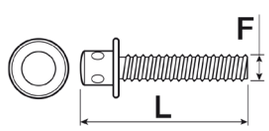

COD.	DESCRIZIONE / DESCRIPTION	
06.0088704000	**VITE TESTA CILINDRICA DA CM.4 ART.1088** / *RAW CYLINDRICAL HEAD SCREW CM.4*	100 PZ
06.0088705000	**VITE TESTA CILINDRICA DA CM.5 ART.1088** / *RAW CYLINDRICAL HEAD SCREW CM.5*	100 PZ
06.0088706000	**VITE TESTA CILINDRICA DA CM.6 ART.1088** / *RAW CYLINDRICAL HEAD SCREW CM.6*	100 PZ
06.0088707000	**VITE TESTA CILINDRICA DA CM.7 ART.1088** / *RAW CYLINDRICAL HEAD SCREW CM.7*	100 PZ
06.0088708000	**VITE TESTA CILINDRICA DA CM.8 ART.1088** / *RAW CYLINDRICAL HEAD SCREW CM.8*	100 PZ
06.0088710000	**VITE TESTA CILINDRICA DA CM.10 ART.1088** / *RAW CYLINDRICAL HEAD SCREW CM.10*	100 PZ

ART. - ITEM
06.0089

Vite testa esagonale taglio cacciavite
Hexagonal screw with screwdriver cut

Vite testa esagonale taglio cacciavite. Finitura: grezza.
Hexagonal screw with screwdriver cut. Finishing: raw.

DATI TECNICI/TECHNICAL DATA mm		
F	7/16	7/16
L	50	40



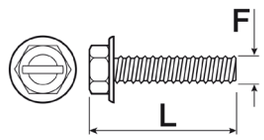

COD.	DESCRIZIONE / DESCRIPTION	
06.0089704000	**VITE T.ESAGONALE 7/16X40 MISURA TOTALE** / *HEXAGONAL HEAD SCREW 7/16X40*	100 PZ
06.0089705000	**VITE T.ESAGONALE 7/16X50 MISURA TOTALE** / *HEXAGONAL HEAD SCREW 7/16X50*	100 PZ

ART. - ITEM
06.0050

Viti TBL taglio combinato
Large button head screws

Vite TBL con taglio combinato. Finiture disponibili: bronzata, ottonata, zincata, nichelata.
Large button head screws with combi cutting. Available finishings: bronzed, brassed, zinc plated, nickel plated.



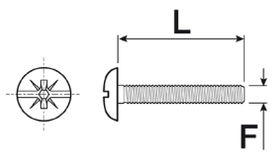

DATI TECNICI/TECHNICAL DATA mm

F	6MA	6MA	6MA	6MA	6MA	6MA	6MA	6MA	6MA	6MA	8MA	8MA	8MA	8MA	8MA
L	45	15	60	80	40	50	35	20	25	30	40	35	20	25	30

COD.	DESCRIZIONE / DESCRIPTION		
06.0050M61501	**VITE T.BOMBATA 6MAX15 BRONZATA** / *BRONZED DOME HEAD SCREW M6X15*	50 PZ	500 PZ
06.0050M61509	**VITE T.BOMBATA 6MAX15 ZINCATA** / *ZINC PLATED DOME HEAD SCREW M6X15*	50 PZ	500 PZ
06.0050M62001	**VITE T.BOMBATA 6MAX20 BRONZATA** / *BRONZED DOME HEAD SCREW M6X20*	50 PZ	500 PZ
06.0050M62002	**VITE T.BOMBATA 6MAX20 OTTONATA** / *BRASSED DOME HEAD SCREW M6X20*	50 PZ	500 PZ
06.0050M62008	**VITE T.BOMBATA 6MAX20 NICHELATA** / *NICKEL PLATED DOME HEAD SCREW M6X20*	50 PZ	500 PZ
06.0050M62501	**VITE T.BOMBATA 6MAX25 BRONZATA** / *BRONZED DOME HEAD SCREW M6X25*	50 PZ	500 PZ
06.0050M62502	**VITE T.BOMBATA 6MAX25 OTTONATA** / *BRASSED DOME HEAD SCREW M6X25*	50 PZ	500 PZ
06.0050M62508	**VITE T.BOMBATA 6MAX25 NICHELATA** / *NICKEL PLATED DOME HEAD SCREW M6X25*	50 PZ	500 PZ
06.0050M62509	**VITE T.BOMBATA 6MAX25 ZINCATA** / *ZINC PLATED DOME HEAD SCREW M6X25*	50 PZ	500 PZ
06.0050M63001	**VITE T.BOMBATA 6MAX30 BRONZATA** / *BRONZED DOME HEAD SCREW M6X30*	50 PZ	500 PZ
06.0050M63002	**VITE T.BOMBATA 6MAX30 OTTONATA** / *BRASSED DOME HEAD SCREW M6X30*	50 PZ	500 PZ
06.0050M63008	**VITE T.BOMBATA 6MAX30 NICHELATA** / *NICKEL PLATED DOME HEAD SCREW M6X30*	50 PZ	500 PZ
06.0050M63009	**VITE T.BOMBATA 6MAX30 ZINCATA** / *ZINC PLATED DOME HEAD SCREW M6X30*	50 PZ	500 PZ
06.0050M63501	**VITE T.BOMBATA 6MAX35 BRONZATA** / *BRONZED DOME HEAD SCREW M6X35*	50 PZ	200 PZ
06.0050M63502	**VITE T.BOMBATA 6MAX35 OTTONATA** / *BRASSED DOME HEAD SCREW M6X35*	50 PZ	200 PZ
06.0050M63508	**VITE T.BOMBATA 6MAX35 NICHELATA** / *NICKEL PLATED DOME HEAD SCREW M6X35*	50 PZ	200 PZ
06.0050M64001	**VITE T.BOMBATA 6MAX40 BRONZATA** / *BRONZED DOME HEAD SCREW M6X40*	50 PZ	200 PZ
06.0050M64002	**VITE T.BOMBATA 6MAX40 OTTONATA** / *BRASSED DOME HEAD SCREW M6X40*	50 PZ	200 PZ
06.0050M64008	**VITE T.BOMBATA 6MAX40 NICHELATA** / *NICKEL PLATED DOME HEAD SCREW M6X40*	50 PZ	200 PZ
06.0050M64009	**VITE T.BOMBATA 6MAX40 ZINCATA** / *ZINC PLATED DOME HEAD SCREW M6X40*	50 PZ	200 PZ
06.0050M64501	**VITE T.BOMBATA 6MAX45 BRONZATA** / *BRONZED DOME HEAD SCREW M6X45*	50 PZ	200 PZ
06.0050M64502	**VITE T.BOMBATA 6MAX45 OTTONATA** / *BRASSED DOME HEAD SCREW M6X45*	50 PZ	200 PZ
06.0050M65001	**VITE T.BOMBATA 6MAX50 BRONZATA** / *BRONZED DOME HEAD SCREW M6X50*	50 PZ	200 PZ
06.0050M65002	**VITE T.BOMBATA 6MAX50 OTTONATA** / *BRASSED DOME HEAD SCREW M6X50*	50 PZ	200 PZ
06.0050M65009	**VITE T.BOMBATA 6MAX50 ZINCATA** / *ZINC PLATED DOME HEAD SCREW M6X50*	50 PZ	200 PZ
06.0050M66001	**VITE T.BOMBATA 6MAX60 BRONZATA** / *BRONZED DOME HEAD SCREW M6X60*	50 PZ	200 PZ
06.0050M66002	**VITE T.BOMBATA 6MAX60 OTTONATA** / *BRASSED DOME HEAD SCREW M6X60*	50 PZ	200 PZ
06.0050M66009	**VITE T.BOMBATA 6MAX60 ZINCATA** / *ZINC PLATED DOME HEAD SCREW M6X60*	50 PZ	200 PZ
06.0050M68001	**VITE T.BOMBATA 6MAX80 BRONZATA** / *BRONZED DOME HEAD SCREW M6X80*	50 PZ	200 PZ
06.0050M82001	**VITE T.BOMBATA 8MAX20 BRONZATA** / *BRONZED DOME HEAD SCREW M8X20*	50 PZ	200 PZ
06.0050M82009	**VITE T.BOMBATA 8MAX20 ZINCATA** / *ZINC PLATED DOME HEAD SCREW M8X20*	50 PZ	200 PZ
06.0050M82501	**VITE T.BOMBATA 8MAX25 BRONZATA** / *BRONZED DOME HEAD SCREW M8X25*	50 PZ	200 PZ
06.0050M83001	**VITE T.BOMBATA 8MAX30 BRONZATA** / *BRONZED DOME HEAD SCREW M8X30*	50 PZ	200 PZ
06.0050M83009	**VITE T.BOMBATA 8MAX30 ZINCATA** / *ZINC PLATED DOME HEAD SCREW M8X30*	50 PZ	200 PZ
06.0050M83501	**VITE T.BOMBATA 8MAX35 BRONZATA** / *BRONZED DOME HEAD SCREW M8X35*	50 PZ	200 PZ
06.0050M84001	**VITE T.BOMBATA 8MAX40 BRONZATA** / *BRONZED DOME HEAD SCREW M8X40*	50 PZ	200 PZ
06.0050M84009	**VITE T.BOMBATA 8MAX40 ZINCATA** / *ZINC PLATED DOEM HEAD SCREW M8X40*	50 PZ	200 PZ

ART. - ITEM
06.0054

Viti TSP con esagono incassato
Countersunk screws with hexagon socket

Viti TSP con esagono incassato utilizzate per il montaggio e/o fissaggio di particolari metallici nei più svariati utilizzi industriali. Finiture disponibili: brunita, zincata.
Countersunk screws with hexagon socket used for fixing metal parts in the most varied industrial uses. Available finishings: burnished, zinc plated.



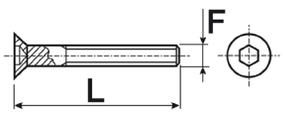

DATI TECNICI/TECHNICAL DATA mm

F	6MA	6MA	6MA	6MA	6MA	6MA	7/16	7/16	7/16	8MA	8MA	8MA	8MA	8MA	8MA	8MA	8MA
L	25	20	50	15	40	30	50	60	40	30	60	70	20	50	80	40	25

COD.	DESCRIZIONE / DESCRIPTION	
06.0054F62001	**VITE TSEI 6MAX20 BRONZATA** / *BRONZED SCREW M6X20 HEX SOCKET*	50 PZ
06.0054F63009	**VITE TSEI 6MAX30 ZINCATA** / *ZINC PLATED SCREW M6X30 HEX SOCKET*	50 PZ
06.0054F82509	**VITE TSEI 8MAX25 ZINCATA** / *ZINC PLATED SCREW M8X25 HEX SOCKET*	50 PZ
06.0054F84009	**VITE TSEI 8MAX40 ZINCATA** / *ZINC PLATED SCREW M8X40 HEX SOCKET*	50 PZ
06.0054F85009	**VITE TSEI 8MAX50 ZINCATA** / *ZINC PLATED SCREW M8X50 HEX SOCKET*	50 PZ
06.0054F88003	**VITE TSEI 8MAX80 BRUNITA** / *BURNISHED SCREW M8X80 HEX SOCKET*	50 PZ
06.0054M61503	**VITE TSEI 6MAX15 BRUNITA** / *BURNISHED SCREW M6X15 HEX SOCKET*	50 PZ
06.0054M61509	**VITE TSEI 6MAX15 ZINCATA** / *ZINC PLATED SCREW M6X15 HEX SOCKET*	50 PZ
06.0054M62506	**VITE TSEI 6MAX25 TROPICALIZZATA** / *TROPICALIZED SCREW M6X25 HEX SOCKET*	50 PZ
06.0054M63003	**VITE TSEI 6MAX30 BRUNITA** / *BURNISHED SCREW M6X30 HEX SOCKET*	50 PZ
06.0054M63006	**VITE TSEI 6MAX30 TROPICALIZZATA** / *TROPICALIZED SCREW M6X30 HEX SOCKET*	50 PZ
06.0054M64003	**VITE TSEI 6MAX40 BRUNITA** / *BURNISHED SCREW M6X40 HEX SOCKET*	50 PZ
06.0054M64009	**VITE TSEI 6MAX40 ZINCATA** / *ZINC PLATED SCREW M6X40 HEX SOCKET*	50 PZ
06.0054M65003	**VITE TSEI 6MAX50 BRUNITA** / *BURNISHED SCREW M6X50 HEX SOCKET*	50 PZ
06.0054M74003	**VITE TSEI 7/16X40 BRUNITA** / *BURNISHED SCREW 7/16X40 HEX SOCKET*	50 PZ
06.0054M75003	**VITE TSEI 7/16X50 BRUNITA** / *BURNISHED SCREW 7/16X50 HEX SOCKET*	50 PZ
06.0054M76003	**VITE TSEI 7/16X60 BRUNITA** / *BURNISHED SCREW 7/16X60 HEX SOCKET*	50 PZ
06.0054M82009	**VITE TSEI 8MAX20 ZINCATA** / *ZINC PLATED SCREW M8X20 HEX SOCKET*	50 PZ
06.0054M83003	**VITE TSEI 8MAX30 BRUNITA** / *BURNISHED SCREW M8X30 HEX SOCKET*	50 PZ
06.0054M84003	**VITE TSEI 8MAX40 BRUNITA** / *BURNISHED SCREW M8X40 HEX SOCKET*	50 PZ
06.0054M85003	**VITE TSEI 8MAX50 BRUNITA** / *BURNISHED SCREW M8X50 HEX SOCKET*	50 PZ
06.0054M86003	**VITE TSEI 8MAX60 BRUNITA** / *BURNISHED SCREW M8X60 HEX SOCKET*	50 PZ
06.0054M87003	**VITE TSEI 8MAX70 BRUNITA** / *BURNISHED SCREW M8X70 HEX SOCKET*	50 PZ

ART. - ITEM
06.0091

Viti testa esagonale
Hexagonal head screws

Viti TE utilizzate per il montaggio e/o fissaggio di particolari metallici nei più svariati utilizzi industriali. Finitura: zincata.
Screws with hexagonal head used for fixing metal parts in the most varied indutrial uses. Finishing: zinc plated.



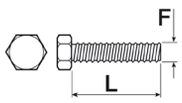

DATI TECNICI/TECHNICAL DATA mm

F	8MA	8MA	8MA	8MA	8MA	10MA	10MA	10MA	10MA	10MA	10MA	10MA	10MA	10MA
L	25	30	40	60	50	70	60	55	35	30	40	45	50	25

COD.	DESCRIZIONE / DESCRIPTION	
06.0091M10259	**VITE TE 4.8 UNI 5739 10X25 ZINCATA** / *ZINC PLATED HEX HEAD SCREW M10X25*	100 PZ
06.0091M10309	**VITE TE 4.8 UNI 5739 10X30 ZINCATA** / *ZINC PLATED HEX HEAD SCREW M10X30*	100 PZ
06.0091M10359	**VITE TE 4.8 UNI 5739 10X35 ZINCATA** / *ZINC PLATED HEX HEAD SCREW M10X35*	100 PZ
06.0091M10409	**VITE TE 4.8 UNI 5739 10X40 ZINCATA** / *ZINC PLATED HEX HEAD SCREW M10X40*	100 PZ
06.0091M10459	**VITE TE 4.8 UNI 5739 10X45 ZINCATA** / *ZINC PLATED HEX HEAD SCREW M10X45*	100 PZ
06.0091M10509	**VITE TE 4.8 UNI 5739 10X50 ZINCATA** / *ZINC PLATED HEX HEAD SCREW M10X50*	100 PZ
06.0091M10559	**VITE TE 4.8 UNI 5739 10X55 ZINCATA** / *ZINC PLATED HEX HEAD SCREW M10X55*	100 PZ
06.0091M10609	**VITE TE 4.8 UNI 5739 10X60 ZINCATA** / *ZINC PLATED HEX HEAD SCREW M10X60*	100 PZ
06.0091M10709	**VITE TE 4.8 UNI 5739 10X70 ZINCATA** / *ZINC PLATED HEX HEAD SCREW M10X70*	100 PZ
06.0091M80259	**VITE TE 4.8 UNI 5739 8X25 ZINCATA** / *ZINC PLATED HEX HEAD SCREW M8X25*	100 PZ
06.0091M80309	**VITE TE 4.8 UNI 5739 8X30 ZINCATA** / *ZINC PLATED HEX HEAD SCREW M8X30*	100 PZ
06.0091M80409	**VITE TE 4.8 UNI 5739 8X40 ZINCATA** / *ZINC PLATED HEX HEAD SCREW M8X40*	100 PZ
06.0091M80509	**VITE TE 4.8 UNI 5739 8X50 ZINCATA** / *ZINC PLATED HEX HEAD SCREW M8X50*	100 PZ
06.0091M80609	**VITE TE 4.8 UNI 5739 8X60 ZINCATA** / *ZINC PLATED HEX HEAD SCREW M8X60*	100 PZ

ART. - ITEM
06.0134

Giunzione per top
Top joint

Giunzione per top con filetto M6 e foro diametro 35mm. Finitura: zincata.
Joint for top with M6 thread and 35mm diameter hole. Finishing: zinc plated.



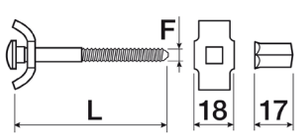

DATI TECNICI/TECHNICAL DATA mm

F	6MA	6MA	6MA
L	150	120	65

COD.	DESCRIZIONE / DESCRIPTION		
06.0134M60659	**GIUNZIONE PER TOP M6X65 ZINC.** / *ZINC PLATED JOINT FOR TOP M6X65*	25 PZ	300 MT
06.0134M61209	**GIUNZIONE PER TOP M6X120 ZINC.** / *ZINC PLATED JOINT FOR TOP M6X120*	25 PZ	250 PZ
06.0134M61509	**GIUNZIONE PER TOP M6X150 ZINC.** / *ZINC PLATED JOINT FOR TOP M6X150*	25 PZ	200 PZ

ART. - ITEM
06.0136

Viti per gambe tavolo
Table leg screws

Viti M8 con testa quadra per il fissaggio di gambe tavolo. Finitura: zincata.
M8 screws with square head for fixing table legs. Finishing: zinc plated.

DATI TECNICI/TECHNICAL DATA mm

F	8MA
L	80



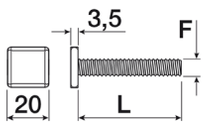

COD.	DESCRIZIONE / DESCRIPTION		
06.01368M8009	**VITE ART.406 8MAX80 S/D S/R ZINCATA** / *ZINC PLATED SCREW ART.406 8MAX80*	25 PZ	400 PZ

ART. - ITEM
06.0170

Dado esagonale
Hexagonal nut

Dado esagonale. Finiture disponibili: grezza, zincata.
Hexagonal nut. Available finishings: raw, zinc plated.

DATI TECNICI/TECHNICAL DATA mm

F	6MA	8MA	10MA



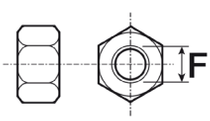

COD.	DESCRIZIONE / DESCRIPTION		
06.0170M06009	**DADO UNI 5588 6MA ZINCATO** / *ZINC PLATED HEX NUT M6*	100 PZ	2000 PZ
06.0170M08000	**DADO UNI 5588 8MA GREZZO** / *RAW HEX NUT M8*	100 PZ	1000 PZ
06.0170M08009	**DADO UNI 5588 8MA ZINCATO** / *ZINC PLATED HEX NUT M8*	100 PZ	1000 PZ
06.0170M10009	**DADO UNI 5588 10MA ZINCATO** / *ZINC PLATED HEX NUT M10*	100 PZ	500 PZ

ART. - ITEM
06.0189

Rondella piana in ferro
Iron flat washer

Rondella piana in ferro. Finiture disponibili: grezza, zincata.
Iron flat washer. Available finishing: raw, zinc plated.

DATI TECNICI/TECHNICAL DATA mm

Ø	6,5	8,5	10,5
Ø1	12	16	20
S	1,5	1,5	2



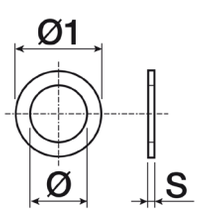

COD.	DESCRIZIONE / DESCRIPTION		
06.0189060009	**RONDELLA UNI 6592 Ø6 ZINCATA** / *ZINC PLATED IRON WASHER Ø6*	100 PZ	2000 PZ
06.0189080000	**RONDELLA UNI 6592 Ø8 GREZZA** / *RAW IRON WASHER Ø8*	100 PZ	2000 PZ
06.0189080009	**RONDELLA UNI 6592 Ø8 ZINCATA** / *ZINC PLATED IRON WASHER Ø8*	100 PZ	2000 PZ
06.0189100009	**RONDELLA UNI 6592 Ø10 ZINCATA** / *ZINC PLATED IRON WASHER Ø10*	100 PZ	1000 PZ

ART. - ITEM
06.0190

Rondella piana in ferro
Iron flat washer

Rondella piana in ferro. Finitura: zincata.
Iron flat washer. Finishing: zinc plated.

DATI TECNICI/TECHNICAL DATA mm

Ø	6,5	6,5	8,5	8,5	10,5	10,5
Ø1	18	24	32	24	40	30
S	1,5	1,5	2	2	2,5	2,5



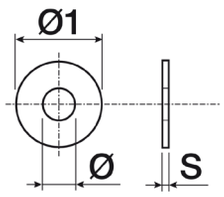

COD.	DESCRIZIONE / DESCRIPTION		
06.0190061809	**RONDELLA PIANA FERRO ZINCATO 6X18** / *ZINC PLATED IRON FLAT WASHER 6X18*	100 PZ	2000 PZ
06.0190062409	**RONDELLA PIANA FERRO ZINCATO 6X24** / *ZINC PLATED IRON FLAT WASHER 6X24*	100 PZ	1000 PZ
06.0190082409	**RONDELLA PIANA FERRO ZINCATO 8X24** / *ZINC PLATED IRON FLAT WASHER 8X24*	100 PZ	500 PZ
06.0190083209	**RONDELLA PIANA FERRO ZINCATO 8X32** / *ZINC PLATED IRON FLAT WASHER 8X32*	100 PZ	250 PZ
06.0190103009	**RONDELLA PIANA FERRO ZINCATO 10X30** / *ZINC PLATED IRON FLAT WASHER 10X30*	100 PZ	200 PZ
06.0190104009	**RONDELLA PIANA FERRO ZINCATO 10X40** / *ZINC PLATED IRON FLAT WASHER 10X40*	50 PZ	100 PZ

ART. - ITEM
06.0120

Vite a cannocchiale
Brass screws

Vite a cannocchiale in ottone con filetto M5. Utilizzata per la giunzione di 2 fianchi appoggiati. Finiture disponibili: grezza, bronzata, nichelata.
Brass joint with M5 thread. Used to joint 2 supported sides. Avai lable finishings: raw, bronzed, nickel plated.



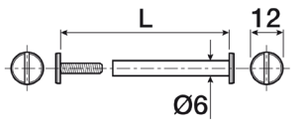

DATI TECNICI/TECHNICAL DATA mm

L	15	20	25	30	35	40	45	50	55	60	70

COD.	DESCRIZIONE / DESCRIPTION		
06.0120M51500	**VITE CANNOCCHIALE ART.34 DA 15 OTTONE** / *BRASS TELESCOPING SCREW M5 15MM*	50 PZ	500 PZ
06.0120M52000	**VITE CANNOCCHIALE ART.34 DA 20 OTTONE** / *BRASS TELESCOPING SCREW M5 20MM*	50 PZ	500 PZ
06.0120M52001	**VITE CANNOCCHIALE ART.34 DA 20 BRONZATA** / *BRONZED TELESCOPING SCREW M5 20MM*	50 PZ	500 PZ
06.0120M52500	**VITE CANNOCCHIALE ART.34 DA 25 OTTONE** / *BRASS TELESCOPING SCREW M5 25MM*	50 PZ	500 PZ
06.0120M52501	**VITE CANNOCCHIALE ART.34 DA 25 BRONZATA** / *BRONZED TELESCOPING SCREW M5 25MM*	50 PZ	500 PZ
06.0120M52508	**VITE CANNOCCHIALE ART.34 DA 25 NICHELATA** / *NICKEL PLATED TELESCOPING SCREW M5 25MM*	50 PZ	500 PZ
06.0120M53000	**VITE CANNOCCHIALE ART.34 DA 30 OTTONE** / *BRASS TELESCOPING SCREW M5 30MM*	50 PZ	500 PZ
06.0120M53001	**VITE CANNOCCHIALE ART.34 DA 30 BRONZATA** / *BRONZED TELESCOPING SCREW M5 30MM*	50 PZ	500 PZ
06.0120M53008	**VITE CANNOCCHIALE ART.34 DA 30 NICHELATA** / *NICKEL PLATED TELESCOPING SCREW M5 30MM*	50 PZ	500 PZ
06.0120M53500	**VITE CANNOCCHIALE ART.34 DA 35 OTTONE** / *BRASS TELESCOPING SCREW M5 35MM*	50 PZ	500 PZ
06.0120M53501	**VITE CANNOCCHIALE ART.34 DA 35 BRONZATA** / *BRONZED TELESCOPING SCREW M5 35MM*	50 PZ	500 PZ
06.0120M53508	**VITE CANNOCCHIALE ART.34 DA 35 NICHELATA** / *NICKEL PLATED TELESCOPING SCREW M5 35MM*	50 PZ	500 PZ
06.0120M54000	**VITE CANNOCCHIALE ART.34 DA 40 OTTONE** / *BRASS TELESCOPING SCREW M5 40MM*	50 PZ	500 PZ
06.0120M54001	**VITE CANNOCCHIALE ART.34 DA 40 BRONZATA** / *BRONZED TELESCOPING SCREW M5 40MM*	50 PZ	500 PZ
06.0120M54008	**VITE CANNOCCHIALE ART.34 DA 40 NICHELATA** / *NICKEL PLATED TELESCOPING SCREW M5 40MM*	50 PZ	500 PZ
06.0120M54500	**VITE CANNOCCHIALE ART.34 DA 45 OTTONE** / *BRASS TELESCOPING SCREW M5 45MM*	25 PZ	500 PZ
06.0120M54501	**VITE CANNOCCHIALE ART.34 DA 45 BRONZATA** / *BRONZED TELESCOPING SCREW M5 45MM*	25 PZ	500 PZ
06.0120M54508	**VITE CANNOCCHIALE ART.34 DA 45 NICHELATA** / *NICKEL PLATED TELESCOPING SCREW M5 45MM*	25 PZ	500 PZ
06.0120M55000	**VITE CANNOCCHIALE ART.34 DA 50 OTTONE** / *BRASS TELESCOPING SCREW M5 50MM*	25 PZ	250 PZ
06.0120M55500	**VITE CANNOCCHIALE ART.34 DA 55 OTTONE** / *BRASS TELESCOPING SCREW M5 55MM*	25 PZ	250 PZ
06.0120M56000	**VITE CANNOCCHIALE ART.34 DA 60 OTTONE** / *BRASS TELESCOPING SCREW M5 60MM*	25 PZ	250 PZ
06.0120M57001	**VITE CANNOCCHIALE ART.34 DA 70 BRONZATA** / *BRONZED TELESCOPING SCREW M5 70MM*	25 PZ	250 PZ

ART. - ITEM
06.0122

Distanziale in zama
Zamak joint

Distanziale in ferro diametro 8mm e filetto M6. Impiegato per unire 2 fianchi appoggiati, da utilizzare con viti art.06.0050. Finitura: zincata.
Iron joint 8mm diameter and M6 thread. Used to joint 2 supported sides. To use with screws 06.0050. Finishing: zinc plated.



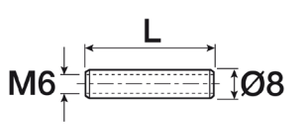

DATI TECNICI/TECHNICAL DATA mm

L	27	33

COD.	DESCRIZIONE / DESCRIPTION		
06.0122082700	**CANOTTO ART.673 FERRO ZINC. MM.27** / *IRON JOINT ART.673 MM.27*	50 PZ	500 PZ
06.0122083300	**CANOTTO ART.673 FERRO ZINC. MM.33** / *IRON JOINT ART.673 MM.33*	50 PZ	500 PZ

ART. - ITEM
06.0126

Distanziale in ferro
Iron joint

Distanziale in ferro con filetto M4. Impiegato per l'unione di 2 fianchi appoggiati, da utilizzare con vite art.06.0127. Finitura: nichelata.
Iron joint with M4 thread. Used to joint 2 supported sides. To use with screws 06.0127. Finishing: nickel plated.



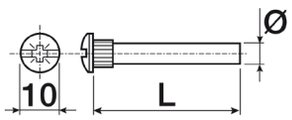

DATI TECNICI/TECHNICAL DATA mm

Ø	5	5	5	5	5
L	35	30	27	20	15

COD.	DESCRIZIONE / DESCRIPTION		
06.0126051508	**TUBETTO F.NICH. 4MAX15** / *NICKEL PLATED CONNECTOR 4MAX15*	100 PZ	4000 PZ
06.0126052008	**TUBETTO F.NICH. 4MAX20** / *NICKEL PLATED CONNECTOR 4MAX20*	100 PZ	4000 PZ
06.0126052708	**TUBETTO F.NICH. 4MAX27** / *NICKEL PLATED CONNECTOR 4MAX27*	100 PZ	2000 PZ
06.0126053008	**TUBETTO F.NICH. 4MAX30** / *NICKEL PLATED CONNECTOR 4MAX30*	100 PZ	2000 PZ
06.0126053508	**TUBETTO F.NICH. 4MAX35** / *NICKEL PLATED CONNECTOR 4MAX35*	100 PZ	2000 PZ

ART. - ITEM
06.0127

Viti per distanziale
Screws for joint

Viti M4 per distanziali art.06.0126. Finitura: nichelata.
M4 screws for joint 06.0126. Finishing: nickel plated.



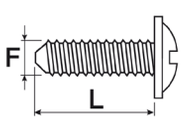

DATI TECNICI/TECHNICAL DATA mm

F	4MA	4MA
L	20	14

COD.	DESCRIZIONE / DESCRIPTION		
06.0127M41408	**VITI TB FE.4MAX14 NH ART.565** / *NICKEL PLATED SCREW 4MAX14*	100 PZ	2000 PZ
06.0127M42008	**VITI TB FE.4MAX20 NH ART.565** / *NICKEL PLATED SCREW 4MAX20*	100 PZ	2000 PZ

ART. - ITEM
06.0128

Distanziale in ferro
Iron joint

Distanziale in ferro con filetto M6. Impiegato per l'unione di 2 fianchi appoggiati, da utilizzare con vite art.06.0129. Finiture disponibili: bronzata, ottonata, nichelata.
Iron connector with M6 thread. Used to joint 2 supported sides. To use with screws 06.0129. Available finishings: bronzed, brassed, nickel plated.



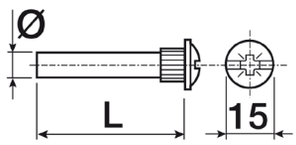

DATI TECNICI/TECHNICAL DATA mm				
Ø	8	8	8	8
L	38	31	29	25

COD.	DESCRIZIONE / DESCRIPTION		
06.0128M62508	**DISTANZIALE FERRO 6MAX25 NICH.ART.555** / *NICKEL PLATED CONNECTOR 6MAX25*	100 PZ	2000 PZ
06.0128M62908	**DISTANZIALE FERRO 6MAX29 NICH.** / *NICKEL PLATED CONNECTOR 6MAX29*	100 PZ	2000 PZ
06.0128M63101	**DISTANZIALE FERRO 6MAX31 BRONZ.ART.555** / *BRONZED CONNECTOR 6MAX31*	100 PZ	2000 PZ
06.0128M63102	**DISTANZIALE FERRO 6MAX31 OTT. ART.555** / *BRASSED CONNECTOR 6MAX31*	100 PZ	2000 PZ
06.0128M63108	**DISTANZIALE FERRO 6MAX31 NICH. ART.555** / *NICKEL PLATED CONNECTOR 6MAX31*	100 PZ	2000 PZ
06.0128M63808	**DISTANZIALE FERRO 6MAX38 NICHEL. ART.555** / *NICKEL PLATED CONNECTOR 6MAX38*	100 PZ	1500 PZ

ART. - ITEM
06.0129

Viti per distanziale
Screws for joint

Viti M6 per distanziali art.06.0128. Finiture disponibili: bronzata, nichelata.
Screws for joint 06.0128 with M6 thread. Available finishings: bronzed, nickel plated.



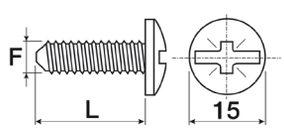

DATI TECNICI/TECHNICAL DATA mm		
F	6MA	6MA
L	20	14

COD.	DESCRIZIONE / DESCRIPTION		
06.0129M61401	**VITE PER DISTANZIALE 6MAX14 BRZ. ART.555** / *BRONZED SCREW 6MAX14*	100 PZ	2000 PZ
06.0129M61408	**VITE PER DISTANZIALE 6MAX14 NICH.ART.555** / *NICKEL PLATED SCREW 6MAX14*	100 PZ	2000 PZ
06.0129M62008	**VITE PER DISTANZIALE 6MAX20 NICH.ART.555** / *NICKEL PLATED SCREW 6MAX20*	100 PZ	2000 PZ

ART. - ITEM
06.0130

Giunzione in nylon
Nylon joint

Vite di giunzione in nylon con passante in acciaio e filetto M6. Utilizzata per l'unione di 2 fianchi appoggiati. Finiture disponibili: bianca, marrone.
Nylon screw joint with steel right-throungh and M6 thread. Used to joint 2 supportede sides. Available finishings: white, brown.

DATI TECNICI/TECHNICAL DATA mm

L	30-40	34-44



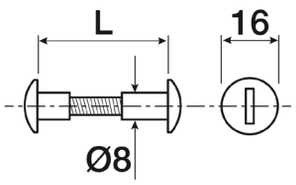

COD.	DESCRIZIONE / DESCRIPTION		
06.0130304040	**GIUNZIONE ART.515 MM.30/40 NYLON BIANCO** / *WHITE NYLON JOINT MM.30/40 W/STEEL SCREW*	50 PZ	1000 PZ
06.0130304042	**GIUNZIONE ART.515 MM.30/40 NYLON MARRONE** / *BROWN NYLON JOINT MM.30/40 W/STEEL SCREW*	50 PZ	1000 PZ
06.0130344440	**GIUNZIONE ART.515 MM.34/44 NYLON BIANCO** / *WHITE NYLON JOINT MM.34/44 W/STEEL SCREW*	50 PZ	1000 PZ
06.0130344442	**GIUNZIONE ART.515 MM.34/44 NYLON MARRONE** / *BROWN NYLON JOINT MM.34/44 W/STEEL SCREW*	50 PZ	1000 PZ

ART. - ITEM
06.0300

Tassello in nylon
Nylon plug

Tassello ad espansione in nylon senza bordo. Fornito senza vite.
Nylon plug without edge. Supplied without screw.



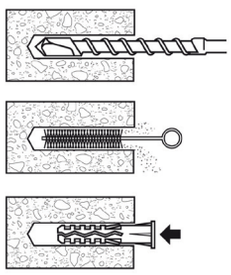

COD.	DESCRIZIONE / DESCRIPTION	
06.0300063000	**TASSELLO MOPLEN SENZA BORDO 6X30** / *MOPLEN PLUG 6X30 W/OUT EDGE*	100 PZ
06.0300084000	**TASSELLO MOPLEN SENZA BORDO 8X40** / *MOPLEN PLUG 8X40 W/OUT EDGE*	100 PZ

ART. - ITEM
06.0300B

Tassello in nylon
Nylon plug

Tassello ad espansione in nylon con bordo. Fornito senza vite.
Nylon plug with edge. Supplied without screw.



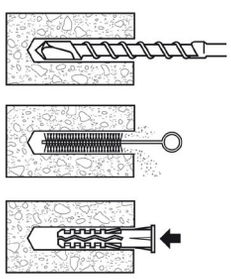

COD.	DESCRIZIONE / DESCRIPTION	
06.0301063000	**TASSELLO MOPLEN CON BORDO DA 6** / *MOPLEN PLUG 6MM W/EDGE*	100 PZ
06.0301084000	**TASSELLO MOPLEN CON BORDO DA 8** / *MOPLEN PLUG 8MM W/EDGE*	100 PZ

ART. - ITEM
06.03020

Tassello universale in nylon FU
Nylon universal plug FU

Tassello universale FU in nylon. La particolare espansione permette fissaggi su qualsiasi tipo di materiale. Fornito senza vite.

Universal nylon plug FU. The particular expansion allows fixings in any type of material. Supplied without screw.



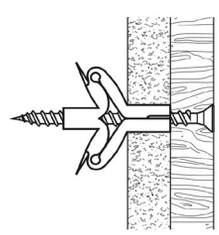

COD.	DESCRIZIONE / DESCRIPTION	
06.0302063500	**TASSELLO FU 6X35 NYLON SENZA VITE** / *FU NYLON PLUG 6X35 W/OUT SCREW*	100 PZ
06.0302064500	**TASSELLO FU 6X45 NYLON SENZA VITE** / *FU NYLON PLUG 6X45 W/OUT SCREW*	100 PZ
06.0302085000	**TASSELLO FU 8X50 NYLON SENZA VITE** / *FU NYLON PLUG 8X50 W/OUT SCREW*	100 PZ
06.0302106000	**TASSELLO FU 10X60 NYLON SENZA VITE** / *FU NYLON PLUG 10X60 W/OUT SCREW*	50 PZ

ART. - ITEM
06.03020V

Tassello universale in nylon FU-V
Nylon universal plug FU-V

Tassello universale FU-V in nylon. La particolare espansione permette fissaggi su qualsiasi tipo di materiale. Fornito con vite.
Universal nylon plug FU-V. The particular expansion allows fixings in any type of material. Supllied with screw.



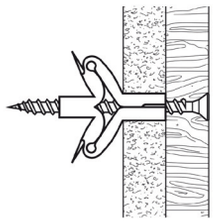

COD.	DESCRIZIONE / DESCRIPTION	
06.0302V63500	**TASSELLO FU-V 6X35 NYLON CON VITE** / *FU-V NYLON PLUG 6X35 W/SCREW*	100 PZ
06.0302V85000	**TASSELLO FU-V 8X50 NYLON CON VITE** / *FU-V NYLON PLUG 8X50 W/SCREW*	50 PZ

ART. - ITEM
06.03030

Tassello in nylon SX
Nylon plug SX

Tassello SX in nylon ad espansione a 4 settori. Con alette antirotazione e collare. Fornito senza vite.
Nylon plug SX with 4 sectors expansion. With anti-rotation wings and edge. Suppl



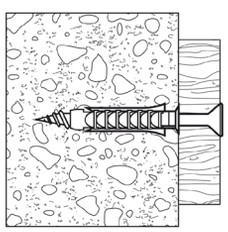

COD.	DESCRIZIONE / DESCRIPTION	
06.0303063000	**TASSELLO SX 6 IN NYLON** / *NYLON PLUG SX6*	100 PZ
06.0303084000	**TASSELLO SX 8 IN NYLON** / *NYLON PLUG SX8*	100 PZ
06.0303105000	**TASSELLO SX 10 IN NYLON** / *NYLON PLUG SX10*	50 PZ

ART. - ITEM
06.03040

Tassello in nylon TA
Nylon plug TA

Tassello TA in nylon con vite TGS zincata bianca e rondella metallica.
Nylon plug TA with zinc plated oval washer head screw.



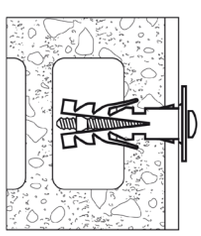

COD.	DESCRIZIONE / DESCRIPTION	
06.0304094000	**TASSELLO TA NYLON 9X40 CON VITE TGS** / *NYLON PLUG W/OVAL HEAD SCREW 9X40*	100 PZ
06.0304124600	**TASSELLO TA NYLON 12X46 CON VITE TGS** / *NYLON PLUG W/OVAL HEAD SCREW 12X46*	50 PZ

ART. - ITEM
06.03050

Tassello metallico TAM
Metal plug TAM

Tassello metallico TAM con vite TGS zincata bianca.
Metal plug TAM with zinc plated oval washer head screw.



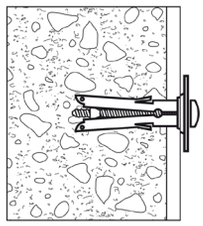

COD.	DESCRIZIONE / DESCRIPTION	
06.0305094006	**TASSELLO TAM ACCIAIO 9X40 CON VITE TGS** / *STEEL PLUG W/OVAL HEAD SCREW 9X40*	100 PZ

ART. - ITEM
06.03060

Tassello in nylon TA
Nylon plug TA

Tassello TA in nylon con gancio corto zincato bianco e rondella metallica.
Nylon plug TA with zinc plated short hook and metal washer.



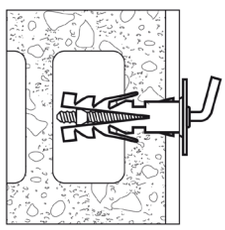

COD.	DESCRIZIONE / DESCRIPTION	
06.0306094000	**TASSELLO TA NYLON 9X40 CON GANCIO CORTO** / *NYLON PLUG W/SHORT HOOK 9X40*	100 PZ

ART. - ITEM
06.03070

Tassello metallico TAM
Metal plug TAM

Tassello metallico TAM con gancio corto zincato bianco.
Metal plug TAM with zinc plated short hook.



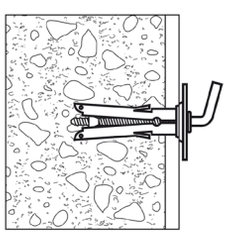

COD.	DESCRIZIONE / DESCRIPTION	
06.0307094006	**TASSELLO TAM ACCIAIO 9X40 C/GANCIO CORTO** / *STEEL PLUG W/SHORT HOOK 9X40*	100 PZ

ART. - ITEM
06.F0035

Tassello universale in nylon SB 9/L4
Universal nylon plug SB 9/L4

Tassello SB 9/L4 universale in nylon con alette laterali antirotazione. Con vite TSC a taglio combinato.
Universal nylon plug SB 9/L4 with anti-rotation wings. Suppplied with combi oval head screw.



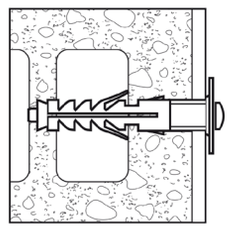

COD.	DESCRIZIONE / DESCRIPTION	
06.F003540000	**TASSELLO SB 9/L4 C/VITE TSC T.COMBINATO** / *NYLON FISCHER PLUG SB 9/L4 WITH SCREW*	100 PZ

ART. - ITEM
06.SB94

Tassello universale in nylon
Universal nylon plug

Tassello universale in nylon con vite TGS per fissaggi leggeri.
Universal nylon anchor with oval head screw. Suitable for light fixings.



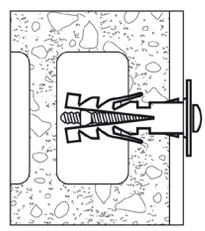

COD.	DESCRIZIONE / DESCRIPTION	
15453	**TASSELLO NYLON SB9/4 MM.9 C/VITE TSC** / *SB9/4 NYLON PLUG 9MM W/OVAL HEAD SCREW*	100 PZ

ART. - ITEM
06.SB98

Tassello universale in nylon
Universal nylon plug

Tassello universale in nylon con gancio corto.
Universal nylon plug with short hook.



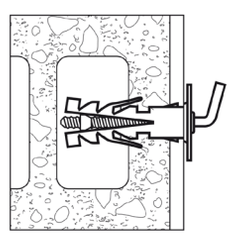

COD.	DESCRIZIONE / DESCRIPTION	
00368	**TASSELLO NYLON SB12/8 MM.12 GANCIO CORTO** / *SB12/8 NYLON PLUG Ø12 W/SHORT HOOK*	100 PZ
15457	**TASSELLO NYLON SB9/8 MM.9 GANCIO CORTO** / *SB9/8 NYLON PLUG 9MM W/SHORT HOOK*	100 PZ

ART. - ITEM
06.7500

Tassello per cartongesso
Drywall plug

Tassello 13X30 autoperforante in zama per cartongesso con vite 4X35.
Self drilling zamak drywall plug 13X30mm. With 4X35mm screw.



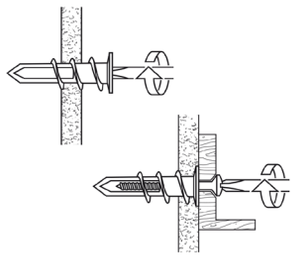

COD.	DESCRIZIONE / DESCRIPTION	
7500400603800	**TASSELLO RAPIDO IN ZAMA C/VITI 4x35** / *ZAMAK FAST PLUG W/SCREW 4x35*	100 PZ

ART. - ITEM
06.0400

Piedino regolabile
Adjustable foot

Piedino regolabile con taglio cacciavite.
Adjustable foot with cross socket.

DATI TECNICI/TECHNICAL DATA mm

F	8MA	8MA	8MA	8MA	8MA	8MA	10MA
H	100	120	40	80	70	60	80



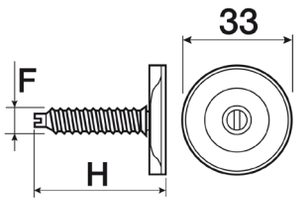

COD.	DESCRIZIONE / DESCRIPTION		
06.0400M08040	**PIEDINO ART.301 8MAX40 ZINCATO C/TAPPO** */ FOOT ART. 301 M8X40 WITH CAP*	24 PZ	500 PZ
06.0400M08060	**PIEDINO ART.301 8MAX60 ZINCATO C/TAPPO** */ FOOT ART. 301 M8X60 WITH CAP*	24 PZ	500 PZ
06.0400M08070	**PIEDINO ART.301 8MAX70 ZINCATO C/TAPPO** */ FOOT ART. 301 M8X70 WITH CAP*	24 PZ	500 PZ
06.0400M08080	**PIEDINO ART.301 8MAX80 ZINCATO C/TAPPO** */ FOOT ART.301 M8X80 WITH CAP*	24 PZ	500 PZ
06.0400M08100	**PIEDINO ART.301 8MAX100 ZINCATO C/TAPPO** */ FOOT ART.301 M8X100 WITH CAP*	24 PZ	400 PZ
06.0400M08120	**PIEDINO ART.301 8MAX120 ZINCATO C/TAPPO** */ FOOT ART.301 M8X120 WITH CAP*	24 PZ	300 MT
06.0400M10080	**PIEDINO ART.301 10MAX80 ZINCATO C/TAPPO** */ FOOT ART. 301 M10X80 WITH CAP*	24 PZ	400 PZ

ART. - ITEM
06.0402

Piedino regolabile
Adjustable foot

Piedino regolabile zincato con base in plastica nera.
Zinc plated adjustable foot with black plastic base.

DATI TECNICI/TECHNICAL DATA mm

Ø	22	22	22	28	32
F	6MA	6MA	6MA	8MA	10MA
H	25	20	15	22	25
H1	7	7	7	8	9



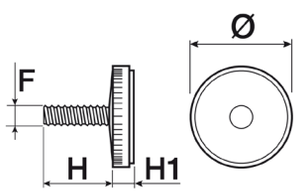

COD.	DESCRIZIONE / DESCRIPTION		
06.0402M10259	**PIEDINO ART.300 10MAX25 ZINCATO** */ FOOT ART.300 M10X25*	24 PZ	500 PZ
06.0402M61509	**PIEDINO ART.300 6MAX15 ZINCATO** */ FOOT ART.300 M6X15*	24 PZ	3000 PZ
06.0402M62009	**PIEDINO ART.300 6MAX20 ZINCATO** */ FOOT ART.300 M6X20*	24 PZ	3000 PZ
06.0402M62509	**PIEDINO ART.300 6MAX25 ZINCATO** */ FOOT ART.300 M6X25*	24 PZ	1000 PZ
06.0402M82209	**PIEDINO ART.300 8MAX22 ZINCATO** */ FOOT ART.300 M8X22*	24 PZ	800 PZ

ART. - ITEM
06.0404

Piedino regolabile
Adjustable foot

Piedino regolabile con quadro.
Adjustable foot with nut.



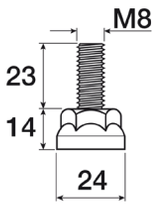

COD.	DESCRIZIONE / DESCRIPTION		
06.0404M82203	**PIEDINO 8MAX22 NERO** / *BLACK FOOT M8X22*	24 PZ	500 PZ

ART. - ITEM
06.0406

Piedino regolabile
Adjustable foot

Piedino regolabile diametro 50mm in polipropilene nero.
Black polypropylene adjustable foot 50mm diameter.

DATI TECNICI/TECHNICAL DATA mm			
H	17	27	44



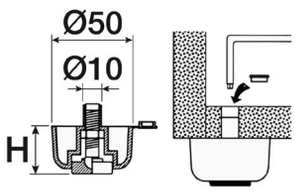

COD.	DESCRIZIONE / DESCRIPTION		
06.0406P01741	**PIEDE REG. Ø50 H.17 POLIPROP.NERO** / *BLACK PLASTIC FOOT Ø50 H.17*	24 PZ	250 PZ
06.0406P02741	**PIEDE REG. Ø50 H.27 POLIPROP.NERO** / *BLACK PLASTIC FOOT Ø50 H.27*	24 PZ	250 PZ
06.0406P04441	**PIEDE REG. Ø50 H.44 POLIPROP.NERO** / *BLACK PLASTIC FOOT Ø50 H.44*	24 PZ	200 PZ

ART. - ITEM
06.0408

Piedino regolabile
Adjustable foot

Piedino regolabile zincato.
Zinc plated adjustable foot.



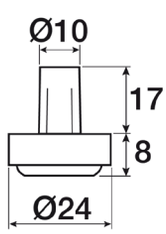

COD.	DESCRIZIONE / DESCRIPTION		
06.0408000009	**PIEDINO REGOLABILE ZINCATO** / *ZINC PLATED ADJUSTABLE FOOT*	24 PZ	750 PZ

ART. - ITEM
06.0409

Piedino regolabile
Adjustable foot

Piedino regolabile con bussola. Disponibile con tappo bianco o nero.
Adjustable foot with bush. Available with white or black cap.



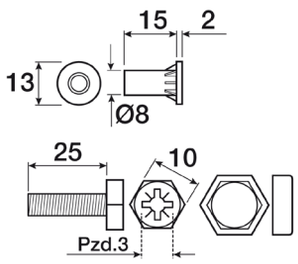

COD.	DESCRIZIONE / DESCRIPTION		
06.0409000041	**PIEDINO REGOL.H.17 VITE 6MAX25 NERO** / *BLACK ADJ. FOOT H.17 W/SCREW M6X25*	100 PZ	1500 PZ
06.0409E00009	**PIEDINO REGOL.H.17 VITE 6MAX25 BIANCO** / *WHITE ADJ. FOOT H.17 W/SCREW M6X25*	100 PZ	1000 PZ

ART. - ITEM
06.0410

Piedino regolabile in ferro
Iron adjustable foot

Piedino regolabile in ferro. Finiture disponibili: ottonata, nichelata.
Iron adjustable foot. Available finishings: brassed, nickel plated.

DATI TECNICI/TECHNICAL DATA mm		
Ø	32	32
F	10MA	8MA
H	31	31
H1	12	14



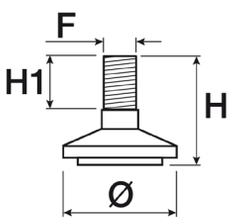

COD.	DESCRIZIONE / DESCRIPTION		
06.0410M08302	**PIEDINO REGOLAB.ART.260 8MAX32 OTTONATO** / *BRASSED ADJUSTABLE FOOT M8X32*	24 PZ	250 PZ
06.0410M08308	**PIEDINO REGOLAB.ART.260 8MAX32 NICHELATO** / *NICKEL PLATED ADJUSTABLE FOOT M8X32*	24 PZ	250 PZ
06.0410M10322	**PIEDINO REGOLAB.ART.260 10MAX32 OTTONATO** / *BRASSED ADJUSTABLE FOOT M10X32*	24 PZ	250 PZ
06.0410M10328	**PIEDINO REGOLAB.ART.260 10MAX32 NICHEL.** / *NICKEL PLATED ADJUSTABLE FOOT M10X32*	24 PZ	250 PZ

ART. - ITEM
06.0412

Piedino regolabile in ottone
Brass adjustable foot

Piedino regolabile in ottone. Finitura: grezza.
Brass adjustable foot. Finishing: raw.

DATI TECNICI/TECHNICAL DATA mm			
Ø	30	40	50
F	10MA	10MA	10MA
H	28	35	40
H1	12	18	20



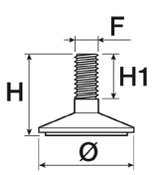

COD.	DESCRIZIONE / DESCRIPTION		
06.0412M10300	**PIEDINO REGOLABILE 10MAX30 ART.83** / *ADJUSTABLE FOOT ART.83 10MAX30*	24 PZ	300 PZ
06.0412M10400	**PIEDINO REGOLABILE 10MAX40 ART.83** / *ADJUSTABLE FOOT ART.83 10MAX40*	24 PZ	200 PZ
06.0412M10500	**PIEDINO REGOLABILE 10MAX50 ART.83** / *ADJUSTABLE FOOT ART.83 10MAX50*	24 PZ	120 PZ

ART. - ITEM
06.0414

Piedino regolabile con punta
Adjustable foot with tip

Piedino regolabile, girevole in ottone con punta. Finitura: grezza.
Swivel brass adjustable foot with tip. Finishing: raw.

DATI TECNICI/TECHNICAL DATA mm	
Ø	50
F	10MA
H	57
H1	28



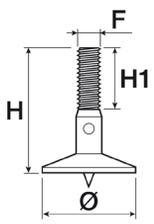

COD.	DESCRIZIONE / DESCRIPTION		
06.0414M10500	**PIEDINO REGOLABILE 10MAX50 ART.282 C/PUN** */ ADJUSTABLE FOOT ART.282 10MAX50*	24 PZ	80 PZ

ART. - ITEM
06.0416

Piedino regolabile girevole
Swivel adjustable foot

Piedino regolabile girevole in ottone con gomma. Finitura: grezza.
Swivel brass adjustable foot with rubber. Finishing: raw.

DATI TECNICI/TECHNICAL DATA mm		
Ø	50	60
F	10MA	10MA
H	57	60
H1	28	28



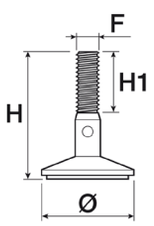

COD.	DESCRIZIONE / DESCRIPTION		
06.0416105002	**PIEDINO REGOLABILE 10MAX50 ART.283 C/GOM** */ ADJUSTABLE FOOT ART.283 10MAX50 W/RUBBER*	24 PZ	80 PZ
06.0416106002	**PIEDINO REGOLABILE 10MAX60 ART.283 C/GOM** */ ADJUSTABLE FOOT ART.283 10MAX60 W/RUBBER*	24 PZ	60 PZ

ART. - ITEM
12.304

Piedino regolabile
Adjustable foot

Piedino regolabile in zama. Regolazione per H.15 +10mm., per H.25 +20mm. Portata 400Kg.
Zamak adjustable foot. Foot H.15 adjustable +10mm; foot H.25 adjustable + 20mm. Loading capacity 400kg.

DATI TECNICI/TECHNICAL DATA mm		
H	15	25

CAMAR



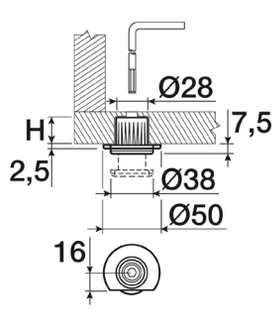

COD.	DESCRIZIONE / DESCRIPTION		
12.30428Z250Z2	**PIEDINO ART.304 28 Z2 50 Z2 KG.400 H.15** */ ADJUSTABLE FOOT ART.304 KG.400 H.15*	24 PZ	200 PZ
12.30528Z250Z2	**PIEDINO ART.305 28 Z2 50 Z2 KG.400 H.25** */ ADJUSTABLE FOOT ART.305 KG.400 H.25*	24 PZ	200 PZ

ART. - ITEM
06.0420

Piedino livellatore
Leveller foot

Piedino livellatore regolabile con chiave a brugola. Fornito completo di vite M10x40 e cappuccio. Finitura: zincata.
Adjustable foot with allen key. Supplied with M10x40 screw and cap. Finishing: zinc plated.

DATI TECNICI/TECHNICAL DATA mm

H	40	50	60	70	80	90	100

CAMAR



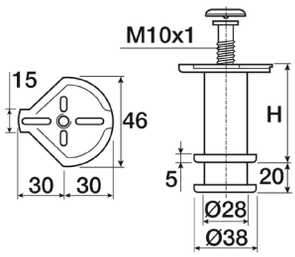

COD.	DESCRIZIONE / DESCRIPTION		
06.0420004000	**LIV.UNIV.Z/T H.4 C/VITE C/M** / *ADJUSTABLE FOOT H.4 W/SCREW W/CAP*	24 PZ	200 PZ
06.0420005042	**LIV.UNIV.Z/T H.5 C/VITE C/M** / *ADJUSTABLE FOOT H.5 W/SCREW W/CAP*	24 PZ	100 PZ
06.0420006000	**LIV.UNIV.Z/T H.6 C/VITE C/M** / *ADJUSTABLE FOOT H.6 W/SCREW W/CAP*	24 PZ	100 PZ
06.0420007000	**LIV.UNIV.Z/T H.7 C/VITE C/M** / *ADJUSTABLE FOOT H.7 W/SCREW W/CAP*	24 PZ	100 PZ
06.0420008000	**LIV.UNIV.Z/T H.8 C/VITE C/M** / *ADJUSTABLE FOOT H.8 W/SCREW W/CAP*	24 PZ	100 PZ
06.0420009000	**LIV.UNIV.Z/T H.9 C/VITE C/M** / *ADJUSTABLE FOOT H.9 W/SCREW W/CAP*	24 PZ	100 PZ
06.0420010000	**LIV.UNIV.Z/T H.10 C/VITE C/M** / *ADJUSTABLE FOOT H.10 W/SCREW W/CAP*	24 PZ	100 PZ
80914Z10000	**CHIAVE TONDA 80X200 PER ART.308** / *ALLEN KEY 80X200 FOR ITEM 308*	1 PZ	100 PZ

ART. - ITEM
06.0422

Piedino regolabile
Adjustable foot

Piedino regolabile con supporto per fissaggio laterale premontato.Finitura: zincata.
Adjustable foot with pre-mounted side mounting support. Finishing: zinc plated.

DATI TECNICI/TECHNICAL DATA mm

H	61



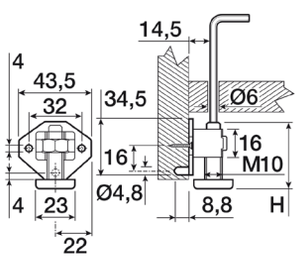

COD.	DESCRIZIONE / DESCRIPTION		
06.0422M10610	**PIEDINO 10MAX61 REGOLABILE** / *ADJUSTABLE FOOT 10MAX61*	24 PZ	100 PZ

ART. - ITEM
06.0424

Piedino regolabile
Adjustable foot

Piedino regolabile con base di fissaggio premontata. Finitura: zincata.
Adjustable foot with pre-mounted fixing base. Finishing: zinc plated.



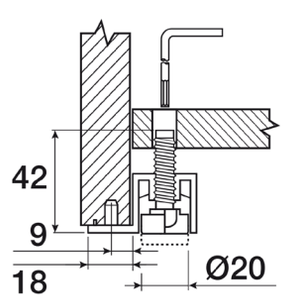

COD.	DESCRIZIONE / DESCRIPTION		
06.0424000000	**PIEDINO PER ARMADIO COMPLETO** / *COMPLETE FOOT FOR WARDROBE*	24 PZ	200 PZ

ART. - ITEM
06.0426

Piedino regolabile
Adjustable foot

Piedino regolabile in zama grezza.
Raw zamak adjustable foot.



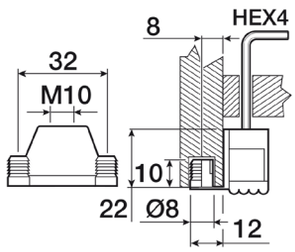

COD.	DESCRIZIONE / DESCRIPTION		
06.0426000009	**PIEDINO REGOLABILE ZAMA-PLASTICA NATUR.** / *ZAMAK ADIUSTABLE FOOT*	24 PZ	200 PZ

ART. - ITEM
12.0427

Livellatore centrospalla
Leveller in the side panel

Livellatore nascosto nella spalla. Regolazione fino a 25mm con chiave esagonale. Spessore del pannello minimo 16mm. Fissaggio a pressione e portata 300kg.
Leveller in the side panel. Adjustment up to 25mm with allen key 4mm. Panel thickness minimum 16mm. Fixing: pressure-fix. Maximum loading capacity: up to 300kg.

DATI TECNICI/TECHNICAL DATA mm				
A	52	120	70	

CAMAR



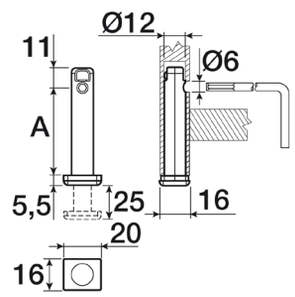

COD.	DESCRIZIONE / DESCRIPTION		
12.0427005209	**LIVELLATORE CENTROSP.H.52 Ø12 C/TAPPO** / *LEVELLER H.52 Ø12 W/CAP*	12 PZ	100 PZ
12.0427012009	**LIVELLATORE CENTROSP.H.120 Ø12 C/TAPPO** / *LEVELLER H.120 Ø12 W/CAP*	12 PZ	100 PZ
12.0428127009	**LIVELLATORE CENTROSP.H.70 Ø12 C/TAPPO** / *LEVELLER H.70 Ø12 W/CAP*	12 PZ	100 PZ

ART. - ITEM
12.0428

Livellatore centrospalla
Leveller in the side panel

Livellatore nascosto nella spalla. Regolazione fino a 25mm con chiave esagonale. Spessore del pannello minimo 16mm. Fissaggio a pressione e portata 300kg.
Leveller in the side panel. Adjustment up to 25mm with allen key 4mm. Panel thickness minimum 16mm. Fixing: pressure-fix. Maximum loading capacity: up to 300kg.

DATI TECNICI/TECHNICAL DATA mm				
A	52	70	120	140

CAMAR



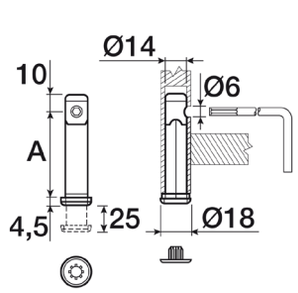

COD.	DESCRIZIONE / DESCRIPTION		
12.0428005209	**LIVELLATORE CENTROSP.H.52 Ø14 C/TAPPO** / *LEVELLER H.52 Ø14 W/CAP*	12 PZ	100 PZ
12.0428007009	**LIVELLATORE CENTROSP.H.70 Ø14 C/TAPPO** / *LEVELLER H.70 Ø14 W/CAP*	12 PZ	100 PZ
12.0428012009	**LIVELLATORE CENTROSP.H.120 Ø14 C/TAPPO** / *LEVELLER H.120 Ø14 W/CAP*	12 PZ	100 PZ
12.0428014009	**LIVELLATORE CENTROSP.H.140 Ø14 C/TAPPO** / *LEVELLER H.140 Ø14 W/CAP*	12 PZ	50 PZ

ART. - ITEM
06.0520

Piedino livellatore
Leveller foot

Piedino livellatore interasse 32mm, regolabile con cacciavite.
Leveller foot backset 32mm. Adjustable with screwdriver.

CAMAR



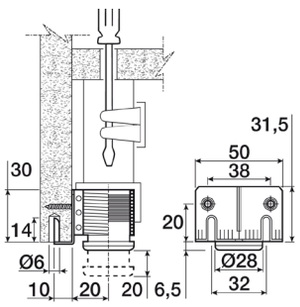

COD.	DESCRIZIONE / DESCRIPTION		
06.0120003200	**LIV. LAT.INT C/CACCIAVITE REG.B/N INT.32** / *LEVELLER BACKSET 32 WITH SCREWDRIVER*	24 PZ	200 PZ

ART. - ITEM
06.0521

Piedino livellatore
Leveller foot

Piedino livellatore interasse 32mm, regolabile con chiave a brugola.
Leveller foot backset 32mm, adjustable with allen key.

CAMAR



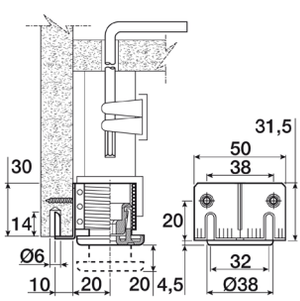

COD.	DESCRIZIONE / DESCRIPTION		
06.0121003200	**LIV. LAT.INT.32 REG.ZAMA NERO** / *BLACK LEVELLER BACKSET 32MM*	24 PZ	200 PZ
80913Z10000	**CHIAVE ESAGONALE 60X130 ART.300** / *ALLEN KEY 60X130 FOR ITEM 300*	1 PZ	100 PZ

ART. - ITEM
06.0522

Piedino livellatore
Leveller foot

Piedino livellatore con punte, regolabile con chiave a brugola.
Leveller foot with tips, adjustable with allen key.

CAMAR



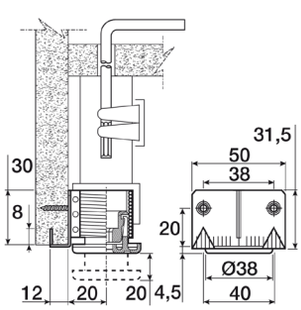

COD.	DESCRIZIONE / DESCRIPTION		
06.0122000000	**LIV.ART.300 A BRUGOLA C/PUNTA** / *LEVELLER ART.300 W/TIPS ADJ.W/ALLEN KEY*	24 PZ	200 PZ

ART. - ITEM
06.0523

Piedino livellatore
Leveller foot

Piedino livellatore con punte, regolabile con cacciavite.
Leveller foot with tips, adjustable with screwdriver.

CAMAR



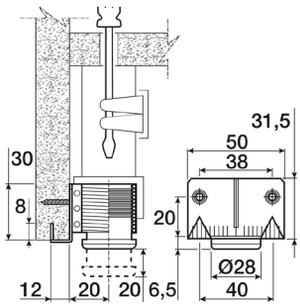

COD.	DESCRIZIONE / DESCRIPTION		
06.0123000000	**LIV. LAT. C/CACCIAVITE C/PUNTA REG.B/N** / *LEVELLER WITH TIPS ADJ.WITH SCREWDRIVER*	24 PZ	200 PZ

ART. - ITEM
12.0300

Piedino livellatore
Leveller foot

Piedino livellatore fissaggio laterale regolabile con cacciavite.
Leveller foot, lateral fixing, adjustable with screwdriver.

CAMAR



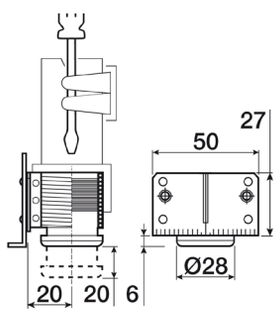

COD.	DESCRIZIONE / DESCRIPTION		
12.0300Z127A2	**LIVELLATORE LATERALE ART.30000Z127A2** / *LATERAL LEVELLER ADJ.WITH SCREWDRIVER*	24 PZ	200 PZ

ART. - ITEM
12.7307

Tirante
Dowel

Tirante in ferro per art.12.7320.
Steel dowel for item 12.7320.

DATI TECNICI/TECHNICAL DATA mm	
F	6MA



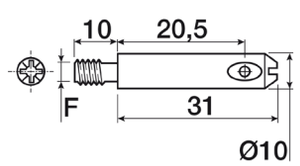

COD.	DESCRIZIONE / DESCRIPTION		
12.7307000009	**TIRANTE Ø10MM M6 INT.20,5 L.41** / *STEEL DOWEL Ø10 M6 BACKSET 20,5 L.41*	1 PZ	1000 PZ

ART. - ITEM
12.7320

Piedino regolabile
Adjustable foot

Piedino regolabile in ferro, plastica e zama.
Adjustable foot made of iron, plastic and zamak.

DATI TECNICI/TECHNICAL DATA mm		
X	20,5	24,5
Y	11	12,5



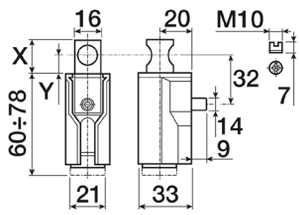

COD.	DESCRIZIONE / DESCRIPTION		
12.7320000009	**PIEDINO REGOL.Ø16 I.32 BARILOTTO H.20,5** */ ADJUST.FOOT Ø16 BACKSET 32 NUT H.20,5*	1 PZ	100 PZ
12.7420000009	**PIEDINO REGOL.Ø16 I.32 BARILOTTO H.24,5** */ ADJUST.FOOT Ø16 BACKSET 32 NUT H.24,5*	1 PZ	100 PZ

07 Passacavi e ruote *Cable outlet and wheels*

		PAG.
	**Passacavi e supporti passacavi** *Cable outlets*	**567÷571**
	**Ruote per mobilio** *Wheels for furniture*	**572÷579**
	**Ruote per carrelli** *Wheels*	**580÷581**

INDICE *INDEX*

Cod.	Pag.
07.0012006002	567
07.0012006010	567
07.0012E06039	567
07.0012E06040	567
07.0012E06041	567
07.0012E06042	567
07.0012E06043	567
07.0012E06044	567
07.0012E06054	567
07.0012E08040	567
07.0012E08041	567
07.0012E08042	567
07.0012E08043	567
07.0012E08054	567
07.0200004541	573
07.0200MP4041	572
07.0200MP4541	572
07.0200MP5041	572
07.0201MP5041	572
07.0202004041	573
07.0202005041	573
07.0204003841	574
07.0210003502	575
07.0210005002	575
07.0219007000	576
07.0219010000	576
07.0220000009	574
07.0221000809	574
07.0222383809	575
07.0225003241	578
07.0226003241	579
07.0227002541	579
07.0228005000	580
07.0228006000	580
07.0228008000	581
07.0228010000	581
07.0230004000	580
07.0230005000	580
07.0230008000	581
07.0230010000	581
07.0231004000	580
07.0231005000	580
07.0231006000	580
07.0231008000	581
07.0231010000	581
07.0231012500	581
07.11006041AA	576
07.11006054GG	576
07.11026041AA	577
07.11026054GG	577
07.1106353509	577
07.11168054GA	577
07.11188054GA	578
07.1120353509	578
07.2056472000	568
07.2084766041	567
07.2084768039	567
07.2098075000	570
07.2098466041	571
07.2098488039	571
07.2098666041	571
07.2098688039	571
07.2134301000	568
07.2141410000	569
07.2141432000	570
07.F112527856	575
110529	572
1821 2500	576
1821 3000	576
1821350012	576
1821400012	576

ART. - ITEM
07.0012

Passacavi
Cable outlet

Passacavi in plastica. Finiture disponibili: ottonata, cromata, nera, bianca, alluminio, marrone, traparente, beige, grigia.
Plastic cable outlet. Available finishing: brassed, chrome-plated, black, white, aluminium, brown, transparent, beige, grey.

DATI TECNICI/TECHNICAL DATA mm		
Ø	60	80
H	22	22
Ø1	72	93



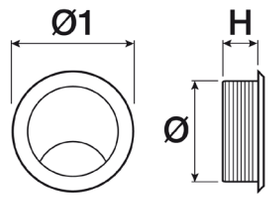

COD.	DESCRIZIONE / DESCRIPTION		
07.0012006002	**BOCCHETTA PASSACAVI Ø60 OTTONATA** / *BRASSED ROUND CABLE OUTLET Ø60*	20 PZ	50 PZ
07.0012006010	**BOCCHETTA PASSACAVI Ø60 CROMATA** / *CHROME PLATED ROUND CABLE OUTLET Ø60*	20 PZ	50 PZ
07.0012E06039	**BOCCHETTA PASSACAVI Ø60 ALLUM.** / *ALLUMINIUM PLATED CABLE OUTLET Ø60*	20 PZ	1000 PZ
07.0012E06040	**BOCCHETTA PASSACAVI Ø60 BIANCA** / *WHITE ROUND CABLE OUTLET Ø60*	20 PZ	1000 PZ
07.0012E06041	**BOCCHETTA PASSACAVI Ø60 NERA** / *BLACK ROUND CABLE OUTLET Ø60*	20 PZ	1000 PZ
07.0012E06042	**BOCCHETTA PASSACAVI Ø60 MARRONE** / *BROWN ROUND CABLE OUTLET Ø60*	20 PZ	1000 PZ
07.0012E06043	**BOCCHETTA PASSACAVI Ø60 BEIGE** / *BEIGE ROUND CABLE OUTLET Ø60*	20 PZ	1000 PZ
07.0012E06044	**BOCCHETTA PASSACAVI Ø60 TRASP.** / *TRASPARENT ROUND CABLE OUTLET Ø60*	20 PZ	1000 PZ
07.0012E06054	**BOCCHETTA PASSACAVI Ø60 GRIGIA** / *GREY ROUND CABLE OUTLET Ø60*	20 PZ	1000 PZ
07.0012E08040	**BOCCHETTA PASSACAVI Ø80 BIANCA** / *WHITE ROUND CABLE OUTLET Ø80*	20 PZ	500 PZ
07.0012E08041	**BOCCHETTA PASSACAVI Ø80 NERA** / *BLACK ROUND CABLE OUTLET Ø80*	20 PZ	500 PZ
07.0012E08042	**BOCCHETTA PASSACAVI Ø80 MARRONE** / *BROWN ROUND CABLE OUTLET Ø80*	20 PZ	500 PZ
07.0012E08043	**BOCCHETTA PASSACAVI Ø80 BEIGE** / *BEIGE ROUND CABLE OUTLET Ø80*	20 PZ	500 PZ
07.0012E08054	**BOCCHETTA PASSACAVI Ø80 GRIGIA** / *GREY ROUND CABLE OUTLET Ø80*	20 PZ	500 PZ

ART. - ITEM
07.2084768

Passacavi KS
KS cable outlet

Passacavi KS
Cable Outlet KS



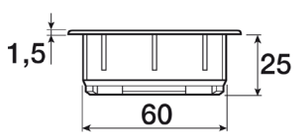

COD.	DESCRIZIONE / DESCRIPTION		
07.2084766041	**PASSACAVI KS 21 APER.GOMMATA Ø60 NERO** / *CABLE OUTLET KS 21 Ø60 W/RUBBER BLACK*	1 PZ	20 PZ
07.2084768039	**PASSACAVI KS 21 APER.GOMMATA Ø60 ALLUM.** / *CABLE OUTLET KS 21 Ø60 W/RUBBER ALUM.*	1 PZ	20 PZ

ART. - ITEM
07.2056

Passacavi in zama
Zamak cable outlet

Passacavi in zama
Zamak cable outlet



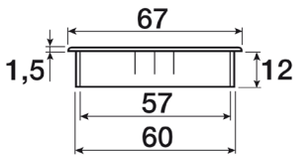

COD.	DESCRIZIONE / DESCRIPTION		
07.2056472000	**PASSACAVO EXIT R Ø60 H.12 ACCIAIO SAT.** */ EXIT R CABLE OUTLET Ø60 H.12 INOX*	1 PZ	12 PZ

ART. - ITEM
07.2134301

EXIT DUO passacavi
EXIT DUO cable outlet

Exit Duo passacavi in alluminio
Aluminum Exit Duo Cable outlet



COD.	DESCRIZIONE / DESCRIPTION		
07.2134301000	**EXIT DUO PASSACAVO C/DOPPIO ACCESSO** */ ALUM.CABLE OUTLET EXIT DUO 320X110X25*	1 PZ	5 PZ

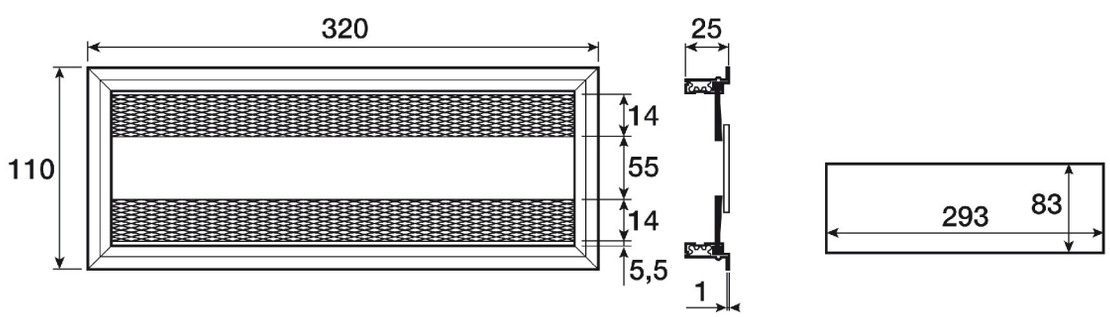

ART. - ITEM
07.21414

EXIT ECO passacavi 100X100
EXIT ECO cable outlet 100X100

EXIT ECO passacavi 100X100
EXIT ECO cable pass 100X100



COD.	DESCRIZIONE / DESCRIPTION		
07.2141410000	**EXIT ECO PASSACAVI 100X100X16 MM.** */ CABLE OUTLET EXIT EXO 100X100X16 MM.*	1 PZ	5 PZ

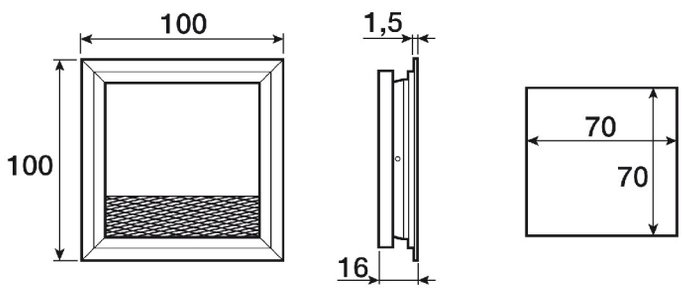

ART. - ITEM
07.214143

EXIT ECO passacavi 320X100
EXIT ECO cable outlet 320X100

EXIT ECO passacavi 320X100
EXIT ECO passacavi 320X100



COD.	DESCRIZIONE / DESCRIPTION		
07.2141432000	**EXIT ECO PASSACAVI 320X100X16 MM.** */ CABLE OUTLET EXIT ECO 320X100X16 MM.*	1 PZ	5 PZ

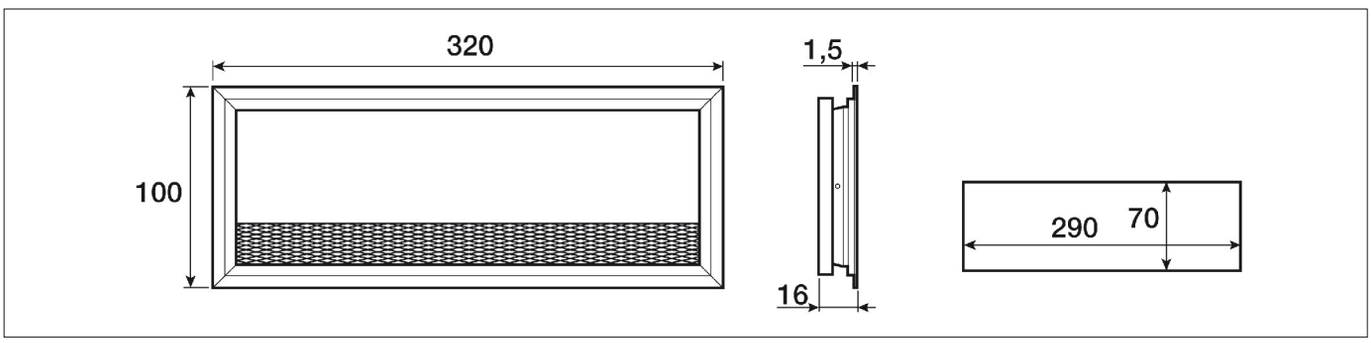

ART. - ITEM
07.2098

Supporto passacavi orizzontale
Black cable holder horizontal

Supporto passacavi orizzontale
Black horizontal cable holder



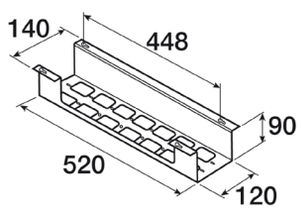

COD.	DESCRIZIONE / DESCRIPTION		
07.2098075000	**SUPPORTO UBOX L.520 MM.** */ CABLE HOLDER UBOX L.520 MM.*	1 PZ	5 PZ

ART. - ITEM
07.2098466

Supporto passsacavi L.91
Cable holder support L.91

Supporto passacavi orizzontale L.91
Horizontal cabler holder L.91



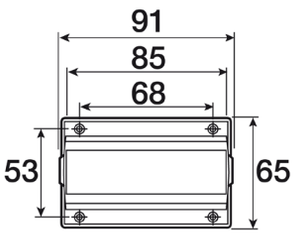

COD.	DESCRIZIONE / DESCRIPTION		
07.2098466041	**SUPPORTO PER CAVI "CATCH UP"L.91 MM NERO** / *CABLE HOLDER CATCH UP L.91 MM BLACK*	1 PZ	25 PZ
07.2098488039	**SUPPORTO PER CAVI"CATCH UP" L.91 MM ALL.** / *CABLE HOLDER CATCH UP L.91 MM ALUMINUM*	1 PZ	25 PZ

ART. - ITEM
07.2098688

Supporto passacavi L.135
Cable holder support L.135

Supporto passacavi orizzontale L.135
Horizontal cable Holder L.135



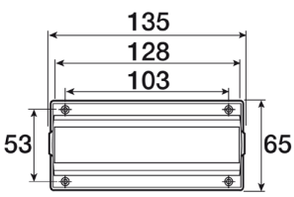

COD.	DESCRIZIONE / DESCRIPTION		
07.2098666041	**SUPPORTO PER CAVI"CATCH UP"L.135 MM NERO** / *CABLE HOLDER CATCH UP L.135 MM BLACK*	1 PZ	25 PZ
07.2098688039	**SUPPORTO PER CAVI"CATCH UP"L.135 MM ALLU** / *CABLE HOLDER CATCH UP L.135 MM ALUMINUM*	1 PZ	25 PZ

ART. - ITEM
07.1105

Ruota in nylon
Nylon castor

Ruota doppia in nylon. Portata 25Kg.
Nylon double castor. Load capacity 25Kg.

DATI TECNICI/TECHNICAL DATA mm	
KG	Kg25



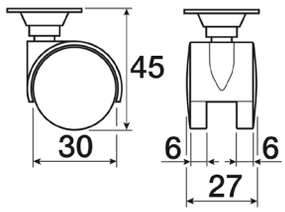

COD.	DESCRIZIONE / DESCRIPTION		
110529	**RUOTA NERA Ø30 PIASTRA 28 X 28** / *DOUBLE NYLON CASTOR Ø30 W/PLATE 28X28*	24 PZ	200 PZ

ART. - ITEM
07.0200M

Ruota in nylon
Nylon castor

Ruota doppia in nylon con piastra. Portata 20kg.
Nylon double castor with plate. Load capacity 20kg.

DATI TECNICI/TECHNICAL DATA mm			
Ø	40	45	50
A	19	27	27
B	30X30	38X38	38X38
C	45	46	56
H	56	60	67
KG	Kg20	Kg25	Kg35



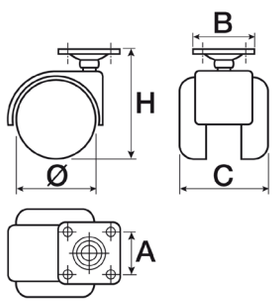

COD.	DESCRIZIONE / DESCRIPTION		
07.0200MP4041	**RUOTA DOPPIA ART.183 MM40 CON PIASTRA 30** / *DOUBLE CASTOR MM.40 W/PLATE 30X30*	24 PZ	200 PZ
07.0200MP4541	**RUOTA DOPPIA ART.183 MM45 C/P. 38X38** / *DOUBLE CASTOR MM.45 W/PLATE 38X38*	24 PZ	150 PZ
07.0200MP5041	**RUOTA DOPPIA ART.183 MM50 CON PIASTRA** / *DOUBLE CASTOR MM.50 W/PLATE 38X38*	24 PZ	150 PZ

ART. - ITEM
07.0201

Ruota in nylon con freno. Portata 20kg.
Nylon castor with brake. Load capaciti 20kg.

Ruota doppia in nylon con piastra e freno.
Nylon double castor with plate and brake.

DATI TECNICI/TECHNICAL DATA mm	
Ø	50
A	27
B	38X38
C	56
H	67
KG	Kg35



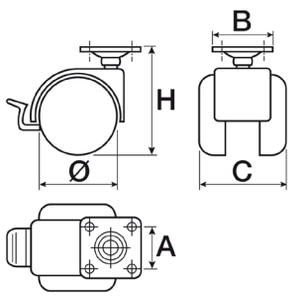

COD.	DESCRIZIONE / DESCRIPTION		
07.0201MP5041	**RUOTA DOPPIA ART.184 MM50 CON PIASTRA 38** / *CASTOR ART.184 MM.50 W/PL. 38X38 W/BRAKE*	24 PZ	150 PZ

ART. - ITEM
07.0200

Ruota in nylon
Nylon castor

Ruota doppia realizzata in nylon con portata 25Kg.
Nylon double castor with 25Kg load capacity.

DATI TECNICI/TECHNICAL DATA mm	
Ø	45
H	52
L	58
L1	44
KG	Kg25



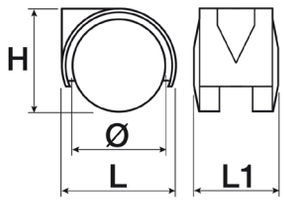

COD.	DESCRIZIONE / DESCRIPTION		
07.0200004541	**RUOTA DOPPIA ART.400 Ø45** / *BLACK CASTOR ART.400 Ø45*	24 PZ	200 PZ

ART. - ITEM
07.0202

Ruota in nylon
Nylon castor

Ruota doppia in nylon.
Nylon double castor.

DATI TECNICI/TECHNICAL DATA mm	
Ø	50
H	58
L	68
L1	55
KG	Kg35



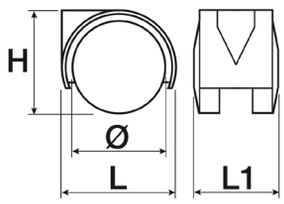

COD.	DESCRIZIONE / DESCRIPTION		
07.0202005041	**RUOTA DOPPIA ART.750 Ø50** / *BLACK DOUBLE CASTOR ART.750 Ø50*	24 PZ	150 PZ

ART. - ITEM
07.0202-40

Ruota in nylon
Nylon castor

Ruota doppia in nylon.
Nylon double castor.

DATI TECNICI/TECHNICAL DATA mm	
Ø	38
H	42
L	48
L1	37
KG	Kg18



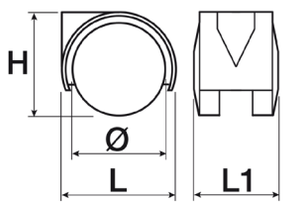

COD.	DESCRIZIONE / DESCRIPTION		
07.0202004041	**RUOTA DOPPIA ART.500 RIV.Ø38 (CTL)** / *BLACK DOUBLE CASTOR ART.500 Ø38*	24 PZ	200 PZ

ART. - ITEM
07.0204

Ruota in nylon
Nylon castor

Ruota doppia in nylon con portata 12Kg.
Nylon double castor with 12Kg load capacity.

DATI TECNICI/TECHNICAL DATA mm	
Ø	38
H	42
L	48
L1	36
KG	Kg12



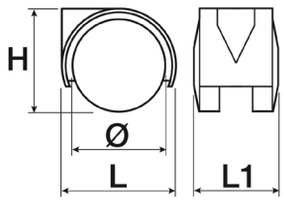

COD.	DESCRIZIONE / DESCRIPTION		
07.0204003841	**RUOTA ART.500 ABBOTT.NERA Ø38** / *BLACK DOUBLE CASTOR ART.500 Ø38*	24 PZ	200 PZ

ART. - ITEM
07.0220

Perno filettato per ruota
Castor threaded pin

Perno filettato per ruota.
Threaded pin for castor.



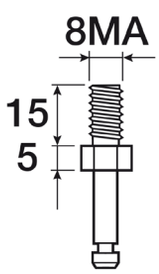

COD.	DESCRIZIONE / DESCRIPTION		
07.0220000009	**SOLO PERNO 8MAX15 X RUOTA PLASTICA** / *PIN 8MAX15 FOR PLASTIC CASTOR 8MAX15*	24 PZ	200 PZ

ART. - ITEM
07.0221

Perno godronato per ruota
Castor knurled pin

Perno godronato per ruota.
Pin for castor.



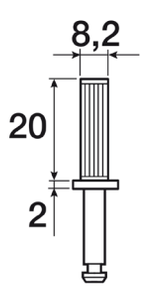

COD.	DESCRIZIONE / DESCRIPTION		
07.0221000809	**SOLO PERNO ZIGRINATO X RUOTA** / *PIN FOR CASTOR*	24 PZ	200 PZ

ART. - ITEM
07.0222

Attacco piastra con gambo
Striker plate with pin

Attacco piastra con gambo per ruota.
Striker plate with pin for castor.

DATI TECNICI/TECHNICAL DATA mm	
L	38



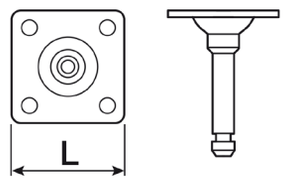

COD.	DESCRIZIONE / DESCRIPTION		
07.0222383809	**PIASTRINA 38X38** / *PLATE 38X38 WITH PIN*	24 PZ	200 PZ

ART. - ITEM
07.F1125

Ruota in nylon
Nylon castor

Doppia ruota in PA autofrenante (ricoperta in TPU).
PA double castor with brake (covered with TPU).

DATI TECNICI/TECHNICAL DATA mm	
Ø	50
C	55
H	57,5



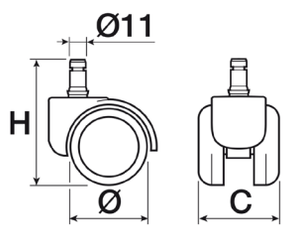

COD.	DESCRIZIONE / DESCRIPTION	
07.F112527856	**DOPPIA RUOTA Ø50 AUTOFRENANTE GAMBO 11** / *DOUBLE CASTOR Ø50 WITH BRAKE + PIN 11MM*	25 PZ

ART. - ITEM
07.0210

Ruota ottonata
Brassed castor

Ruota monolitica in polimero termoplastico con supporto in lamiera stampata e ottonata.
Monolithic thermoplastic polymer castor with steel and brassed support.

DATI TECNICI/TECHNICAL DATA mm		
Ø	35	50
H	53	67
L	55	65
KG	Kg10	Kg15



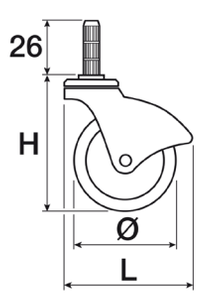

COD.	DESCRIZIONE / DESCRIPTION		
07.0210003502	**RUOTA L1 MM.35 OTTONATA** / *BRASSED CASTOR L1 MM.35*	4 PZ	100 PZ
07.0210005002	**RUOTA L1 DA MM.50 OTTONATA** / *BRASSED CASTOR L1 MM.50*	4 PZ	100 PZ

ART. - ITEM
07.0219

Ruota con supporto in ottone
Castor with brass support

Ruota in polipropilene con supporto in ottone.
Polypropylene castor with brass support.

DATI TECNICI/TECHNICAL DATA mm		
Ø	70	100
H	100	130



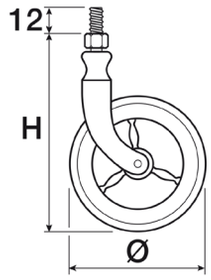

COD.	DESCRIZIONE / DESCRIPTION	
07.0219007000	**RUOTA Ø70 IN OTTONE** / *BRASS CASTOR Ø70*	4 PZ
07.0219010000	**RUOTA Ø100 IN OTTONE** / *BRASS CASTOR Ø100*	4 PZ

ART. - ITEM
07.1821

Rotella a sfera
Bearing castor

Rotella a sfera su piastra di ferro ottonato.
Bearing castor with brass-plated steel plate.

DATI TECNICI/TECHNICAL DATA mm				
Ø	26	31	36	45
KG	Kg15	Kg20	Kg25	Kg30
	15,6	17	21,3	26,6



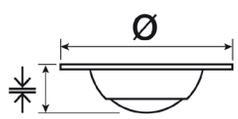

COD.	DESCRIZIONE / DESCRIPTION	
1821 2500	**RUOTA OCCHIO DI BUE DA MM.25 F.O.** / *BEARING CASTOR MM.25*	24 PZ
1821 3000	**RUOTA OCCHIO DI BUE DA MM.30 F.O.** / *BEARING CASTOR MM.30*	24 PZ
1821350012	**RUOTA OCCHIO DI BUE DA MM.35 F.O.** / *BEARING CASTOR MM.35*	24 PZ
1821400012	**RUOTA OCCHIO DI BUE DA MM.40 F.O.** / *BEARING CASTOR MM.40*	24 PZ

ART. - ITEM
07.1100

Ruota SPEEDY
SPEEDY castor

Speedy è una delle ruote considerate best sellers per la sua versatilità. Dal design semplice ed elegante si adatta ad ogni tipologia di arredamento da ufficio o da casa. Portata 50Kg.
Speedy is one of the best sellers castor for its versatility. Simple and elegant design is ideal for all types of furniture from office to home. Load capacity: 50Kg.

DATI TECNICI/TECHNICAL DATA mm		
KG	Kg50	Kg50



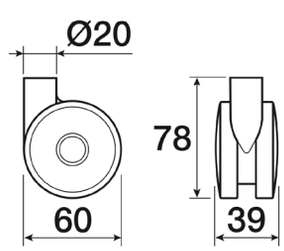

COD.	DESCRIZIONE / DESCRIPTION	
07.11006041AA	**RUOTA SPEEDY 60/20 LIB.SUP.E DISC.VERN.** / *SPEEDY CASTOR 60/20 ALUMINUM W/OUT BRAKE*	1 PZ
07.11006054GG	**RUOTA SPEEDY 60/20 LIB.SUP.E DISCO** / *SPEEDY CASTOR 60/20 GREY WITHOUT BRAKE*	1 PZ

ART. - ITEM
07.1102

Ruota SPEEDY
SPEEDY castor

Speedy è una delle ruote considerate best sellers per la sua versatilità. Dal design semplice ed elegante si adatta ad ogni tipologia di arredamento da ufficio o da casa, con freno. Portata 50Kg.
Speedy is one of the the best sellers castor for its versatility. Simple and elegant design is ideal for all types of furniture from office to home, with brake. Load capacity: 50Kg.



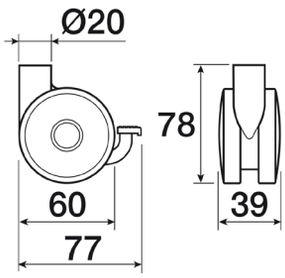

DATI TECNICI/TECHNICAL DATA mm

Kg	Kg50 Kg50

COD.	DESCRIZIONE / DESCRIPTION	
07.11026041AA	**RUOTA SPEEDY 60/20 C/FR.SUP.DISC.VER.ALL** / *SPEEDY CASTOR 60/20 ALUMINIUM W/BRAKE*	1 PZ
07.11026054GG	**RUOTA SPEEDY 60/20 C/FR.SUP.DISC.GRIGIO** / *SPEEDY CASTOR 60/20 GREY WITH BRAKE*	1 PZ

ART. - ITEM
07.1106

Attacco a piastra per SPEEDY
Plate for SPEEDY

Attacco a piastra per SPEEDY.
Striker plate for SPEEDY.



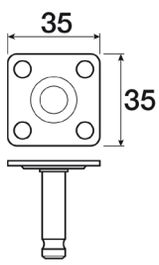

COD.	DESCRIZIONE / DESCRIPTION	
07.1106353509	**PIASTRA 35X35 G.10 PER SPEEDY SMONT.** / *PLATE 35X35 FOR SPEEDY CASTOR*	1 PZ

ART. - ITEM
07.1116

Ruota in gomma DISKY2
DISKY2 rubber castor

Disky 2 è un elegante ruota doppia. Il suo impiego è particolarmente adatto a cassettiere e tavolini o piccoli complementi d' arredo. Grazie alla vasta gamma cromatica di dischetti laterali in abs, soddisfa ogni esigenza estetica di progetto. Portata 50Kg.
Disky 2 is an elegant double castor. Its use is particularly suitable for drawe rs and tables or small complements of furniture. With a wide color range of abs side discs , satisfy aesthetic requirements of the project. Load capacity 50Kg.



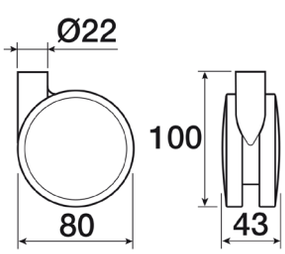

DATI TECNICI/TECHNICAL DATA mm

Kg	Kg70

COD.	DESCRIZIONE / DESCRIPTION	
07.11168054GA	**RUOTA DISKY 2 VER.LIB.R.GOMMA GRIGIA D.A** / *DISKY 2 CASTOR GREY/ALUM. WITHOUT BRAKE*	1 PZ

ART. - ITEM
07.1118

Ruota in gomma DISKY2
DISKY2 rubber castor

Disky 2 è un elegante ruota doppia. Il suo impiego è particolarmente adatto a cassettiere e tavolini o piccoli complementi d' arredo. Grazie alla vasta gamma cromatica di dischetti laterali in abs, soddisfa ogni esigenza estetica di progett, con freno. Portata 50Kg.
Disky 2 is an elegant double castor. Its use is particularly suitable for dra wers and tables or small complements of furniture. With a wide color range of abs side discs , satisfy aesthetic requirements of the project, with brake. Load capacity 50Kg.



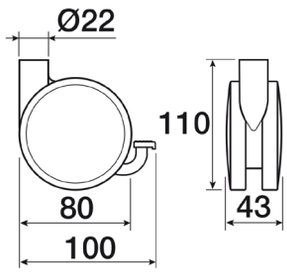

DATI TECNICI/TECHNICAL DATA mm

Kg70

COD.	DESCRIZIONE / DESCRIPTION	
07.11188054GA	**RUOTA DISKY 2 VER.C/FR.R.GOMMA GRIGIA D.** */ DISKY 2 CASTOR GREY/ALUM. WITH BRAKE*	1 PZ

ART. - ITEM
07.1120

Attacco piastra con gambo
Plate with pin

Attacco piastra con gambo per DISKY 2.
Striker plate with pin for DISKY 2.



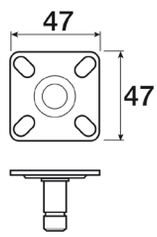

COD.	DESCRIZIONE / DESCRIPTION	
07.1120353509	**PIASTRA RIBATT.47X47 G.10 DISKY 2 SMONT.** */ PLATE 47X47 FOR DISKY 2 CASTOR*	1 PZ

ART. - ITEM
07.0225

Ruota fissa Ø32
Fixed castor Ø32

Supporto a staffa fissa in acciaio stampato zincato. Ruota in termoplastico nero.
Fixed bracket support in galvanized pressed steel. Castor in black thermoplastic.

DATI TECNICI/TECHNICAL DATA mm

Kg12



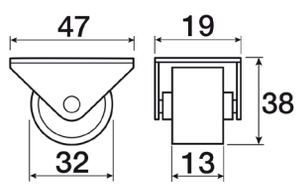

COD.	DESCRIZIONE / DESCRIPTION		
07.0225003241	**RUOTA FISSA Ø32** */ FIXED CASTOR Ø32*	24 PZ	500 PZ

ART. - ITEM
07.0227

Ruota fissa Ø25
Fixed castor Ø25

Supporto a staffa fissa in acciaio stampato zincato. Ruota in termoplastico nero.
Fixed bracket support in galvanized pressed steel. Castor in black thermoplastic.

DATI TECNICI/TECHNICAL DATA mm

Kg10



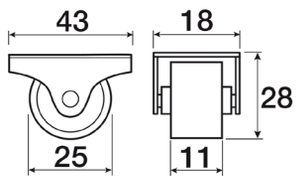

COD.	DESCRIZIONE / DESCRIPTION		
07.0227002541	**RUOTA FISSA Ø25** / *FIXED CASTOR Ø25*	24 PZ	500 PZ

ART. - ITEM
07.0226

Ruota in moplen
Moplen castor

Ruota in moplen.
Moplen castor.



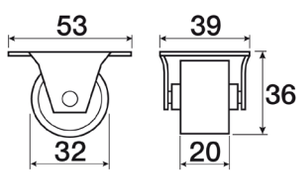

COD.	DESCRIZIONE / DESCRIPTION		
07.0226003241	**RUOTA Ø32 NERO** / *BLACK CASTOR Ø32*	24 PZ	200 PZ

ART. - ITEM
07.02310

Ruota in gomma grigia
Grey rubber castor

Ruota in gomma grigia con mozzo in lamiera zinco cromato e rivettato. Piastra girevole.
Grey rubber castor with zinc plated steel hub. Turning plate.

DATI TECNICI/TECHNICAL DATA mm			
Ø	40	50	60
H	62	67	93
L	47	42	60
L1	47	42	60
KG	Kg30	Kg35	Kg35



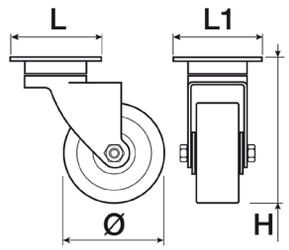

COD.	DESCRIZIONE / DESCRIPTION	
07.0231004000	**RUOTA Ø40 GOMMA GRIGIA PIASTRA GIREVOLE** / *GREY RUBBER CASTOR Ø40 W/SWIVEL PLATE*	1 PZ
07.0231005000	**RUOTA Ø50 GOMMA GRIGIA PIASTRA GIREVOLE** / *GREY RUBBER CASTOR Ø50 W/SWIVEL PLATE*	1 PZ
07.0231006000	**RUOTA Ø60 GOMMA GRIGIA PIASTRA GIREVOLE** / *GREY RUBBER CASTOR Ø60 W/SWIVEL PLATE*	1 PZ

ART. - ITEM
07.02301

Ruote in gomma grigia
Grey rubber castor

Ruota in gomma grigia con mozzo in lamiera zinco cromato. Piastra fissa.
Grey rubber castor with zinc plated steel hub. Fixed plate.

DATI TECNICI/TECHNICAL DATA mm		
Ø	40	50
H	57	67
L	42	42
L1	45	45
KG	Kg30	Kg35



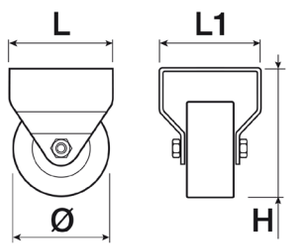

COD.	DESCRIZIONE / DESCRIPTION	
07.0230004000	**RUOTA Ø40 GOMMA GRIGIA PIASTRA FISSA** / *GREY RUBBER CASTOR Ø40 W/FIXED PLATE*	1 PZ
07.0230005000	**RUOTA Ø50 GOMMA GRIGIA PIASTRA FISSA** / *GREY RUBBER CASTOR Ø50 W/FIXED PLATE*	1 PZ

ART. - ITEM
07.02280

Ruota in gomma con freno
Grey rubber castor

Ruota in gomma grigia con mozzo in lamiera zinco cromato e rivettato. Freno anteriore.
Grey rubber castor with zinc plated metal riveted hub. Front brake.

DATI TECNICI/TECHNICAL DATA mm		
Ø	50	60
H	67	93
L	42	60
L1	42	60
KG	Kg35	Kg35



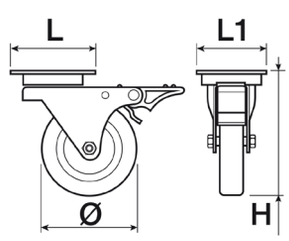

COD.	DESCRIZIONE / DESCRIPTION	
07.0228005000	**RUOTA GIREVOLE Ø50/18 MPF GRIGIA FR.ANT** / *ZINC PL.SWIVEL CASTOR Ø50 W/BRAKE*	1 PZ
07.0228006000	**RUOTA TBMP 60 C.G. CON FRENO** / *ZINC PL.SWIVEL CASTOR Ø60 W/BRAKE*	1 PZ

ART. - ITEM
07.0231

Ruota in gomma nera
Black rubber castor

Ruota in gomma nera con mozzo in lamiera zinco cromato e rivettato. Piastra girevole.
Solid black rubber castor, with zinc-plated and riveted hub. Turning plate.



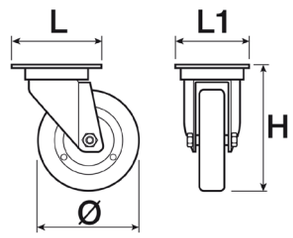

DATI TECNICI/TECHNICAL DATA mm			
Ø	80	100	125
H	107	128	155
L	100	100	117
L1	83	83	85
KG	Kg65	Kg80	Kg120

COD.	DESCRIZIONE / DESCRIPTION	
07.0231008000	**RUOTA Ø80 PIASTRA GIREVOLE** / *CASTOR Ø80 W/SWIVEL PLATE*	1 PZ
07.0231010000	**RUOTA Ø100 PIASTRA GIREVOLE** / *CASTOR Ø100 W/SWIVEL PLATE*	1 PZ
07.0231012500	**RUOTA Ø125 PIASTRA GIREVOLE** / *CASTOR Ø125 W/SWIVEL PLATE*	1 PZ

ART. - ITEM
07.0230

Ruota in gomma nera
Black rubber castor

Ruota in gomma nera con mozzo in lamiera zinco cromato e rivettato. Piastra fissa.
Solid black rubber castor, with zinc-plated and riveted hub. Fixed plate.



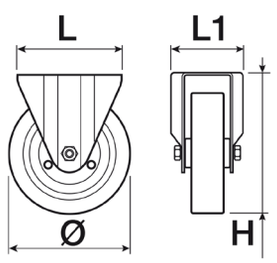

DATI TECNICI/TECHNICAL DATA mm		
Ø	80	100
H	107	128
L	100	100
L1	83	83
KG	Kg65	Kg80

COD.	DESCRIZIONE / DESCRIPTION	
07.0230008000	**RUOTA Ø80 PIASTRA FISSA** / *BLACK RUBBER CASTOR Ø80 W/FIXED PLATE*	1 PZ
07.0230010000	**RUOTA Ø100 PIASTRA FISSA** / *BLACK RUBBER CASTOR Ø100 W/FIXED PLATE*	1 PZ

ART. - ITEM
07.0228

Ruota in gomma con freno
Black rubber castor

Ruota in gomma nera con mozzo in lamiera zinco cromato e rivettato. Freno anteriore.
Solid rubber castor, with zinc-plated and riveted hub. Front brake.



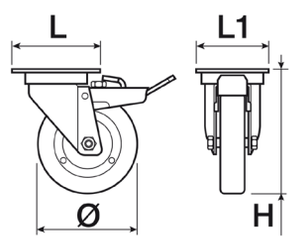

DATI TECNICI/TECHNICAL DATA mm		
Ø	80	100
H	107	128
L	100	100
L1	83	83
KG	Kg65	Kg80

COD.	DESCRIZIONE / DESCRIPTION	
07.0228008000	**RUOTA Ø80 CON FRENO PIASTRA GIREVOLE** / *ZINC PL.SWIVEL CASTOR Ø80 W/BRAKE*	1 PZ
07.0228010000	**RUOTA Ø100 CON FRENO PIASTRA GIREVOLE** / *ZINC PL.SWIVEL CASTOR Ø100 W/BRAKE*	1 PZ

08 Utensileria *Tools*

PAG.



Utensili manuali 587÷605
Manual tools



Abrasivi 606÷608
Abrasive



Punte e lame 609÷617
Drill bits and blades



Utensili elettrici 618÷619
Electric tools



Chiodi e nastri adesivi 620÷623
Nails and adhesive tapes



Film estensibile e pennelli 624÷626
Stretch film and brush

INDICE *INDEX*

Cod.	Pag.
07.0660000200	587
08.0065335000	589
08.0065337000	589
08.0065338000	589
08.0065478000	589
08.0065480000	589
08.0065481000	589
08.0065482000	589
08.0069251000	590
08.0069256000	590
08.0084055000	591
08.0115140000	592
08.0224640000	593
08.0380061500	620
08.0380061700	620
08.0380062500	620
08.0380081800	620
08.0382002000	620
08.0382002500	620
08.0382003000	620
08.0386003000	621
08.0386003500	621
08.0386004000	621
08.0386MG1500	621
08.0386MG2000	621
08.0386MG2500	621
08.0386MG3000	621
08.0390801200	621
08.0390801400	621
08.0390903500	622
08.0390904000	622
08.0400500660	622
08.0400501320	622
08.0402505000	623
08.0406001900	623
08.0406002500	623
08.0406003000	623
08.0406003800	623
08.0406005000	623
08.040T500660	622
08.040T501320	622
08.0410012544	624
08.0412000000	624
08.0660000300	587
08.0660000500	587
08.0662000100	588
08.0662000200	588
08.0662P00200	589
08.067200000A	601
08.067200000P	601
08.0672L01854	601
08.0672S01447	601
08.0672S01847	601
08.0672Z01854	601
08.0680A02000	598
08.0680A03000	598
08.0680A04000	598
08.0680A05000	598
08.0680A06000	598
08.0680A08000	598
08.0680A10000	598
08.0680A12000	598
08.0680A15000	598
08.101402S000	618
08.1710009000	605
08.1713023000	605
08.5233R00000	596
08.72295265000	618
08.C21ASR1800	606
08.C21ASR2400	606
08.C35CR00600	606
08.C35CR00800	606
08.C35CR01000	606
08.C35CR01200	606
08.C71F000800	607
08.C71F001000	607
08.C71F001200	607
08.C71F001500	607
08.C71F001800	607
08.C71F600800	607
08.C71F601000	607
08.C71F601200	607
08.C71F601500	607
08.DT42240XJ0	614
08.DT5921QZ00	610
08.DT7386QZ00	599
08.DT7387QZ00	599
08.DT7388QZ00	599
08.DT7969QZ00	601
08.F125250000	619
08.FDT2048000	613
08.FDT2052000	613
08.FDT2209QZ0	612
08.FDT2211QZ0	612
08.FDT2217QZ0	612
08.FDT2219QZ0	613
08.FDT6672000	609
08.FDT6675000	609
08.FDT6682000	609
08.FDT6684000	609
08.FDT6685000	609
08.FDT6687000	609
08.FDT6690000	609
08.FDT6692000	609
08.SAABAF0000	608
08.SAABAM0000	608
08.SPABAF0000	608
08.SPABAM0000	608
08.TIPOT0AF00	608
08.TIPOT0AVF0	608
08.TIPOT0SUF0	608
10002	603
10.150	596
10.151	596
10.280	596
10.409	597
10.418	597
11.300	597
11.301	597
114 150	625
114 200	625
114 250	625
11.916	598
14.0410000040	624
14.0410000044	624
15.281	592
16.251	594
16.252	594
16.253	594
16.254	594
16.255	594
16.256	594
16.257	594
16.258	594
16.259	594
16.260	594
16.261	594
2 539 020	625
2 539 030	625
2 539 040	625
2 539 050	625
2 539 060	625
2 539 070	625
274640001	600
274640002	600
274640003	600
283300000	600
283880075	600
28.590	597
286300001	600
286300002	600
286300003	600
28.910	602
28.911	602
28.912	602
28.913	602
28.914	602
28.915	602
28.916	602
28.956	602
3 311 004	626
3 311 006	626
3 311 008	626
3 311 010	626
3 311 012	626
3 311 014	626
30.299	587
30.687	587
30.697	587
32.189	588
33.681	588
33.684	588
350500240	591
413500000	593
417500000	593
440200100	610
440200150	610
440200200	610
440200250	610
440200300	610
440200350	610
440200400	610
440200450	610
440200500	610
440200550	610
440200600	610
440200650	610
440200700	610
440200800	610
440200900	610
440200954	610
45.686	603
45.687	603
485700003	611
485700004	611
485700005	611
485700006	611
485700007	611
485700008	611
485700009	611
485700010	611
485700012	611
506QCEL7	599
51.171	594
51.172	594
51.173	594
51.174	594
51.175	594
512QCEL7	599
514200040	595
514200060	595
518QCEL7	599
522400180	591
522900220	592
524QCEL7	599
52600000	590
536QCEL7	599
54.684	595
54.685	595
54.686	595
550QCEL7	599
600057	604
626700500	604
626900050	604
63502106080	617
63502118016	617
63502126013	615
63502127017	616
63502133040	614
63502134030	614
63502151030	615
63502152030	615
63502160030	616
63502161030	616
692500002	602
69381	595
9270	603
EXHS09026	611
EXHS09035	611
EXHS09040	611

DEWALT

Comferut
ACCESSORI PER MOBILI

RIVENDITORI AUTORIZZATI Authorized Dealer
CHIEDICI IL CATALOGO Ask for the catalogue



CONTATTA IL TUO AGENTE DI RIFERIMENTO O IL NOSTRO UFFICIO COMMERCIALE

PER RICEVERE LE PROMOZIONI:

commerciale@comferut.it

SCOPRI ANCHE TUTTE LE NOVITÀ DEWALT SU:

WWW.COMFERUT.IT

CONTACT YOUR AGENT OR OUR SALES OFFICE

FOR COMMERCIAL PROMOTIONS:

commerciale@comferut.it

DISCOVER DEWALT NEWS ON:

WWW.COMFERUT.IT



SOLO QUALCHE ESEMPIO DELL'AMPIA GAMMA DEWALT PER IL LEGNO

Only some examples of our wide DeWalt Wood range



ART. - ITEM
08.0660

Flessometro POWERLOCK
POWERLOCK flexometer

Flessometro POWERLOCK con cassa in acciaio. Nastro in acciaio al carbonio rivestito in Mylar. Clip di aggancio.
POWERLOCK flexometer with stainless steel case. Carbon steel coated tape. Hooking clip.

DATI TECNICI/TECHNICAL DATA mm

↔	Mt.2	Mt.3	Mt.5



COD.	DESCRIZIONE / DESCRIPTION	
07.0660000200	**FLESSOMETRO ART.33.192 MT.2 POWERLOCK** / *POWERLOCK FLEXOMETER 2MT*	1 PZ
08.0660000300	**FLESSOMETRO ART.33.218 MT.3 POWERLOCK** / *POWERLOCK FLEXOMETER 3MT*	1 PZ
08.0660000500	**FLESSOMETRO ART.33.194 MT.5 POWERLOCK** / *POWERLOCK FLEXOMETER 5MT*	1 PZ

ART. - ITEM
08.30299

Flessometro EUROLOCK
EUROLOCK flexometer

Cassa in materiale sintetico. Compatto, colore ad altissima visibilità.
Plastic case. Compact, high visibility colour.



COD.	DESCRIZIONE / DESCRIPTION	
30.299	**FLESSOMETRO EUROLOCK 3MT** / *EUROLOCK FLEXOMETER 3M*	1 PZ

ART. - ITEM
08.30687

Flessometro TYLON
TYLON flexometer

Cassa in ABS antiurto, molto compatta. Rivestimento completo in gomma antiscivolo. Nastro di qualità professionale con verniciatura polimerizzata e rivestito con pellicola in materiale sintetico Tylon (spessore 0,14mm). Clip di aggancio.
Very compact ABS case. Full lining non-slip rubber. Tape professional quality paint cured and coated with Tylon plastic film (thickness 0.14 mm). Hooking clip.



COD.	DESCRIZIONE / DESCRIPTION	
30.687	**FLESSOMETRO TYLON ABS 3MT** / *TYLON ABS FLEXOMETER 3M*	1 PZ
30.697	**FLESSOMETRO TYLON ABS 5MT** / *TYLON ABS FLEXOMETER 5M*	1 PZ

ART. - ITEM
08.32189

Flessometro SUNFLEX
SUNFLEX flexometer

Cassa in mat.sintetico con uscita tangenziale del nastro.
Synthetic case with tangential exit of the tape.



COD.	DESCRIZIONE / DESCRIPTION	
32.189	**FLESSOMETRO SUNFLEX 3MT** / *SUNFLEX FLEXOMETER 3M*	1 PZ

ART. - ITEM
08.33681

Flessometro FATMAX
FATMAX flexometer

Cassa ergonomica in bi-componente antiscivolo. Nastro a spessore maggiorato (0,13mm) con rivestimento in Mylar. Clip di aggancio.
Bi-component anti-slip ergonomic case. Tape with increased thickness (0,13mm) with Mylar coated. Hooking clip.



COD.	DESCRIZIONE / DESCRIPTION	
33.681	**FLESSOMETRO FATMAX 3MT** / *FATMAX FLEXOMETER 3M*	1 PZ
33.684	**FLESSOMETRO FATMAX 5MT** / *FATMAX FLEXOMETER 5M*	1 PZ

ART. - ITEM
08.0662A

Metro in legno
Wooden meter

Metro in legno professionale con perni invisibili e molle ottonate. Spessore 3,3mm. Molla graduate per angoli sulla prima asta.
Professional wooden meter with invisible pins and brassed springs. Thickness 3,3mm. Graduate spring for angles.

DATI TECNICI/TECHNICAL DATA mm		
↔	Mt.1	Mt.2



COD.	DESCRIZIONE / DESCRIPTION	
08.0662000100	**METRO IN LEGNO 1MT ART.4110** / *WOODEN METER L.1MT*	1 PZ
08.0662000200	**METRO IN LEGNO 2MT ART.4118** / *WOODEN METER L.2MT*	1 PZ

ART. - ITEM
08.0662P

Metro in plastica
Plastic meter

Metro a 10 stecche in plastica speciale flessibile, resistente, rinforzata con fibra di vetro. Con molle.
Meter with 10 plastic board, flexible, resistant, glass-fiber reinforced. With springs.

DATI TECNICI/TECHNICAL DATA mm

↔	Mt.2



COD.	DESCRIZIONE / DESCRIPTION	
08.0662P00200	**METRO IN PLASTIFLEX 2MT ART.4141** */ PLASTIFLEX METER L.2MT*	1 PZ

ART. - ITEM
08.00654

Giravite FATMAX
FATMAX screwdriver

Lama in acciaio al cromo vanadio di ottima qualità per un grande serraggio e massima resistenza. Grande impugnatura morbida antiscivolo e zigrinata saldata allalama. Estremità tonda e morbida per il massimo comfort d'uso. Lama STANDARD.
Chrome vanadium blade built with high quality for a great tightening and maximum strength. Large and knurled rubber grip welded to the blade. Round and soft end for maximum comfort using. STANDARD blade.



COD.	DESCRIZIONE / DESCRIPTION	
08.0065478000	**GIRAVITE FAT MAX-L STD 2,5X75MM** */ FATMAX-L STD SCREWDRIVER 2,5X75MM*	1 PZ
08.0065480000	**GIRAVITE FAT MAX-L STD 3X75MM** */ FATMAX-L STD SCREWDRIVER 3,0X75MM*	1 PZ
08.0065481000	**GIRAVITE FAT MAX-L STD 4X125MM** */ FATMAX-L STD SCREWDRIVER 4,0X125MM*	1 PZ
08.0065482000	**GIRAVITE FAT MAX-L STD 5,5X125MM** */ FATMAX-L STD SCREWDRIVER 5,5X125MM*	1 PZ

ART. - ITEM
08.00653

Giravite FATMAX
FATMAX screwdriver

Lama in acciaio al cromo vanadio di ottima qualità per un grande serraggio e massima resistenza. Grande impugnatura morbida antiscivolo e zigrinata saldata allalama. Estremità tonda e morbida per il massimo comfort d'uso. Lama POZIDRIV.
Chrome vanadium blade built with high quality for a great tightening and maximum strength. Large and knurled rubber grip welded to the blade. Round and soft end for maximum comfort using. POZIDRIV blade.



COD.	DESCRIZIONE / DESCRIPTION	
08.0065335000	**GIRAVITE FAT MAX-L PZD 1,0X100MM** */ FATMAX-L PZD SCREWDRIVER 1,0X100MM*	1 PZ
08.0065337000	**GIRAVITE FAT MAX-L PZD 2,0X125MM** */ FATMAX-L PZD SCREWDRIVER 2,0X125MM*	1 PZ
08.0065338000	**GIRAVITE FAT MAX-L PZD 3,0X150MM** */ FATMAX-L PZD SCREWDRIVER 3,0X150MM*	1 PZ

ART. - ITEM
08.69251

Set chiavi maschio
Allen key set

Set 8 chiavi maschio esagonale, piegate, corte con supporto in plastica. Composto da: 1,5 - 2 - 2,5 - 3 - 4 - 5 - 5,5 - 6 mm.
8 pieces short allen key set with plastic case.Consisting of: 1,5 - 2 - 2,5 - 3 - 4 - 5 to 5.5 - 6 mm.



COD.	DESCRIZIONE / DESCRIPTION	
08.0069251000	**SET 8 CHIAVI MASCHIO ESAG.PIEGATE CORT** / *SHORT ALLEN KEY SET 8PCS*	1 PZ

ART. - ITEM
08.69256

Set chiavi maschio
Allen key set

Set 9 chiavi maschio esagonale, lunghe con testa sferica. Supporto in plastica. Composto da: 1,5 - 2 - 2,5 - 3 - 4 - 5 - 6 - 8 - 10 mm.
9 pieces long allen key set with round head. Plastic case. Consisting of: 1,5 - 2 - 2,5 - 3 - 4 - 5 - 6 - 8 - 10 mm.



COD.	DESCRIZIONE / DESCRIPTION	
08.0069256000	**SET 9 CHIAVI ESAG.LUNGHE C/TESTA SFERI** / *LONG ALLEN KEY W/CYLINDRIC HEAD SET 9PCS*	1 PZ

ART. - ITEM
08.5260

Assortimento di chiavi esagonali a L
Allen key set

Assortimento di chiavi esagonali. 9 pezzi in clip a due componenti.

Allen key set. 9 pieces with two-components clip.



COD.	DESCRIZIONE / DESCRIPTION	
52600000	**ASSORTIMENTO CHIAVI ESAG. 1,5-10** / *ALLEN KEY SET, METRIC 1,5-10*	1 PZ

ART. - ITEM
08.0084

Pinze universali DYNAGRIP
DYNAGRIP universal plier

In acciaio indurito e temprato. Manici ergonomici bi-material. Ganasce forgiate in acciaio al carbonio.
Hardened and tempered steel. Ergonomic handles. Carbon steel jaws forged.



COD.	DESCRIZIONE / DESCRIPTION	
08.0084055000	**PINZA UNIVERSALE BI-MAT 180mm** / *UNIVERSAL PLIER BI-MAT 180MM*	1 PZ

ART. - ITEM
08.3505

Pinza regolabile
Adjustable plier

In acciaio Cromo-Vanadio. Speciale finitura delle ganasce per consentire una perfetta aderenza su tutto il campo di presa. Snodo a doppia guida scorrevole regolabile in 7 punti per consentire un posizionamento preciso e sincronizzato. Forma ergonomica di ottima maneggevolezza. Impugnature forgiate e profilate con struttura antiscivolo per il massimo rendimento anche in condizioni di lavoro difficili.
Chrome-Vanadium steel. Special finish of the jaws to allow a perfect fit of the hold. Adjustable dual swiveling sliding rail with 7 steps to allow precised and synchronized positioning. Ergonomic shape for easy handling. Forged and contoured handles with non-slip texture for maximum efficiency even in hard working conditions.



COD.	DESCRIZIONE / DESCRIPTION	
350500240	**PINZA REGOLABILE ART.365GE MM.240** / *ADJUSTABLE PLIER 240MM*	1 PZ

ART. - ITEM
08.5224

Tenaglia spalla quadra
Square shoulder pincer

Tipo a spalla quadra. DIN ISO 9243. In acciaio forgiato. Testa e taglienti temperati.
Square shoulder model. DIN ISO 9243. Forged steel. Hardened head and cutting edges.



COD.	DESCRIZIONE / DESCRIPTION	
522400180	**TENAGLIA SPALLA QUADRA ART.626G MM.180** / *SQUARE SHOULDER PINCER 180MM ART.626G*	1 PZ

ART. - ITEM
08.5229

Tenaglia per cementisti
Pincer for cement layers

Tipo per cementisti. DIN ISO 92412. In acciaio, testa e taglienti temperati.
For cement layers. DIN ISO 92412. In steel. Hardened head and cutting edges.



COD.	DESCRIZIONE / DESCRIPTION	
522900220	**TENAGLIA CEMENTISTI ART.630E MM.220** / *PINCER FOR CEMENT LAYERS 220MM ART.630E*	1 PZ

ART. - ITEM
08.0115

Sega a dorso
Back saw

Sega a dorso con manico in legno. In acciao laminato e temperato, dentatura fine. Impugnatura diritta fissa.
Back saw with wooden handle. Rolled and hardened steel. Fine toothed. Straight fixed handle.



COD.	DESCRIZIONE / DESCRIPTION	
08.0115140000	**SEGA A DORSO 250MM** / *BACK SAW 250MM*	1 PZ

ART. - ITEM
08.15281

Segaccio JETCUT
JETCUT saw

Dentatura speciale con taglio in andata e ritorno. Impugnatura ergonomica bi-material con inserti in gomma morbida. Manico saldato ad ultrasuoni. Affilatura Hard Point.
Special toothing cut. Ergonomic handle bi-material with soft rubber inserts. Handle ultrasonically welded. Sharpening Hard Point.



COD.	DESCRIZIONE / DESCRIPTION	
15.281	**SEGACCIO JET CUT BI-MATERIAL 380MM** / *JET CUT BI-MATERIAL SAW 380MM*	1 PZ

ART. - ITEM
08.4135

Archetto per seghetto
Hacksaw

Archetto per seghetto con impugnatura anatomica in nylon e fibra di vetro. Per lame da 12. Telaio tubolare 20x10x1,2mm. Lama HSS lunga 300mm.
Hacksaw with anatomical nylon and fiberglass handle. 12 inch blade. Tubular frame 20x10x1,2mm. HSS blade length 300mm.



COD.	DESCRIZIONE / DESCRIPTION	
413500000	**SEGHETTO IMP. NYLON-VETRO - 12 C/L** / *HACKSAW NYLON-FIBERGLASS HANDLE 12 C/L*	1 PZ
417500000	**SEGHETTA X METALLI HSS 24 DENTI** / *HACKSAW FOR METALS HSS 24 TEETH*	1 PZ

ART. - ITEM
08.22464

Set 3 lime
3 rasp set

Lama in acciaio ad alto tenore di carbonio - per mantenere l'affilatura. Impugnatura bi-material e forata dal design ergonomico. Il set contiene: 1 lima piatta parallela taglio mezzodolce. 1 lima mezzotonda taglio mezzodolce. 1 lima triangolare taglio mezzodolce
Steel blade with high carbon content - for maintaining sharpness. Bi-material handle and perforated ergonomic design. The set contains: 1 flat parallel rasp . 1 half-round rasp . 1 triangular rasp



COD.	DESCRIZIONE / DESCRIPTION	
08.0224640000	**SET NR.3 LIME C/LAMA IN ACCIAIO** / *RASP SET 3PCS WITH STEEL BLADE*	1 PZ

ART. - ITEM
08.16251

Scalpello per legno FATMAX
FATMAX wood chisel

Lama in acciaio. Impugnatura morbida ergonomica il 50% più forte; per sicurezza e durata. Estremità dell'impugnatura in acciaio, per lavorare con un martello ed aumentare la forza applicata. Proteggilama.
Steel blade. Ergonomic soft grip, 50% stronger: more safety and durability. End of the grip made of steel, for working with a hammer and increase the applied force. Blade guard.



COD.	DESCRIZIONE / DESCRIPTION	
16.251	**SCALPELLO PER LEGNO FATMAX 6MM** / *FATMAX WOOD CHISEL 6MM*	1 PZ
16.252	**SCALPELLO PER LEGNO FATMAX 8MM** / *FATMAX WOOD CHISEL 8MM*	1 PZ
16.253	**SCALPELLO PER LEGNO FATMAX 10MM** / *FATMAX WOOD CHISEL 10MM*	1 PZ
16.254	**SCALPELLO PER LEGNO FATMAX 12MM** / *FATMAX WOOD CHISEL 12MM*	1 PZ
16.255	**SCALPELLO PER LEGNO FATMAX 14MM** / *FATMAX WOOD CHISEL 14MM*	1 PZ
16.256	**SCALPELLO PER LEGNO FATMAX 15MM** / *FATMAX WOOD CHISEL 15MM*	1 PZ
16.257	**SCALPELLO PER LEGNO FATMAX 16MM** / *FATMAX WOOD CHISEL 16MM*	1 PZ
16.258	**SCALPELLO PER LEGNO FATMAX 18MM** / *FATMAX WOOD CHISEL 18MM*	1 PZ
16.259	**SCALPELLO PER LEGNO FATMAX 20MM** / *FATMAX WOOD CHISEL 20MM*	1 PZ
16.260	**SCALPELLO PER LEGNO FATMAX 22MM** / *FATMAX WOOD CHISEL 22MM*	1 PZ
16.261	**SCALPELLO PER LEGNO FATMAX 25MM** / *FATMAX WOOD CHISEL 25MM*	1 PZ

ART. - ITEM
08.51171

Martello manico legno DIN1041
DIN1041 hammer

In acciaio forgiato e temperato, manico in legno duro con forma anatomica. Qualità fine.
Forged and hardened steel. Hardwood handle. Standard quality



COD.	DESCRIZIONE / DESCRIPTION	
51.171	**MARTELLO DIN1041 MANICO LEGNO 100GR** / *DIN1041 HAMMER WITH WOODEN HANDLE 100G*	1 PZ
51.172	**MARTELLO DIN1041 MANICO LEGNO 200GR** / *DIN1041 HAMMER WITH WOODEN HANDLE 200G*	1 PZ
51.173	**MARTELLO DIN1041 MANICO LEGNO 300GR** / *DIN1041 HAMMER WITH WOODEN HANDLE 300G*	1 PZ
51.174	**MARTELLO DIN1041 MANICO LEGNO 400GR** / *DIN1041 HAMMER WITH WOODEN HANDLE 400G*	1 PZ
51.175	**MARTELLO DIN1041 MANICO LEGNO 500GR** / *DIN1041 HAMMER WITH WOODEN HANDLE 500G*	1 PZ

ART. - ITEM
08.54684

Martello DYNAGRIP
DYNAGRIP hammer

DIN1041. Manico ergonomico con impugnatura in gomma zigrinata. Materiale sintetico in grado di assorbire le vibrazioni.
DIN1041. Ergonomic handle with textured rubber grip. Synthetic material able to absorb the vibrations.



COD.	DESCRIZIONE / DESCRIPTION	
54.684	**MARTELLO DIN1041 DYNAGRIP 200GR** / *DIN1041 DYNAGRIP HAMMER 200G*	1 PZ
54.685	**MARTELLO DIN1041 DYNAGRIP 300GR** / *DIN1041 DYNAGRIP HAMMER 300G*	1 PZ
54.686	**MARTELLO DIN1041 DYNAGRIP 500GR** / *DIN1041 DYNAGRIP HAMMER 500G*	1 PZ

ART. - ITEM
08.5142

Mazzuola in gomma
Rubber mallet

Mazzuola in gomma anti abrasiva con manico in frassino.
Anti-abrasive rubber mallet with ash handle.



COD.	DESCRIZIONE / DESCRIPTION	
514200040	**MAZZUOLA GOMMA ART.2789GT GR.310** / *ABRASIVE RUBBER MALLET 310G*	1 PZ
514200060	**MAZZUOLA GOMMA ART.2789GT GR.540** / *ABRASIVE RUBBER MALLET 540G*	1 PZ

ART. - ITEM
08.6938

Mazzuola in gomma
Rubber mallet

Mazzuola in gomma dura chiara indeformabile, battenti piani. Manico in frassino.Particolarmente indicata per lavori di montaggio e finitura senza lasciare tracce di gomma.
Mallet in light, hard, undeformable rubber. Flat striking surface. Ash wood handle. Especially suited to intallations and finishing as it does not leave any rubber trace.



COD.	DESCRIZIONE / DESCRIPTION	
69381	**MAZZUOLA GOMMA BIANCA GR.310 ART.2789G** / *WHITE RUBBER HAMMER 310G*	1 PZ

ART. - ITEM
08.5233

Cutter autobloccante
Self-locking cutter

Tipo professionale. Lama con movimento/bloccaggio a pulsante, con guide supplementari in acciaio per tagli precisi e stabili. Impugnatura zigrinata in materialerigido e morbido per una presa ottimale.
Professional model. Safety catch to extending/locking the blade. Steel additional guides for precise and stables cut. Knurled handle in rigid and soft dual component material assures very good grip.



COD.	DESCRIZIONE / DESCRIPTION	
08.5233R00000	**CUTTER AUTOBLOCCANTE 18MM ART.5233R** / *SELF-LOCKING CUTTER 18MM*	1 PZ

ART. - ITEM
08.10150

Cutter SM
SM cutter

Corpo in ABS. Blocca lama a dentatura obliqua.
ABS body. Blade-block system with oblique teeth.



COD.	DESCRIZIONE / DESCRIPTION	
10.150	**CUTTER IN ABS SM 9MM 12 ELEMENTI** / *ABS CUTTER 9MM 12 ELEMENTS*	1 PZ
10.151	**CUTTER ABS SM 18MM 8 ELEMENTI** / *ABS CUTTER 18MM 8 ELEMENTS*	1 PZ

ART. - ITEM
08.10280

Cutter autobloccante
Self-locking cutter

Corpo in ABS con telaio in acciaio antiruggine. Cursore a scorrimento morbido con click sonoro. Meccanismo autobloccante della lama per la massima sicurezza.
ABS body with rustproof steel frame. Slider with a soft click sound. Self-locking blade for maximum safety.



COD.	DESCRIZIONE / DESCRIPTION	
10.280	**CUTTER AUTOBLOCCANTE 18MM 8 ELEMENTI** / *SELF-LOCKING ABS CUTTER 18MM*	1 PZ

ART. - ITEM
08.10409

Cutter DYNAGRIP
DYNAGRIP cutter

Corpo in neoprene zigrinato antiscivolo e design ergonomico. Telaio in acciaio. Rotella bloccalama che lavora anche come cursore.
Neoprene knurled, non-slip and ergonomic body design. Steel frame. Wheel-locking blade that also works as a cursor.



COD.	DESCRIZIONE / DESCRIPTION	
10.409	**CUTTER MP DYNAGRIP 9MM 12 ELEMENTI** / *DYNAGRIP MP CUTTER 9MM*	1 PZ
10.418	**CUTTER MP DYNAGRIP 18MM 8 ELEMENTI** / *DYNAGRIP MP CUTTER 18MM*	1 PZ

ART. - ITEM
08.28590

Raschietto multiuso
Multipurpose scraper

In materiale sintetico. Impugnatura antiscivolo. Salvalama di protezione. Monta lame a trapezio art. 08.11916
Synthetic material. Non-slip grip. Blade protection. To use with trapezoidal blades art. 08.11916.



COD.	DESCRIZIONE / DESCRIPTION	
28.590	**RASCHIETTO MULTIUSO CON SALVALAMA** / *MULTIPURPOSE SCRAPER*	1 PZ

ART. - ITEM
08.11300

Lame in dispenser
Dispenser blade

Lame in dispenser per cutter.
Dispenser blade for cutters.



COD.	DESCRIZIONE / DESCRIPTION	
11.300	**LAME PER CUTTER 9MM** / *BLADES KIT FOR CUTTER 9MM 10PCS*	10 PZ
11.301	**LAME PER CUTTER 18MM** / *BLADES KIT FOR CUTTER 18MM 10PCS*	10 PZ

ART. - ITEM
08.11916

Lama a trapezio grande
Large trapezoidal blade

Lama a trapezio grande per raschietto art.08.28590.
Large trapezoidal blade for scaper art.08.28590.



COD.	DESCRIZIONE / DESCRIPTION	
11.916	**LAMA A TRAPEZIO GRANDE COD.11.916** / *TRAPEZOIDAL BLADE*	10 PZ

ART. - ITEM
08.0680

Strettoio per falegname
Carpenter clamp

Asta in acciaio al mangano silicio, corsoio in acciaio al carbonio, vite di manovra zincata e piattello inclinabile.
Silicon- manganese steel rod, carbon steel slide, zinc plated screw and tiltable plate.

DATI TECNICI/TECHNICAL DATA mm

L	20	30	40	50	60	80	100	120	150



COD.	DESCRIZIONE / DESCRIPTION	
08.0680A02000	**STRETTOIO ART.60 ALFA DA CM.20** / *CLAMP CM.20*	1 PZ
08.0680A03000	**STRETTOIO ART.60 ALFA DA CM.30** / *CLAMP CM.30*	1 PZ
08.0680A04000	**STRETTOIO ART.60 ALFA DA CM.40** / *CLAMP CM.40*	1 PZ
08.0680A05000	**STRETTOIO ART.60 ALFA DA CM.50** / *CLAMP CM.50*	1 PZ
08.0680A06000	**STRETTOIO ART.60 ALFA DA CM.60** / *CLAMP CM.60*	1 PZ
08.0680A08000	**STRETTOIO ART.60 ALFA DA CM.80** / *CLAMP CM.80*	1 PZ
08.0680A10000	**STRETTOIO ART.60 ALFA DA CM.100** / *CLAMP CM.100*	1 PZ
08.0680A12000	**STRETTOIO ART.60 ALFA DA CM.120** / *CLAMP CM.120*	1 PZ
08.0680A15000	**STRETTOIO ART.60 ALFA DA CM.150** / *CLAMP CM.150*	1 PZ

ART. - ITEM
08.33412

Morsetto a barra
Quick clamp

Morsetto unico con la possibilità di unire 2 morsetti per estendere l'apertura utile di bloccaggio grazie ad un meccanismo brevettato in tutto il mondo. Quando si uniscono 2 morsetti da 150mm come risultato abbiamo un morsetto con la capacità di 450mm.
Single Clamp able to merge 2 clamps to extend the useful opening thanks to a patented worldwide locking mechanism. When joining two 150mm clamps as a result we have a clamp with the capability of 450mm.



COD.	DESCRIZIONE / DESCRIPTION	
506QCEL7	**MORSETTO ART.33406 MM.150 QUICK-CLAMP** / *QUICK CLAMP ART.32006 150MM*	1 PZ
512QCEL7	**MORSETTO ART.33412 MM.300 QUICK-CLAMP** / *QUICK CLAMP ART.320012 300MM*	1 PZ
518QCEL7	**MORSETTO ART.33418 MM.455 QUICK-CLAMP** / *QUICK CLAMP ART.32018 455MM*	1 PZ
524QCEL7	**MORSETTO ART.33424 MM.610 QUICK-CLAMP** / *QUICK CLAMP ART.32024 610MM*	1 PZ
536QCEL7	**MORSETTO ART.33036 MM.910 QUICK CLAMP** / *QUICK CLAMP ART.32036 910MM*	1 PZ
550QCEL7	**MORSETTO ART.33450 MM.1265 QUICK-CLAMP** / *QUICK CLAMP ART.32050 1300MM*	1 PZ

ART. - ITEM
08.DT738

Inserti attacco 1/4
1/4 bit

Codolo esagonale ultra resistente.
Ultra durable hexagonal shank.



COD.	DESCRIZIONE / DESCRIPTION	
08.DT7386QZ00	**INSERTI PZD 1 ATTACCO 1/4 5 PZ** / *POZIDRIV 1 BIT 25MM 1/4 5PCS*	1 PZ
08.DT7387QZ00	**INSERTI PZD 2 ATTACCO 1/4 5 PZ** / *POZIDRIV 2 BIT 25MM 1/4 5PCS*	1 PZ
08.DT7388QZ00	**INSERTI PZD 3 ATTACCO 1/4 5 PZ** / *POZIDRIV 3 BIT 25MM 1/4 5PCS*	1 PZ

ART. - ITEM
08.2746

Inserto PZD
Bit for POZIDRIV screws

Attacco esagonale da 1/4, per porta-inserti secondo DIN 3126-D 6,3, ISO 1173. Tenace, per materiali duri come latta o metallo.
1/4 inch hexagon drive, suitable for DIN 3126-D 6.3, ISO 1173 bit holders. Tough, ideal for difficult screwdriving jobs e.g. in sheet steel or metal.



COD.	DESCRIZIONE / DESCRIPTION	
274640001	**INSERTO 855/1Z PZ GR1X25 ART.05072080001** / *POZIDRIV BIT 855/1Z PZ GR1X25*	1 PZ
274640002	**INSERTO 855/1Z-PZ-GR2X25 ART.05072082001** / *POZIDRIV BIT 855/1Z PZ GR2X25*	1 PZ
274640003	**INSERTO 855/1S PZ GR3X25 ART.050720840** / *POZIDRIV BIT 855/1Z PZ GR3X25*	1 PZ

ART. - ITEM
08.2863

Inserto PZD diamantato
Diamond coated PZD bit

Attacco esagonale da 1/4, per porta-inserti secondo DIN 3126-D 6,3, ISO 1173. Modello BiTorsion per una durata maggiore, diamantato per accoppiarsi bene con la vite.
1/4 inch hexagon drive, suitable for DIN 3126-D 6.3, ISO 1173 bit holders. BiTorsion for long service life, diamond-coated for secure screw fit.



COD.	DESCRIZIONE / DESCRIPTION	
286300001	**INSERTO 855/1 BDC PZ 1 ART.05056700001** / *DIAMOND POZIDRIV BIT 855/1 BDC 1PC*	1 PZ
286300002	**INSERTO 855/1 BDC PZ 2 ART.05056702001** / *DIAMOND POZIDRIV BIT 855/1 BDC 2PCS*	1 PZ
286300003	**INSERTO 855/1 BDC PZ 3 ART.05056704001** / *DIAMOND POZIDRIV BIT 855/1 BDC 3PCS*	1 PZ

ART. - ITEM
08.2833

Portainserti universale
Universal bit holder

Per inserti esagonali da 1/4 secondo DIN 3126-C 6,3 (ISO 1173) e gli inserti Wera della serie 1. Corpo in acciaio inox e potente magnete permanente. Attacco esagonale da 1/4 per avvitatori secondo DIN 3126-F 6,3, ISO 1173.
Suitable for 1/4 inch DIN 3126-C 6,3 (ISO 1173) hexagon insert bits and Wera Series 1. Stainless steel sleeve and strong permanent magnet. 1/4 inch hexagon drive, suitable for power tools with DIN 3126-F 6,3, ISO 1173 receiver.



COD.	DESCRIZIONE / DESCRIPTION	
283300000	**PORTAINSERTI ART.05134480001 1/4x70** / *UNIVERSAL BIT HOLDER 1/4X70*	1 PZ
283880075	**PORTAINSERTI ART.05053455001 1/4x75** / *UNIVERSAL BIT HOLDER 1/4X75*	1 PZ

ART. - ITEM
08.DT7969

Set avvitatura
Screwing set

Set composto da 32 pezzi assortiti: Ph1, Ph2 x 2, Ph3, Pz1 Pz2 x2, Pz3, SL 3.0, SL 4.0, SL 5.0, SL 6.5, H3, H4, H5, H6, T10, T15, T20, T25, T27, T30, T40, T10 Security, T15 Security, T20 Security, T25 Security, T27 Security, T30 Security, T40 Security, Adattatore 1/4_ - 1/4_. Adattatore magnetico.
Consists of 32 assorted pieces: Ph1, Ph2 x 2, Ph3, Pz1 Pz2 x2, PZ3, SL 3.0, SL 4.0, SL 5.0, SL 6.5, H3, H4, H5, H6, T10, T15, T20, T25, T27 , T30, T40, T10 Security, Security T15, T20 Security, Security T25, T27 Security, Security T30, T40 Security adapter 1/4 - 1/4. Magnetic bit holder.



COD.	DESCRIZIONE / DESCRIPTION	
08.DT7969QZ00	**SET AVVITATURA 32 PZ C/CLIP DA CINTURA** / *BIT SET 32PCS*	1 PZ

ART. - ITEM
08.0672

Stendicolla
Glue distributor

Stendicolla completo di rullo spugnoso. Capacità 1litro.
Disponibile in plastica o alluminio.
Glue distributor with sponge roller. 1 liter capacity. Available in plastic or aluminium case.



COD.	DESCRIZIONE / DESCRIPTION	
08.067200000A	**STENDICOLLA COMPLETO ALLUMINIO RULLO 18** / *COMPLETE GLUE-SPREADER ALUMINIUM*	1 PZ
08.067200000P	**STENDICOLLA COMPLETO PLASTICA RULLO 14** / *COMPLETE GLUE-SPREADER PLASTIC*	1 PZ
08.0672L01854	**RULLO SPUGNOSO DA CM.18 GRIGIO LISCIO** / *SMOOTH GREY FOAM ROLLER 18CM*	1 PZ
08.0672S01447	**RULLO SPUGNOSO CM.14 ROSSO** / *RED FOAM ROLLER 14CM*	1 PZ
08.0672S01847	**RULLO SPUGNOSO DA CM.18 ROSSO** / *RED FOAM ROLLER 18CM*	1 PZ
08.0672Z01854	**RULLO SPUGNOSO DA CM.18 GRIGIO ZIGRINATO** / *ROUGH GREY FOAM ROLLER 18CM*	1 PZ

ART. - ITEM
08.28912

Spatola per pareti
Wall scraper

Lama in acciaio temperato, manico in legno.
In hardened steel. Wooden handle.



COD.	DESCRIZIONE / DESCRIPTION	
28.910	**SPATOLA PER PARETI MM.20 STANLEY** / *WALL SCRAPER MM.20 STANLEY*	1 PZ
28.911	**SPATOLA PER PARETI MM.30 STANLEY** / *WALL SCRAPER MM.30 STANLEY*	1 PZ
28.912	**SPATOLA PER PARETI MM.40 STANLEY** / *WALL SCRAPER MM.40 STANLEY*	1 PZ
28.913	**SPATOLA PER PARETI MM.50 STANLEY** / *WALL SCRAPER MM.50 STANLEY*	1 PZ
28.914	**SPATOLA PER PARETI MM.60 STANLEY** / *WALL SCRAPER MM.60 STANLEY*	1 PZ
28.915	**SPATOLA PER PARETI MM.70 STANLEY** / *WALL SCRAPER MM.70 STANLEY*	1 PZ
28.916	**SPATOLA PER PARETI MM.80 STANLEY** / *WALL SCRAPER MM.80 STANLEY*	1 PZ

ART. - ITEM
08.28956

Spatola dentata per colla
Toothed trowel for gluing

Manico in legno. Lama in acciaio bluettato.
Wooden handle. Steel blu blade.



COD.	DESCRIZIONE / DESCRIPTION	
28.956	**SPATOLA DENTATA COLLA DENTI FINI 120MM** / *TOOTHED SCRAPER FOR GLUE 120MM*	1 PZ

ART. - ITEM
08.6925

Calibro di precisione
Precision caliber

Acciaio inox temprato. 4 funzioni di misura. Scala cromata opaca, becchi lunghi 47mm per misurare fino a 94mm. Tabella filettatura incisa sul retro. Astuccio in similpelle.;
Hardened stainless steel. 4 measurement functions. Matt chrome-scale, long noses to measure up to 94mm. Table thread engraved on the back. Leatherette case.



COD.	DESCRIZIONE / DESCRIPTION	
692500002	**CALIBRO PRECISIONE ART.3747D 150MM** / *PRECISION CALIBER 0-160MM*	1 PZ

ART. - ITEM
08.10002

Calibro digitale
Digital caliber

Acciaio inox temprato. 4 funzioni di misura. Display con numeri giganti. Astuccio in ABS.
Hardened stainless steel. 4 measurement functions. Digital display with giant numbers. ABS case.



COD.	DESCRIZIONE / DESCRIPTION	
10002	**CALIBRO DIGITALE NUMERI GIGANTI** / *DIGITAL CALIBER ART.10002*	1 PZ

ART. - ITEM
08.9270

Matita
Pencil

Matita da falegname, mina molto solida, forma ovale, rossa, lucidata. Ideale per legno asciutto.
Carpenter's pencil, very solid pencil lead, oval-shaped, red, polished. Suitable for dry wood.



COD.	DESCRIZIONE / DESCRIPTION	
9270	**MATITA LYRA ART.333 CM.18** / *PENCIL LYRA ART.333 18CM*	1 PZ

ART. - ITEM
08.45685

Squadra per falegname
Square ruler for carpenter

Lama in acciaio inox graduata in mm. sui 2 lati. Base a 45° in alluminio pressofuso.
Stainless steel graduated blade on 2 sides. 45° die-cast aluminum base.



COD.	DESCRIZIONE / DESCRIPTION	
45.686	**SQUADRA INOX X FALEGNAME 300MM** / *STAINLESS STEEL SQUARE RULER 300MM*	1 PZ
45.687	**SQUADRA INOX X FALEGNAME 400MM** / *STAINLESS STEEL SQUARE RULER 400MM*	1 PZ

ART. - ITEM
08.6267

Distributore in plastica
Plastic distributor

Distributore in plastica per colla e liquidi semidensi utilizzati in falegnameria per incollaggio seggiole, cassetti, ecc.
Plastic glue and semi-dense liquids distributor used in carpentry for gluing chairs, drawers, etc.



COD.	DESCRIZIONE / DESCRIPTION	
626700500	**SPRUZZETTA CANNA CORTA DA 500 CC.** */ PLASTIC DISTRIBUTOR 500CC SHORT STRAW*	1 PZ

ART. - ITEM
08.6269

Distributore in plastica
Plastic distributor

Serbatoio e cannucce in polietilene per ogni tipo di liquido; Adatte per laboratori chimici, officine riparazioni, ecc.
Polyethylene tank and straw for any kind of liquids. Suitable for chemical laboratories, repair shops, etc.



COD.	DESCRIZIONE / DESCRIPTION	
626900050	**SPRUZZETTA CANNA LUNGA DA 500 CC.** */ PLASTIC DISTRIBUTOR 500CC LONG STRAW*	1 PZ

ART. - ITEM
08.600057

Pistola per silicone
Caulk gun

Pistola per silicone a frizione. Struttura robusta. Capacità cartucce da 0,45l. Per tutti i tipi di sigillanti. Sistema anti sgocciolamento.
Clutch caulk gun. Robust structure. 0.45l capacity cartridges. For all types of sealants. Anti-drip system.



COD.	DESCRIZIONE / DESCRIPTION	
600057	**PISTOLA SILICONE PESANTE ART.TCN02** */ CAULKING GUN ART.TCN02*	1 PZ

ART. - ITEM
08.1713023

Pistola per schiuma poliuretanica
Polyurethane foam gun

Pistola erogatrice con corpo impugnatura in nylon per bombole di schiuma poliuretanica. Permette un ottimale applicazione e l'ugello in ottone con spillo conico consente la massima resa di espansione della schiuma. Il beccuccio è sagomato per potervi inserire la cannuccia in dotazione per raggiungere angoli difficili o fessure strette. Erogazione regolabile con l'apposita vite.
Dispensing gun with nylon body for polyurethane foam. Allows optimum application and brass nozzle with conical needle allows maximum yield expansion of the foam. The nozzle is shaped to be able to insert a straw supplied to reach difficult angles or narrow slots. Adjustable dispensing with screw.



COD.	DESCRIZIONE / DESCRIPTION	
08.1713023000	**PPN PISTOLA SCHIUMA POLIURETANICA** / *POLYURETHANE FOAM GUN*	1 PZ

ART. - ITEM
08.171000

Pistola per ancorante chimico
Chemical fastening gun

Pistola in metallo per ancorante chimico.
Metal gun for chemical fastening.



COD.	DESCRIZIONE / DESCRIPTION	
08.1710009000	**MITPM400/420 PISTOLA ANCORANTE CHIMICO** / *CHEMICAL FASTENING GUN MITPM400/420*	1 PZ

ART. - ITEM
08.C35CR

Rotolo carta 10 MT
Sandpaper roll 10 MT

Carteggiatura e finitura a secco di legno, vernici e materie plastiche. Utilizzo manuale o con levigatrici orbitali.
Dry sanding and finishing of wood, paints and plastics. To use with manual or orbital sanders.





COD.	DESCRIZIONE / DESCRIPTION	
08.C35CR00600	**ROTOLO CARTA H.115 MM X 10 MT GRANA 60** / *SANDPAPER ROLL H.115 G.60 10MT*	1 RT
08.C35CR00800	**ROTOLO CARTA H.115 MM X 10 MT GRANA 80** / *SANDPAPER ROLL H.115 G.80 10MT*	1 RT
08.C35CR01000	**ROTOLO CARTA RED-E H.100MM.10MT GR.100** / *SANDPAPER ROLL H.100 G.100 10MT*	1 RT
08.C35CR01200	**ROTOLO CARTA RED-E H.120MM 10MT GR.120** / *SANDPAPER ROLL H.120 G.120 10MT*	1 RT

ART. - ITEM
08.C21ASR

Rotolo carta
Sandpaper roll

Carteggiatura e finitura a secco di legno grezzo o trattato con vernici nitro, poliuretaniche, acriliche e sintetiche. Utilizzo manuale o con levigatrici orbitali.
Dry sanding and finishing of raw or treated wood with nitro, polyurethane, acrylic and synthetic paints. To use with manual or orbital sanders.



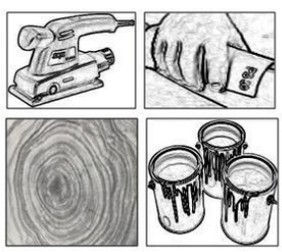

COD.	DESCRIZIONE / DESCRIPTION	
08.C21ASR1800	**ROTOLO CARTA H.120 MM X 100 MT GRANA 180** / *SANDPAPER ROLL H.120 G.180 100MT*	1 RT
08.C21ASR2400	**ROTOLO CARTA H.120 MM X 100 MT GRANA 240** / *SANDPAPER ROLL H.120 G.240 100MT*	1 RT

ART. - ITEM
08.C71F0

Disco velcrato senza fori
Velcro disc without holes

Levigatura a secco o con oli minerali ed emulsioni di legno massello, impiallacciature, vernici poliestere, metalli non ferrosi e lamiere in acciaio. Utilizzo con levigatrici a nastri bassi ed a alti, con levigatrici orbitali o con levigatrici a disco.
Dry sanding or with mineral oils and emulsions of solid wood, veneers, polyester paints, non-ferrous metals and steel sheets. To use with sanders, orbital sanders or disc sanders.



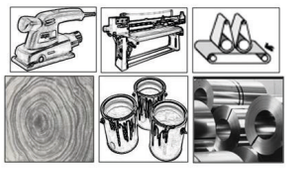

COD.	DESCRIZIONE / DESCRIPTION	
08.C71F000800	**DISCO VELCRATO Ø150 S/FORI GRANA 80** / *VELCRO DISC Ø150 G.80 W/OUT HOLES*	50 PZ
08.C71F001000	**DISCO VELCRATO Ø150 S/FORI GRANA 100** / *VELCRO DISC Ø150 G.100 W/OUT HOLES*	50 PZ
08.C71F001200	**DISCO VELCRATO Ø150 S/FORI GRANA 120** / *VELCRO DISC Ø150 G.120 W/OUT HOLES*	50 PZ
08.C71F001500	**DISCO VELCRATO Ø150 S/FORI GRANA 150** / *VELCRO DISC Ø150 G.150 W/OUT HOLES*	50 PZ
08.C71F001800	**DISCO VELCRATO Ø150 S/FORI GRANA 180** / *VELCRO DISC Ø150 G.180 W/OUT HOLES*	50 PZ

ART. - ITEM
08.C71F6

Disco velcrato 6 fori
Velcro disc with 6 holes

Levigatura a secco o con oli minerali ed emulsioni di legno massello, impiallacciature, vernici poliestere, metalli non ferrosi e lamiere in acciaio. Utilizzo con levigatrici a nastri bassi ed a alti, con levigatrici orbitali o con levigatrici a disco.
Dry sanding or with mineral oils and emulsions of solid wood, veneers, polyester paints, non-ferrous metals and steel sheets. To use with sanders, orbital sanders or disc sanders.



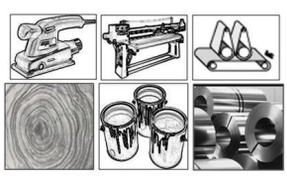

COD.	DESCRIZIONE / DESCRIPTION	
08.C71F600800	**DISCO VELCRATO Ø150 6 FORI GRANA 80** / *VELCRO DISC Ø150 G.80 6 HOLES*	50 PZ
08.C71F601000	**DISCO VELCRATO Ø150 6 FORI GRANA 100** / *VELCRO DISC Ø150 G.100 6 HOLES*	50 PZ
08.C71F601200	**DISCO VELCRATO Ø150 6 FORI GRANA 120** / *VELCRO DISC Ø150 G.120 6 HOLES*	50 PZ
08.C71F601500	**DISCO VELCRATO Ø150 6 FORI GRANA 150** / *VELCRO DISC Ø150 G.150 6 HOLES*	50 PZ

ART. - ITEM
08.SAABA

Saponetta abrasiva
Abrasive sponge

Ideale per la levigatura di bordi, angoli e scanalature su superfici verniciate. Utilizzabile per operazioni di finitura.
Suitable for sanding edges, corners and grooves on painted surfaces. Suitable for finishing operations.



COD.	DESCRIZIONE / DESCRIPTION	
08.SAABAF0000	**SAPONETTA ABR.90X70 GR.FINE 180-220** / *ABRASIVE SPONGE 90X70 G.180-220*	10 PZ
08.SAABAM0000	**SAPONETTA ABR.90X70 GR.MEDIA 100-120** / *ABRASIVE SPONGE 90X70 G.100-120*	10 PZ

ART. - ITEM
08.SPABA

Spugnetta abrasiva
Abrasive sponge

Particolarmente indicata per il carteggio di superfici non lineari ed omogenee come parti sagomate di mobili, sedie, tavoli e così via.
Particularly suitable for sanding of non-linear and homogeneous surfaces such as molded parts of furniture, chairs, tables and so on.



COD.	DESCRIZIONE / DESCRIPTION	
08.SPABAF0000	**SPUGNETTA ABR.PAD GRIGIA 150/150 3007BFM** / *ABRASIVE SPONGE 125X100 G.180-220*	10 PZ
08.SPABAM0000	**SPUGNETTA ABR.125X100 GR.MEDIA 100-120** / *ABRASIVE SPONGE 125X100 G.100-120*	10 PZ

ART. - ITEM
08.TIPOT

Tampone abrasivo
Sanding pad

Tampone in fibra abrasiva che offre eccellenti prestazioni nella rimozione di incrostazioni anche grazie alla flessibilità ed alla dimensione adattabile all'impugnatura che le permette di raggiungere i residui nei punti più difficili della superficie da pulire.
Abrasive pad that offers excellent performance with encrustations removing thanks to the flexibility and adjustable handle size that allows it to reach the residues in the most difficult parts of the claning surface.



COD.	DESCRIZIONE / DESCRIPTION	
08.TIPOT0AF00	**TAMPONE 120X280 GRANA AF 180-220** / *ABRASIVE PAD 120X280 P.180-220*	10 PZ
08.TIPOT0AVF0	**TAMPONE 120X280 GRANA AVF 280-320** / *ABRASIVE PAD 120X280 P.280-320*	10 PZ
08.TIPOT0SUF0	**TAMPONE 120X280 GRANA SUF 600-1000** / *ABRASIVE PAD 120X280 P.600-1000*	10 PZ

ART. - ITEM
08.DT66

Punte EXTREME per cemento
EXTREME mansory drill bit

Innovativo design del tagliente garantisce maggior penetrazione nel materiale. Spirale allungata per una facile rimozione del materiale. Codolo triangolare per una maggior tenuta al mandrino. Ideali per tutti i tipi di applicazioni. Adatte per calcestruzzo, blocchi di cemento, muratura, pietra e piastrelle.
Innovative design of the cutting edge offers greater penetration into the materials. Elongated spiral for easy removal of the material. Triangular shank for a better grip on the chuck. Ideal for all types of applications. Suitable for concrete, concrete blocks, masonry, stone and tile.



COD.	DESCRIZIONE / DESCRIPTION	
08.FDT6672000	**PUNTA EXTREME CEMENTO 5X85** / *EXTREME CONCRETE DRILL 5X85*	1 PZ
08.FDT6675000	**PUNTA EXTREME CEMENTO 6X100** / *EXTREME CONCRETE DRILL 6X100*	1 PZ
08.FDT6682000	**PUNTA EXTREME CEMENTO 8X120** / *EXTREME CONCRETE DRILL 8X120*	1 PZ
08.FDT6684000	**PUNTA EXTREME CEMENTO 9X120** / *EXTREME CONCRETE DRILL 9X120*	1 PZ
08.FDT6685000	**PUNTA EXTREME CEMENTO 10X120** / *EXTREME CONCRETE DRILL 10X120*	1 PZ
08.FDT6687000	**PUNTA EXTREME CEMENTO 12X150** / *EXTREME CONCRETE DRILL 12X150*	1 PZ
08.FDT6690000	**PUNTA EXTREME CEMENTO 14X150** / *EXTREME CONCRETE DRILL 14X150*	1 PZ
08.FDT6692000	**PUNTA EXTREME CEMENTO 16X150** / *EXTREME CONCRETE DRILL 16X150*	1 PZ

ART. - ITEM
08.4402

Punte HSS-G per metallo
HSS-G metal drill bit

Spirale appositamente fresata per forature veloci, lunga durata della punta ed eccellente concentricità. Realizzate in acciaio speciale HSS DIN338. Geometria ideale per utensili a filo o a batteria, per forare su acciaio, acciaio fuso, legato e non legato, ghisa grigia, ghisa a grafite sferoidale, acciaio sinterizzato, nichel, ottoni, etc. fino a 990 N/mm2.
Specially milled spiral for fast drilling, long life and excellent concentricity of the tip. Made of special steel HSS DIN338. Ideal geometry for corded or battery tools for drilling steel, cast steel, alloyed and unalloyed, gray cast iron, spheroidal graphite iron, sintered steel, nickel, brass, etc. up to 990 N/mm2.



COD.	DESCRIZIONE / DESCRIPTION	
08.DT5921QZ00	**SET 10 PUNTE METALLO HSS-G DIN 338** / *HSS-G DIN338 METAL DRILL SET*	1 PZ
440200100	**PUNTA ELICOIDALE HSS Ø1,0 LT.34 LU.12** / *HELICOIDAL HSS DRILL 1MM*	1 PZ
440200150	**PUNTA ELICOIDALE HSS Ø1,5 LT.40 LU.18** / *HELICOIDAL HSS DRILL 1,5MM*	1 PZ
440200200	**PUNTA ELICOIDALE HSS Ø2,0 LT.49 LU.24** / *HELICOIDAL HSS DRILL 2MM*	1 PZ
440200250	**PUNTA ELICOIDALE HSS Ø2,5 LT.57 LU.30** / *HELICOIDAL HSS DRILL 2,5MM*	1 PZ
440200300	**PUNTA ELICOIDALE HSS Ø3,0 LT.61 LU.33** / *HELICOIDAL HSS DRILL 3MM*	1 PZ
440200350	**PUNTA ELICOIDALE HSS Ø3,5 LT.70 LU.39** / *HELICOIDAL HSS DRILL 3,5MM*	1 PZ
440200400	**PUNTA ELICOIDALE HSS Ø4,0 LT.75 LU.43** / *HELICOIDAL HSS DRILL 4MM*	1 PZ
440200450	**PUNTA ELICOIDALE HSS Ø4,5 LT.80 LU.47** / *HELICOIDAL HSS DRILL 4,5MM*	1 PZ
440200500	**PUNTA ELICOIDALE HSS Ø5,0 LT.86 LU.52** / *HELICOIDAL HSS DRILL 5MM*	1 PZ
440200550	**PUNTA ELICOIDALE HSS Ø5,5 LT.93 LU.57** / *HELICOIDAL HSS DRILL 5,5MM*	1 PZ
440200600	**PUNTA ELICOIDALE HSS Ø6,0 LT.93 LU.57** / *HELICOIDAL HSS DRILL 6MM*	1 PZ
440200650	**PUNTA ELICOIDALE HSS Ø6,5 LT.101 L.63** / *HELICOIDAL HSS DRILL 6,5MM*	1 PZ
440200700	**PUNTA ELICOIDALE HSS Ø7,0 LT.109 LU.69** / *HELICOIDAL HSS DRILL 7MM*	1 PZ
440200800	**PUNTA ELICOIDALE HSS Ø8,0 LT.117 LU.75** / *HELICOIDAL HSS DRILL 8MM*	1 PZ
440200900	**PUNTA ELICOIDALE HSS Ø9,0 LT.125 LU.81** / *HELICOIDAL HSS DRILL 9MM*	1 PZ
440200954	**PUNTA ELICOIDALE HSS Ø10,0 LT.133 LU.8** / *HELICOIDAL HSS DRILL 10MM*	1 PZ

ART. - ITEM
08.4857

Punte per legno
Wood drill bit

Realizzate in acciaio addizionato con cromo-vanadio. Punta di centraggio e taglienti laterali per fori puliti e accurati. Ideale per fori su cartoni in fibra compressa, compensato, truciolare e tutti i legni duri e morbidi. Usate soprattutto per applicazioni di fissaggio ed avvitatura nel legno.
Made of steel with the addition of chrome-vanadium. Centering tip and side cutting edges for clean, accurate holes. Ideal for drilling holes on cartons in compressed fiber, plywood, chipboard and all types of wood. Used especially for fastening and screwing wood applications.



COD.	DESCRIZIONE / DESCRIPTION	
485700003	**PUNTA PER LEGNO Ø3 LT.70 LU.46** / *WOOD DRILL BIT 3MM*	1 PZ
485700004	**PUNTA PER LEGNO Ø4 LT.80 LU.52** / *WOOD DRILL BIT 4MM*	1 PZ
485700005	**PUNTA PER LEGNO Ø5 LT.90 LU.60** / *WOOD DRILL BIT 5MM*	1 PZ
485700006	**PUNTA PER LEGNO Ø6 LT.100 LU.66** / *WOOD DRILL BIT 6MM*	1 PZ
485700007	**PUNTA PER LEGNO Ø7 LT.110 LU.72** / *WOOD DRILL BIT 7MM*	1 PZ
485700008	**PUNTA PER LEGNO Ø8 LT.120 LU.80** / *WOOD DRILL BIT 8MM*	1 PZ
485700009	**PUNTA PER LEGNO Ø9 LT.130 LU.84** / *WOOD DRILL BIT 9MM*	1 PZ
485700010	**PUNTA PER LEGNO Ø10 LT.133 LU.90** / *WOOD DRILL BIT 10MM*	1 PZ
485700012	**PUNTA PER LEGNO Ø12 LT.155 LU.102** / *WOOD DRILL BIT 12MM*	1 PZ

ART. - ITEM
08.4541

Mecchia tipo FORSTNER
FORSTNER bits

Usate normalmente per l'applicazione di cerniere e per foratura generica. Adatte per la foratura nel legno duro e morbido, compensato e laminati
Normally used for the application of hinges and for general drilling. Suitable for drilling in hard and soft wood, plywood and laminates.



COD.	DESCRIZIONE / DESCRIPTION	
EXHS09026	**PUNTA FORSTNER ART.DT4541 MM.26** / *FORSTNER BIT ART.DT4541 MM.26*	1 PZ
EXHS09035	**PUNTA FORSTNER ART.DT4543 MM.35** / *FORSTNER BIT ART.DT4543 MM.35*	1 PZ
EXHS09040	**PUNTA FORSTNER ART.4511G MM.40** / *FORSTNER BIT ART.4511G MM.40*	1 PZ

ART. - ITEM
08.DT2209

Lama per seghetto alternativo
Jigsaw blade

EXTRA PERFORMANCE CONTROL. Per legno tenero, pannelli in truciolato (10-45mm). Lama in acciaio HCS.
EXTRA PERFORMANCE CONTROL. Softwood, chipboard (10-45mm). HCS steel blade.



COD.	DESCRIZIONE / DESCRIPTION	
08.FDT2209QZ0	**CONF.5 LAME XPC SEGHETTO ALTERN.100X4** / *JIGSAW BLADE SET 100X4 5PCS*	1 PZ

ART. - ITEM
08.DT221

Lama per seghetto alternativo
Jigsaw blade

EXTRA PERFORMANCE CONTROL. Per legno tenero (4-60 mm), truciolato, pannelli in fibra, per taglio rapido. Lama in acciaio HCS.
EXTRA PERFORMANCE CONTROL. Softwood (4-60 mm), chipboards, fiberboards, for fast cutting. HCS steel blade.



COD.	DESCRIZIONE / DESCRIPTION	
08.FDT2211QZ0	**CONF.5 LAME XPC SEGHETTO ALTERN.100X3** / *JIGSAW BLADE SET 100X3 5PCS*	1 PZ

ART. - ITEM
08.DT2217

Lama per seghetto alternativo
Jigsaw blade

EXTRA PERFORMANCE CONTROL. Per legno duro, laminati e pannelli rivestiti (3-30 mm), materiali plastici/epossidici (diam.<30 mm). Lama Bi-Metal.
EXTRA PERFORMANCE CONTROL. Hardwood, laminates and laminated boards (3-30 mm), plastics/epoxy materials (diam.<30 mm). Bi-Metal Blade.



COD.	DESCRIZIONE / DESCRIPTION	
08.FDT2217QZ0	**CONF.3 LAME XPC SEGHETTO ALTERN.100X2,7** / *JIGSAW BLADE SET 100X2,7 3PCS*	1 PZ

ART. - ITEM
08.DT2219

Lama per seghetto alternativo
Jigsaw blade

EXTRA PERFORMANCE CONTROL. Per laminati, pannelli rivestiti (3-30 mm), piani da lavoro cucina (3-45 mm). Lama Bi-Metal.
EXTRA PERFORMANCE CONTROL. Laminates, laminated boards (3-30 mm), kitchen worktops (3-45 mm). Bi-Metal Blade.



COD.	DESCRIZIONE / DESCRIPTION	
08.FDT2219QZ0	**CONF.3 LAME XPC SEGHETTO ALTERN.100X2,5** / *JIGSAW BLADE SET 100X2,5 3PCS*	1 PZ

ART. - ITEM
08.DT204

Lama per seghetto alternativo
Jigsaw blade

Per legno tenero, pannelli di truciolato, pannelli in fibra e pianali per cucine fino a 65mm. Ideale per taglio con precisione angolare.

Softwood, chipboard, fibreboard and kitchens top up to 65mm. Suitable for precision angular cutting.



COD.	DESCRIZIONE / DESCRIPTION	
08.FDT2048000	**CONF.5 LAME STD SEGHETTO ALTERN.116X2,5** / *JIGSAW BLADE SET 116X2,5 5PCS*	1 PZ

ART. - ITEM
08.DT205

Lama per seghetto alternativo
Jigsaw blade

Per legno tenero, pannelli di truciolato, in fibra (10-60 mm).
Softwood, chipboard, fiberboard (10-60 mm).



COD.	DESCRIZIONE / DESCRIPTION	
08.FDT2052000	**CONF.5 LAME STD SEGHETTO ALTERN.116X3** / *JIGSAW BLADE SET 116X3 5PCS*	1 PZ

ART. - ITEM
08.DT422

Disco da taglio
Cutting wheels

Ossido di alluminio dalle elevate specifiche. Resina di alta qualità. Fibra di vetro rinforzata. Veloci, puliti ed estremamente resistenti nel taglio di metallo, acciaio inossidabile, alluminio e pietra.
Aluminum oxide with high specifications. High quality resin. Reinforced glass fiber. Quick, clean and extremely durable: suitable for cutting metal, stainless steel, aluminum and stone.



COD.	DESCRIZIONE / DESCRIPTION	
08.DT42240XJ0	**DISCO Ø115 PER TAGLIO INOX** / *DISK FOR CUTTING STAINLESS STEEL Ø115*	1 PZ

ART. - ITEM
63502133

Lame da taglio E-Cut standard
E-CUT standard blade

Per segare legno fino a 50 mm, cartongesso e plastiche morbide. Consente un facile affondamento nel materiale in qualsiasi punto.
To cut wood up to 50 mm, plasterboard and soft plastics. Enables easy plunge into the material at any point.



COD.	DESCRIZIONE / DESCRIPTION	
63502133040	**CONF.1 LAMA L.35MM E-CUT STANDARD** / *E-CUT STANDARD BLADE L.35MM*	1 PZ

ART. - ITEM
63502134

Lame da taglio E-Cut standard
E-CUT standard blade

Per segare legno fino a 50 mm, cartongesso e plastiche morbide. Consente un facile affondamento nel materiale in qualsiasi punto.
To cut wood up to 50 mm, plasterboard and soft plastics. Enables easy plunge into the material at any point.



COD.	DESCRIZIONE / DESCRIPTION	
63502134030	**CONF.1 LAMA L.65MM E-CUT STANDARD** / *E-CUT STANDARD BLADE L.65MM*	1 PZ

ART. - ITEM
63502151

Lame da taglio E-Cut universali
E-Cut universal blade

Ampia gamma di applicazioni grazie alla dentatura bimetallica. Per segare legno fino a 50mm, plastiche, lamiera fino a 2mm, tubi e profili in rame o in alluminio.
Wide range of applications thanks to bi-metal toothing. To cut wood up to 50mm, plastics, sheet metal up to 2mm thickness, pipes and profiles made of copper or aluminium.



COD.	DESCRIZIONE / DESCRIPTION	
63502151030	**CONF.1 LAMA L.29MM E-CUT BIMETALLICA** / *E-CUT BI-METAL BLADE L.29MM*	1 PZ

ART. - ITEM
63502152

Lame da taglio E-Cut universali
E-Cut universal blade

Ampia gamma di applicazioni grazie alla dentatura bimetallica. Per segare legno fino a 50mm, plastiche, lamiera fino a 2mm, tubi e profili in rame o in alluminio.
Wide range of applications thanks to bi-metal toothing. To cut wood up to 50mm, plastics, sheet metal up to 2mm thickness, pipes and profiles made of copper or aluminium.



COD.	DESCRIZIONE / DESCRIPTION	
63502152030	**CONF.1 LAMA L.44MM E-CUT BIMETALLICA** / *E-CUT BI-METAL BLADE L.44MM*	1 PZ

ART. - ITEM
63502126

Lame da taglio E-Cut di precisione
E-CUT Precision blade

Massima velocità di lavorazione e precisione di taglio grazie alla dentatura JAPAN doppia. Per legno fino a 50mm, cartongesso e plastiche morbide.
Maximum cutting speed precision thanks to double JAPAN teeth. For wood up to 50mm thickness, plasterboard and soft plastics.



COD.	DESCRIZIONE / DESCRIPTION	
63502126013	**CONF.1 LAMA L.35MM E-CUT PRECISION** / *E-CUT PRECISION BLADE L.35MM*	1 PZ

ART. - ITEM
63502160

Lama da taglio E-Cut long life
E-CUT long life blade

Dentatura bimetallica, piegata a gomito, elevata velocità di taglio. Estremamente robusta e di lunga durata. Per legno duro, legno tenero e ogni altro materiale di legno anche con chiodi. Perfetto anche per plastiche e cartongesso.
Bi-metal teeth, cranked, high cutting speed. Extremely strong and long lasting. For hardwood, softwood, and any other wood material - even with nails. Perfect for plastics and plasterboards.



COD.	DESCRIZIONE / DESCRIPTION	
63502160030	**LAMA E-CUT LONG LIFE L.35MM** */ E-CUT LONG LIFE BLADE L.35MM*	1 PZ

ART. - ITEM
63502127

Lame da taglio E-Cut di precisione
E-CUT Precision blade

Massima velocità di lavorazione e precisione di taglio grazie alla dentatura JAPAN doppia. Per legno fino a 50mm, cartongesso e plastiche morbide.
Maximum cutting speed precision thanks to double JAPAN teeth. For wood up to 50mm thickness, plasterboard and soft plastics.



COD.	DESCRIZIONE / DESCRIPTION	
63502127017	**CONF.1 LAMA L.65MM E-CUT PRECISION** */ E-CUT PRECISION BLADE L.65MM*	1 PZ

ART. - ITEM
63502161

Lama da taglio E-Cut long life
E-CUT long life blade

Dentatura bimetallica, piegata a gomito, elevata velocità di taglio. Estremamente robusta e di lunga durata. Per legno duro, legno tenero e ogni altro materiale di legno anche con chiodi. Perfetto anche per plastiche e cartongesso.
Bi-metal teeth, cranked, high cutting speed. Extremely strong and long lasting. For hardwood, softwood, and any other wood material - even with nails. Perfect for plastics and plasterboards.



COD.	DESCRIZIONE / DESCRIPTION	
63502161030	**LAMA E-CUT LONG LIFE L.65MM** */ E-CUT LONG LIFE BLADE L.65MM*	1 PZ

ART. - ITEM
63502106

Lama da taglio segmentata HSS
HSS segmented blade

Per plastica, vetroresina, legno, mastice, metalli verniciati e lamiera fino a ca.1mm. Ideale per lavorazioni negli angoli.
For plastics, fiberglass, wood, plasterboards, painted metals and sheet metal up to approx.1mm thickness. Ideal for working in corners.



COD.	DESCRIZIONE / DESCRIPTION	
63502106080	**CONF.1 LAMA HSS Ø80MM SEGMENTATA** / *HSS SEGMENTED BLADE Ø80MM*	1 PZ

ART. - ITEM
63502118

Lama segmentata HM
HM segmented blade

Per il distacco di fughe tra piastrelle danneggiate e per la fresatura di fessure in intonaco, calcestruzzo poroso e materiali da costruzione simili. Larghezza di taglio ca. 2,2mm.
For the separation of joints between tiles damaged and for milling cracks in plaster, porous concrete and construction materials. Cutting width approx. 2.2mm.



COD.	DESCRIZIONE / DESCRIPTION	
63502118016	**CONF.1 LAMA HM SEGMENTATA Ø63MM** / *HM SEGMENTED BLADE Ø63MM*	1 PZ

ART. - ITEM
72293766

Fein MULTIMASTER QuickStart
FEIN MultiMaster QuickStart

Il sistema universale con la dotazione base necessaria per i principali lavori di ristrutturazione e allestimento d'interni e la comodità offerta dal cambio rapido dell'accessorio QuickIN. Incluso: platorello, 2 fogli abrasivi ognuno di grana 60, 80, 180, 1 raschietto rigido, 1 lama da taglio segmentata HSS, 1 lama da taglio E-Cut Long Life (65 mm), 1 lama da taglio E-CUT universale (44 mm), 1 lama da taglio E-Cut standard curva (35 mm), 1 multicoltello, 1 raspa HM (triangolare), 1 lama da taglio segmentata in metallo duro, 1 valigetta portautensili in plastica, 1 cuffia di aspirazione.
The universal system with the basic equipment necessary for the main renovationsand interior design, and th comfort offered from the quick change of the QuickINaccessory. Included: backing pad, 2 abrasives sheets each of grain 60, 80 , 180,1 rigid scraper, 1 blade HSS segmented cutting, 1 E-Cut Long Life cutting blade (65 mm), 1 universal E-Cut cutting blade (44 mm), 1 E-Cut cutting blade standardcurve (35 mm), 1 multi-knife, 1 HM (triangular) rasp, 1 hard metal segmented cutting blade, 1 plastic tool case, 1 suction cap.



COD.	DESCRIZIONE / DESCRIPTION	
08.72295265000	**MULTIMASTER FMM350QSL BASIC + SET ACCES.** */ MULTIMASTER FMM350QSL BASIC + KIT ACCES.*	1 PZ

ART. - ITEM
08.F1014

Fresatrice ZP2
ZP2 milling machine

Lavorazione rapida, facile e precisa con il principio di applicazione convalidato Lamello. Lavorazione analoga per i due pezzi in lavorazione con riduzione di tempo ed eliminazione di cambio di profondità, quindi con meno rischio di errori
Fast, easy and accurate processing. Similar processing for the two workpieces with reduction of time and elimination of change of depth, therefor with less risk of errors.



COD.	DESCRIZIONE / DESCRIPTION	
08.101402S000	**FRESATRICE ZETA P2 IN HW** */ ZETAP2 BISCUIT JOINER FOR CLAMEX P*	1 PZ

ART. - ITEM
08.F1252

Set di montaggio Clamex S
Clamex S mounting set

Set di montaggio per CLAMEX S per fresatrice Lamello: dima di foratura per 30°/150° inclusa punta di foratura e fresa con coltelli a gettare 8mm.
Mounting set for Clamex S, Lamello milling machine: drilling template for 30°/150° included drill bit and 8mm wood cutter.



COD.	DESCRIZIONE / DESCRIPTION	
08.F125250000	**SET DI MONTAGGIO COMPLETO PER CLAMEX S** / *CLAMEX S INSTALLATION SET*	1 PZ

ART. - ITEM
08.0380

Mini spilli
Mini pin

Mini spilli senza testa diametro 0,64mm. Progettati per adattarsi ai più importanti modelli di pistole pneumatiche.
Mini needle 0,64mm diameter without head. Designed to fit properly the major models of pneumatic tools.

DATI TECNICI/TECHNICAL DATA mm

6/15	6/17	6/25

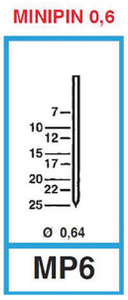

COD.	DESCRIZIONE / DESCRIPTION	
08.0380061500	**MINI SPILLI 6/15** / *MINI NEEDLE NAIL 6/15*	20000 PZ
08.0380061700	**MINI SPILLI 6/17** / *MINI NEEDLE NAIL 6/17*	20000 PZ
08.0380062500	**MINI SPILLI 6/25** / *MINI NEEDLE NAIL 6/25*	20000 PZ

ART. - ITEM
08.0380A

Mini spilli
Mini pin

Mini spilli senza testa diametro 0,84mm. Progettati per adattarsi ai più importanti modelli di pistole pneumatiche.
Mini needle 0,84mm diameter without head. Designed to fit properly the major models of pneumatic tools.

DATI TECNICI/TECHNICAL DATA mm

8/18

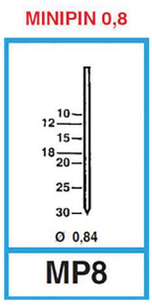

COD.	DESCRIZIONE / DESCRIPTION	
08.0380081800	**MINI SPILLI 8/18** / *MINI NEEDLE NAIL 8/18*	20000 PZ

ART. - ITEM
08.0382

Chiodino
Pin

Chiodino squadrato senza testa 1X1,25. Progettati per adattarsi ai più importanti modelli di pistole pneumatiche.
Squared nail 1X1,25 without head. Designed to fit properly the major models of pneumatic tools.

DATI TECNICI/TECHNICAL DATA mm

J 20	J 25	J 30

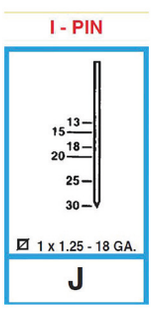

COD.	DESCRIZIONE / DESCRIPTION	
08.0382002000	**CHIODINI J 20** / *HEADLESS NAIL J 20*	10000 PZ
08.0382002500	**CHIODINI J 25** / *HEADLESS NAIL J 25*	10000 PZ
08.0382003000	**CHIODINI J 30** / *HEADLESS NAIL J 30*	10000 PZ

ART. - ITEM
08.0386

Groppini
Brad

Groppini squadrato 1,4X1,6 con testa. Progettati per adattarsi ai più importanti modelli di pistole pneumatiche.
Squared brad 1,4X1,6 with head. Designed to fit properly the major models of pn eumatic tools.

DATI TECNICI/TECHNICAL DATA mm

NG 30	NG 35	NG 40



COD.	DESCRIZIONE / DESCRIPTION	
08.0386003000	**GROPPINI NG 30** / *BRAD NG 30*	5000 PZ
08.0386003500	**GROPPINI NG 35** / *BRAD NG 35*	5000 PZ
08.0386004000	**GROPPINI NG 40** / *BRAD NG 40*	5000 PZ

ART. - ITEM
08.0386A

Micro groppini
Micro brad

Micro groppini diametro 0,84mm con testa. Progettati per adattarsi ai più importanti modelli di pistole pneumatiche.
Micro brad 0,84mm diameter. Designed to fit properly the major models of pneumatic tools.

DATI TECNICI/TECHNICAL DATA mm

MG 15	MG 20	MG 25	MG 30

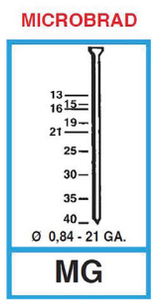

COD.	DESCRIZIONE / DESCRIPTION	
08.0386MG1500	**MICRO GROPPINI MG/15** / *MICROBRAD MG/15*	18000 PZ
08.0386MG2000	**MICRO GROPPINI MG/20** / *MICROBRAD MG/20*	18000 PZ
08.0386MG2500	**MICRO GROPPINI MG/25** / *MICROBRAD MG/25*	18000 PZ
08.0386MG3000	**MICRO GROPPINI MG/30** / *MICROBRAD MG/30*	9000 PZ

ART. - ITEM
08.0390

Graffe
Staple

Graffe squadrata 0,65X0,95. Interasse 11,30mm. Progettate per adattarsi ai più importanti modelli di pistole pneumatiche.
Square staple 0,65X0,95. Axle spacing 11,30mm. designed to fit properly the major models of pneumatic tools.

DATI TECNICI/TECHNICAL DATA mm

80/12	80/14

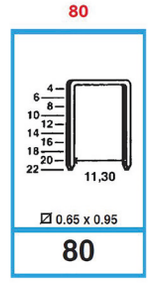

COD.	DESCRIZIONE / DESCRIPTION	
08.0390801200	**CAMBRE 80/12** / *STAPLE 80/12*	10000 PZ
08.0390801400	**CAMBRE 80/14** / *STAPLE 80/14*	10000 PZ

ART. - ITEM
08.0390B

Graffe
Staple

Graffe squadrate 1X1,25. interasse 3,60mm. Progettate per adattarsi ai più importanti modelli di pistole pneumatiche.
Squared staple 1X1,25. Axle spacing 3,60mm. Designed to fit properly the major models of pneumatic tools.

DATI TECNICI/TECHNICAL DATA mm	
90/35	90/40

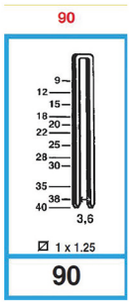

COD.	DESCRIZIONE / DESCRIPTION	
08.0390903500	**CAMBRE 90/35** / *STAPLE 90/35*	3000 PZ
08.0390904000	**CAMBRE 90/40** / *STAPLE 90/40*	3000 PZ

ART. - ITEM
08.0400

Nastro adesivo
Adhesive tape

Nastro adesivo in PLP per l'imballo con svolgimento silenzioso, realizzato per una lunga durata e un'ottima resistenza alla temperatura.
PLP adhesive tape for packing with Silent System, made for high durability and excellent resistance to temperature.

DATI TECNICI/TECHNICAL DATA mm		
H	50	50
L	Mt.132	Mt.66



COD.	DESCRIZIONE / DESCRIPTION	
08.0400500660	**NASTRO PER IMBALLAGGIO AVANA 50X66** / *HAVANA PACKING TAPE H.50 66MT*	1 RT
08.0400501320	**NASTRO PER IMBALLAGGIO AVANA H.50 MT.132** / *HAVANA PACKING TAPE H.50 132MT*	1 RT
08.040T500660	**NASTRO PER IMBALLAGGIO 50X66 TRASPARENTE** / *TRANSPARENT PACKING TAPE H.50 66MT*	1 RT
08.040T501320	**NASTRO PER IMBALLAGGIO 50X132 TRASPAR.** / *TRANSPARENT PACKING TAPE H.50 132MT*	1 RT

ART. - ITEM
08.0406

Nastro adesivo per mascheratura
Masking tape

Nastro adesivo per mascheratura speciale per carrozzeria. Supporto di colore giallo, uso professionale, resiste a temperature di 80 gradi.
Paper tape for bodywork. Yellow support, professional use, 80 degrees temperature resistance.



DATI TECNICI/TECHNICAL DATA mm

H	19	25	30	38	50
L	Mt.50	Mt.50	Mt.50	Mt.50	Mt.50

COD.	DESCRIZIONE / DESCRIPTION	
08.0406001900	**NASTRO DA CARROZZIERE H.19** / *PAPER TAPE H.19*	1 RT
08.0406002500	**NASTRO DA CARROZZIERE H.25** / *PAPER TAPE H.25*	1 RT
08.0406003000	**NASTRO DA CARROZZIERE H.30** / *PAPER TAPE H.30*	1 RT
08.0406003800	**NASTRO DA CARROZZIERE H.38** / *PAPER TAPE H.38*	1 RT
08.0406005000	**NASTRO DA CARROZZIERE H.50** / *PAPER TAPE H.50*	1 RT

ART. - ITEM
08.0402

Nastro biadesivo
Double-sided tape

Nastro biadesivo in PLP per targhe, placche segnaletiche, carte decorative, posa di moquette etc.
PLP double-sided tape for plates, plaques, decorative paper, carpet laying, etc.



COD.	DESCRIZIONE / DESCRIPTION	
08.0402505000	**NASTRO BIADESIVO H.50 L.50M** / *DOUBLE-SIDED ADHESIVE TAPE H50 L50*	1 RT

ART. - ITEM
08.0410

Film estensibile
Stretch film

Bobine MINI di film estensibile multiuso. Ideale per serramentisti, falegnami, industrie, ecc.
MINI reels stretch film. Usable for window fitters, carpenters, industries, etc.



COD.	DESCRIZIONE / DESCRIPTION		
08.0410012544	**FILM EST. TRASP. MS30 23MY H.125MM** / *TRANSPARENT STRETCH FILM H.125MM*	1 RT	60 RT

ART. - ITEM
14.0410

Film estensibile per uso manuale
Stretch film for manual use

Film estensibile per uso manuale fornito con tubotto unificato ai formati initernazionali con diametro interno 50mm. Destinato a tutte le situazioni di imballaggio.
Stretch film for manual use with an inner core which has been standardized to international formats with 50mm inner diameter. Suitable for all types packaging situations.



COD.	DESCRIZIONE / DESCRIPTION		
14.0410000040	**FILM ESTENSIBILE BIANCO 23MY H.500 MM.** / *WHITE STRETCH FILM 23MY H.500MM*	1 RT	6 RT
14.0410000044	**FILM ESTENSIB. TRASPARENTE 23MY H.500 MM** / *TRANSPARENT STRETCH FILM 23MY H.500MM*	1 RT	6 RT

ART. - ITEM
08.0412

Cintino cotone
Cotton strap

Cintino cotone extra rotolo 50mt.
Cotton strap roll 50mt.



COD.	DESCRIZIONE / DESCRIPTION	
08.0412000000	**CINTINO COTONE EXTRA ROT.MT.50** / *COTTON STRAP ROLL 50MT.*	50 MT

ART. - ITEM
08.114150

Pennellessa americana
American brush

Pennellessa professionale americana con ghiera nichelatae manico in legno. Realizzata con setola bionda Chungking e filamenti di Krex, incollata con mastice epossidico. Indicataper uso professionale.
Professional american brush with nickel plated ferrule and wooden handle. Made with Chungking bristle and Krex filaments, glued with epoxy putty. Ideal for professional use.



COD.	DESCRIZIONE / DESCRIPTION		
114 150	**PENNELLESSA QUADRATA SET.BIONDA DA 1,5** / *BLONDE BRISTLE SQUARE BRUSH 1,5*	1 PZ	12 PZ
114 200	**PENNELLESSA QUADRATA SET.BIONDA DA 2,0** / *BLONDE BRISTLE SQUARE BRUSH 2,0*	1 PZ	12 PZ
114 250	**PENNELLESSA QUADRATA SET.BIONDA DA 2,5** / *BLONDE BRISTLE SQUARE BRUSH 2,5*	1 PZ	12 PZ

ART. - ITEM
08.2539

Pennellessa
Brush

Pennellessa con ghiera nichelata e manico in moplen. Realizzata con setola bionda miscelata a filamenti sintetici, incollata con mastice epossi dico.
Brush with nickel plated ferrule and moplen handle. Made with m ixed bristle synthetic filament, glued with epoxy putty.



COD.	DESCRIZIONE / DESCRIPTION		
2 539 020	**PENNELLESSA SETOLA CINESE BIONDA 20** / *BLONDE BRISTLE BRUSH 20*	1 PZ	12 PZ
2 539 030	**PENNELLESSA SETOLA CINESE BIONDA 30** / *BLONDE BRISTLE BRUSH 30*	1 PZ	12 PZ
2 539 040	**PENNELLESSA SETOLA CINESE BIONDA 40** / *BLONDE BRISTLE BRUSH 40*	1 PZ	12 PZ
2 539 050	**PENNELLESSA SETOLA CINESE BIONDA 50** / *BLONDE BRISTLE BRUSH 50*	1 PZ	12 PZ
2 539 060	**PENNELLESSA SETOLA CINESE BIONDA 60** / *BLONDE BRISTLE BRUSH 60*	1 PZ	12 PZ
2 539 070	**PENNELLESSA SETOLA CINESE BIONDA 70** / *BLONDE BRISTLE BRUSH 70*	1 PZ	12 PZ

ART. - ITEM
08.3311

Pennello strozzato
Necked brush

Pennello strozzato con ghiera nichelata e manico in legno.
Realizzato con setola bionda.
Necked brush with nickel plated ferrule and wood handle. Made with b ristle.



COD.	DESCRIZIONE / DESCRIPTION		
3 311 004	**PENNELLO STROZZATO PURA SETOLA 4** / *PURE BRISTLE NECKED BRUSH 4*	1 PZ	12 PZ
3 311 006	**PENNELLO STROZZATO PURA SETOLA 6** / *PURE BRISTLE NECKED BRUSH 6*	1 PZ	12 PZ
3 311 008	**PENNELLO STROZZATO PURA SETOLA 8** / *PURE BRISTLE NECKED BRUSH 8*	1 PZ	12 PZ
3 311 010	**PENNELLO STROZZATO PURA SETOLA 10** / *PURE BRISTLE NECKED BRUSH 10*	1 PZ	12 PZ
3 311 012	**PENNELLO STROZZATO PURA SETOLA 12** / *PURE BRISTLE NECKED BRUSH 12*	1 PZ	12 PZ
3 311 014	**PENNELLO STROZZATO PURA SETOLA 14** / *PURE BRISTLE NECKED BRUSH 14*	1 PZ	12 PZ

11 Illuminazione *Lighting*

PAG.





Torrette elettrificate 631÷632
Electrified towers





Faretti e accessori 633÷636
Spotlights and accessories





Profili sottopensili LED 637÷638
Undercabinet LED profile

INDICE *INDEX*

Cod.	Pag.
11.0122758000	638
11.01692L0000	633
11.01697L0000	633
11.01698L0000	633
11.0262000040	635
11.0262000041	635
11.0308000040	635
11.0308000041	635
11.0902202320	635
11.0AL12SC000	633
11.0ALSRT0000	634
11.0HLB300000	638
11.0INTS220V0	636
11.0STR300000	634
11.1223200000	638
11.1227560000	638
11.1730120B00	633
11.1730120C00	633
11.1730120L00	633
11.1730120000	633
11.1730120S00	633
11.2078329000	631
11.2095117000	631
11.2095317000	632
11.3T49220400	634
11.9739100000	638
11.LAFL12010CWTE	637
11.LAFL12010NWTEST	637
11.LAFL12010WWTE	637
11.MAFL12010CWTAS	637
11.MAFL12010NWT	637
11.MAFL12010WW	637
11.R5STRFL65120CW	637
11.R5STRFL65120NW	637
11.R5STRFL65120WW	637

Comferut
ACCESSORI PER MOBILI

Illuminazione *lighting*

Un'ampia gamma di soluzioni per l'arredamento e la progettazione

A wide range of items for furniture and design.





Devi progettare un arredamento su misura?

Devi prototipare una nuova serie?

Comferut è la tua soluzione per quanto riguarda l'illuminazione. chiedici i cataloghi e scopri la nostra consulenza tecnica.
commerciale@comferut.it

Do you have to design a taylor made furniture?

Do you have to prototype a new collection?

Comferut is your partner in lighting solutions. Ask us for lighting catalogue and for our technical consultancy.

commerciale@comferut.it



ART. - ITEM
11.2078

EXIT 45
EXIT 45

Passacavo rettangolare con 3 prese schuko e 2 prese dati completo di supporto per cavi.
Cable outlet with 3 schuko and 2 data. Complete of cable holder.



COD.	DESCRIZIONE / DESCRIPTION	
11.2078329000	**EXIT 45 331X120X25 MM.-3 PRESE, 2 RJ45** / *EXIT 45 MM.331X120X25 3 SCHUKO, 2 RJ45*	1 PZ

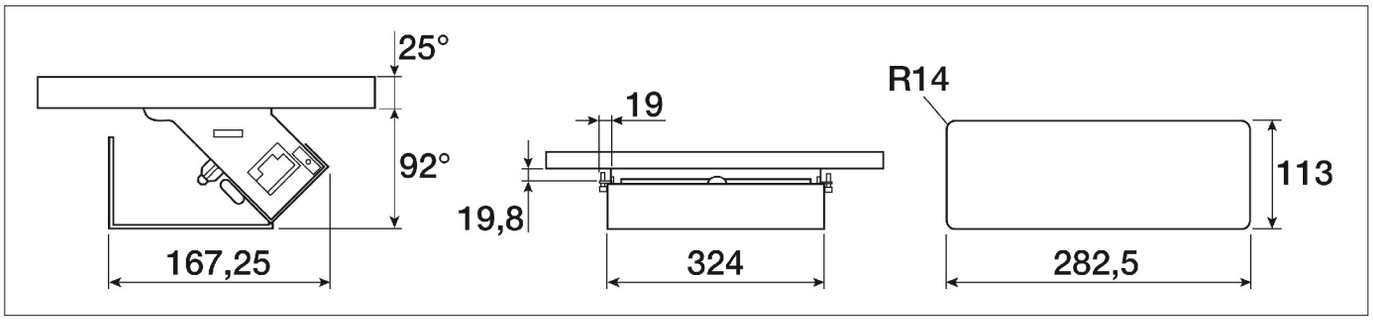

ART. - ITEM
11.2095117

Torretta TOWER POWER 3 schuko 2 USB
EXIT TOWER POWER Socket 3 schuko 2 USB

Torretta TOWER POWER diam.60, 3 schuko 2 USB
EXIT TOWER POWER diam.60, 3 schuko 2 USB



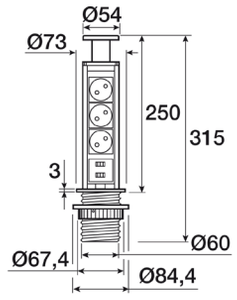

COD.	DESCRIZIONE / DESCRIPTION	
11.2095117000	**TORRETTA TOWER POWER Ø60 3 SCHUKO+2USB** / *EXIT TOWER POWER Ø60 3 SCHUKO + 2 USB*	1 PZ

ART. - ITEM
11.2095

Torretta TOWER POWER 3 schuko 2 USB
EXIT TOWER POWER Socket 3 schuko 2 USB

Torretta TOWER POWER diam.100, 3 schuko 2 USB
EXIT TOWER POWER diam. 100, 3 schuko 2 USB



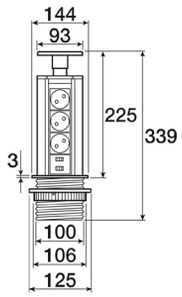

COD.	DESCRIZIONE / DESCRIPTION	
11.2095317000	**TORRETTA TOWER POWER Ø100 3 SCHUKO+2USB** / *EXIT TOWER POWER Ø100 3 SCHUKO + 2 USB*	1 PZ

ART. - ITEM
11.0169

Faretto MICRO LED
MICRO LED spotlight

Faretto LED 12V ultrapiatto da incasso. Cavetto 1500mm con spinotto presa. Luce calda. Alimentatore 11.0AL12SC.
Spotlight 12V LED ultra-slim built-in. 1500mm cable with plug socket. Warm light. Power adapter 11.0AL12SC.



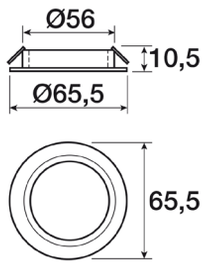

COD.	DESCRIZIONE / DESCRIPTION	
11.01692L0000	**FARETTO MICRO LED 12V ARG.1692/L.CALDA** / *SILVER MICRO SPOTLIGHT W/LED 12V H.LIGHT*	1 PZ
11.01697L0000	**FARETTO MICRO LED 12V CRO.1697/L.CALDA** / *CHROME MICRO SPOTLIGHT W/LED 12V H.LIGHT*	1 PZ
11.01698L0000	**FARETTO MICRO LED 12V ORO 1698/L.CALDA** / *CHROME MICRO SPOTLIGHT W/LED 24V H.LIGHT*	1 PZ

ART. - ITEM
11.0AL12SC

Alimentatore
Driver

Alimentatore 12V con scatolina. Per faretto MICRO LED.
12V driver with box. Suitable for MICRO LED spotlight.



COD.	DESCRIZIONE / DESCRIPTION	
11.0AL12SC000	**ALIMENTATORE 12V ART.AL12/SC** / *DRIVER 12V ART.AL12/SC*	1 PZ

ART. - ITEM
11.1730

SUN
SUN

Faretto da incasso realizzato in metallo con schermo in policarbonato. LED di potenza da 3.5W e cavi polarizzati completi di micro connettori fast-on. Alimentatore: 11.3T49220400.
3.5W powered LED recessed spotlight with metal structure, polycarbonate screen and polarized cable with micro fast-on connectors. Driver: 11.3T49220400.



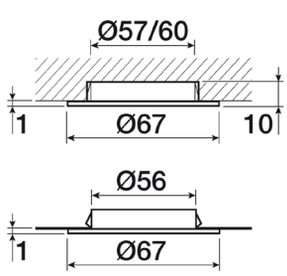

COD.	DESCRIZIONE / DESCRIPTION	
11.1730120B00	**SUN NATURAL 3,5W BIANCO 4000K** / *SUN SPOTLIGHT 3.5W 4000K WHITE*	1 PZ
11.1730120C00	**SUN NATURAL 3,5W CROMO 4000K** / *SUN SPOTLIGHT 3.5W 4000K CHROME*	1 PZ
11.1730120L00	**SUN NATURAL 3,5W OTTONE ANTICO 4000K** / *SUN SPOTLIGHT 3.5W 4000K ANTIQUE BRASS*	1 PZ
11.1730120O00	**SUN NATURAL 3,5W ORO 4000K** / *SUN SPOTLIGHT 3.5W 4000K GOLD*	1 PZ
11.1730120S00	**SUN NATURAL 3,5W ALLUMINIO 4000K** / *SUN SPOTLIGHT 3.5W 4000K ALLUMINUM*	1 PZ

ART. - ITEM
11.3T4922

Alimentatore
Driver

Alimentatore con cavo, spina e connettori. Utilizzabile con tutti i LED alimentati a 350mA.
Driver with cable and plug. Suitable for all 350mA LED products.



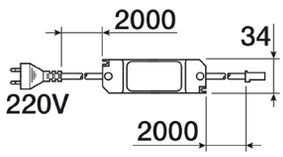

COD.	DESCRIZIONE / DESCRIPTION	
11.3T49220400	**ALIM.1-12 LED 15W 350mA C/SPINA MINI BOX** / *1-12 LED DRIVER 15W 350mA W/PLUG M.BOX*	1 PZ

ART. - ITEM
11.0STR

Modulo FLEX, 300 mm, 12 LED
FLEX module, 300 mm, 12 LED

Modulo LED Flex. Biadesivizzante. Sezionabile ogni 50mm. Interconnessione rapida. Guaina di protezione IP20. Alimentatore 11.0ALSTR.
LED Module Flex with adhesive on both sides. Sectionable evert 50mm. Quick-joint. Protective sheath IP20. Power adapter 11.0ALSTR.



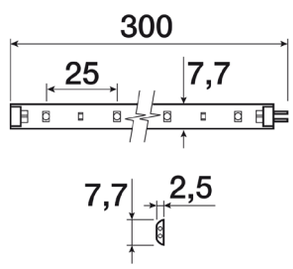

COD.	DESCRIZIONE / DESCRIPTION	
11.0STR300000	**STRISCIA LED FLESS. 30 CM. ART. STRL30F** / *FLEX LED BAR CM.30 ART.STR30*	1 PZ

ART. - ITEM
11.0ALSTR

Alimentatore per Modulo FLEX
Driver for FLEX Module

Alimentatore 12V con cavetto 200cm ad innesto rapido. Per Modulo FLEX.
Driver 12V with 200cm quick-joint cable. Suitable for FLEX module.



COD.	DESCRIZIONE / DESCRIPTION	
11.0ALSRT0000	**ALIMENTATORE STRISCIA LED ART.ALSRT** / *DRIVER ART.ALSRT FOR STRIP FLEX*	1 PZ

ART. - ITEM
11.0308

Interruttore da incasso
Built-in switch

Interruttore per mobili a pressione.
Built-in switch



COD.	DESCRIZIONE / DESCRIPTION	
11.0308000040	**INTERUTTORE A PRESSIONE BIANCO** / *WHITE FLUSH SWITCH*	1 PZ
11.0308000041	**INTERUTTORE A PRESSIONE NERO** / *BLACK FLUSH SWITCH*	1 PZ

ART. - ITEM
11.0262

Interruttore di fine corsa
Limit Switch Key

Interruttore per mobili di fine corsa.
Limit Switch Key



COD.	DESCRIZIONE / DESCRIPTION	
11.0262000040	**FINE CORSA TASTO TONDO BIANCO** / *WHITE ROUND LIMIT SWITCH KEY*	1 PZ
11.0262000041	**FINE CORSA TASTO TONDO NERO** / *BLACK ROUND LIMIT SWITCH KEY*	1 PZ

ART. - ITEM
11.09020

Interruttore touch a incasso
Recessed toutch switch

Kit interruttore touch a incasso 220V.
Recessed toutch switch kit 220V



COD.	DESCRIZIONE / DESCRIPTION	
11.0902202320	**INTERRUTTORE TOUCH INCASSO 220V** / *RECESSED TOUCH SWITCH 220V*	1 PZ

ART. - ITEM
11.09022

Rilevatore di presenza incasso
Recessed presence detector

Kit rilevatore di presenza temporizzato a incasso 220V.
Recessed presence detector timer 220V.



COD.	DESCRIZIONE / DESCRIPTION	
11.0INTS220V0	**SENSORE PRESENZA INCAS.MOBYSENT 90220070** / *RECESSED PRESENCE DETECTOR 220V*	1 PZ

ART. - ITEM
11.LAF

Profilo Las Vegas
Las Vegas profile

MODULO LAS VEGAS sottopensile ultrapiatto esterno in alluminio con strip Led. Cavo di alimentazione 2000 mm. Tonalità luce: calda, fredda o neutra. Fornibile a misura. Lunghezza massima fornibile 4000mm.
Aluminium undercabinet LAS VEGAS profile with strip led. Wiring set 2000mm. Light tone: warm, cold or neutral. Available customized. Maximum lenght 4000mm.



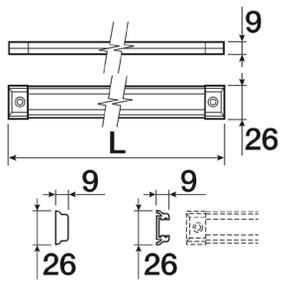

COD.	DESCRIZIONE / DESCRIPTION	
11.LAFL12010CWTE	**LAS VEGAS 120LED 10W/mt 5000K S/OPALE** / *LAS VEGAS 120LED 10WMT 5000K OPAL SCREEN*	1 PZ
11.LAFL12010NWTEST	**LAS VEGAS ALL.120LED/10WMT 4200K S/OPALE** / *LAS VEGAS 120LED/10WMT 4200K OPAL SCREEN*	1 PZ
11.LAFL12010WWTE	**LAS VEGAS ALL.120LED/10WMT 3100K S/OPALE** / *LAS VEGAS 120LED/10WMT 3100K OPAL SCREEN*	1 PZ

ART. - ITEM
11.MAF

Profilo Mirage
Mirage profile

MODULO MIRAGE sottopensile ultrapiatto a incasso in alluminio con strip Led. Cavo di alimentazione 2000 mm. Tonalità luce: calda, fredda o neutra. Fornibile a misura. Lunghezza massima fornibile 4000mm.
Aluminum built-in undercabinet MIRAGE profile with strip led. Wiring set 2000mm.Light tone: warm, cold ord neutral. Available customized. Maximum lenght 4000mm.



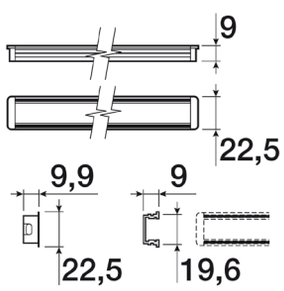

COD.	DESCRIZIONE / DESCRIPTION	
11.MAFL12010CWTAS	**MIRAGE ALL.120LED/10WMT 5000K S/SAT.C/TA** / *MIRAGE 120LED/10WMT 5000K OPAL SCREEN*	1 PZ
11.MAFL12010NWT	**MIRAGE ALL.120LED/10WMT 4200K S/SAT.** / *MIRAGE 120LED/10WMT 4200K OPAL SCREEN*	1 PZ
11.MAFL12010WW	**MIRAGE ALL.120LED/10WMT 3100K S/SAT.** / *MIRAGE 120LED/10WMT 3100K OPAL SCREEN*	1 PZ

ART. - ITEM
11.5L513

Striscia adesiva LED 12V
Adhesive strip LED 12V

Striscia adesiva 120 LED/mt. 10W/mt. disponibile temperatura colore 4100K (luce naturale), 3100K (luce calda) o 6000K (luce fredda). Sezionabile ogni 25mm. Guaina di protezione IP55.
Adhesive strip 120 LED/mt. 10W/mt. Available temperature colour 4100K (neutral),3100K (warm) or 6000K (cold). Section pitch: 25mm. Protecion sheath IP55



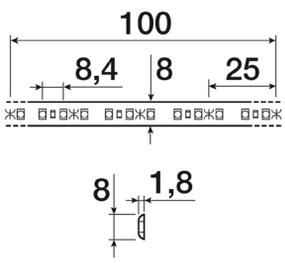

COD.	DESCRIZIONE / DESCRIPTION	
11.R5STRFL65120CW	**STRIP 120LED/10W/MT C/GUAINA 6000K (5MT)** / *5MT STRIP 120LED/10W/MT W/SHEATH 6000K*	1 PZ
11.R5STRFL65120NW	**STRIP 120LED/10W/MT C/GUAINA 4100K (5MT)** / *5MT STRIP 120LED/10W/MT W/SHEATH 4100K*	1 PZ
11.R5STRFL65120WW	**STRIP 120LED/10W/MT C/GUAINA 3100K (5MT)** / *5MT STRIP 120LED/10W/MT W/SHEATH 3100K*	1 PZ

ART. - ITEM
11.1227

Alimentatore per striscia LED
Driver for strip led

Alimentatore LED professionale 12V. Potenze disponibili: 20W, 30W, 50W, 70W e 100W.
Professional driver led 12V. Available power: 20W, 30W, 50W, 70W, 100W



COD.	DESCRIZIONE / DESCRIPTION	
11.0122758000	**ALIMENTATORE LED 70W 12V** / *DRIVER LED 70W 12V*	1 PZ
11.0HLB300000	**ALIMENTATORE LED 30W 12V** / *DRIVER LED 30W 12V*	1 PZ
11.1223200000	**ALIMENTATORE LED 20W 12V** / *DRIVER LED 20W 12V*	1 PZ
11.1227560000	**ALIMENTATORE LED 50W 12V** / *DRIVER LED 50W 12V*	1 PZ
11.9739100000	**ALIMENTATORE LED 100W 12V** / *DRIVER LED 100W 12V*	1 PZ

12 Complementi per cucina *Complements for kitchen*

PAG.





Cestelleria e sistemi di sollevamento per ante 643÷650
Pull-out rack and lift systems





Zoccoli e gole 651÷654
Plinths and gola systems





Scolapiatti e portaposate 655÷661
Plate rack and cutlery tray





Pattumiere e fondi 662÷667
Waste bins and aluminium bottom





Piedini e sottopensili 668÷676
Feet and undercabinets



Gambe tavolo, reggi mensole e griglie 677÷686
Table legs, shelf supports and grids

INDICE *INDEX*

Cod.	Pag.	05.F3675012001	647	12.0244010009	670	12.03330012AN	652
05.0037920000	643	05.F367501401	647	12.0244012009	670	12.03330015AN	652
05.0037921000	643	05.F586207000	644	12.0244015009	670	12.03400010AN	651
05.0037924000	643	12.0124000101	651	12.0246000009	670	12.03400012AN	651
05.0037925000	643	12.0124010101	651	12.0250008009	669	12.03400015AN	651
05.0047920000	643	12.0124015101	651	12.0250010009	669	12.0396010009	670
05.0047924000	643	12.0138000006	679	12.0250012009	669	12.0396012009	670
05.0047925000	643	12.0140091006	678	12.0250015009	669	12.0396015009	670
05.0076207000	644	12.0140091506	678	12.0250M06F09	669	12.0600300000	661
05.0077920000	643	12.0140101006	678	12.0250M07009	669	12.0A45050000	658
05.0077921000	643	12.0140101506	678	12.0250M08F09	669	12.0A60050000	659
05.0077924000	643	12.0140121706	678	12.0250M10009	669	12.0A9005C000	659
05.0077925000	643	12.0140141206	678	12.0250M10F09	669	12.0KBIR00000	660
05.0079439010	643	12.0140141456	678	12.0250M12009	669	12.0KCOP00000	660
05.0079440000	643	12.0140141706	678	12.0250M12F09	669	12.0KPAD00000	660
05.0079449010	643	12.0140142006	678	12.0250M15F09	669	12.0OS6000000	659
05.0079557930	643	12.0142101042	678	12.0251010009	668	12.0OS9000000	659
05.0079559010	643	12.0142101442	678	12.0251012009	668	12.0Q45050000	657
05.0079567930	643	12.0142120742	678	12.0251015009	668	12.0Q60050000	657
05.0079569010	643	12.0142121242	678	12.0252000009	671	12.0Q6005B000	658
05.0087920000	643	12.0142141242	678	12.0252002409	671	12.0Q90050000	657
05.0087921000	643	12.0142141442	678	12.0254000009	671	12.0Q9005C000	658
05.0087924000	643	12.0142141642	678	12.0256005509	671	12.1015I000AN	653
05.0087925000	643	12.0144E10510	682	12.0256PL0041	672	12.1043D00039	653
05.0270582000	647	12.0144E10552	682	12.0256PVC009	672	12.1043S00039	653
05.0270666000	647	12.0144E10554	682	12.0257009010	674	12.1045000039	654
05.0271707000	647	12.0144E45010	682	12.0257009039	674	12.173GZ00000	655
05.2715580000	649	12.0144E45052	682	12.0257012039	674	12.175GZ00000	655
05.2716617035	648	12.0144E45054	682	12.0258012010	674	12.233G000000	656
05.2716627035	648	12.0144E50010	682	12.0258012039	674	12.235G000000	656
05.2716637035	648	12.0144E50052	682	12.0260071010	677	12.3001010002	675
05.2716647035	648	12.0144E50054	682	12.0260071040	677	12.3001010010	675
05.2716657035	648	12.0144E75010	682	12.0260071041	677	12.3001010016	675
05.2716667035	648	12.0144E75052	682	12.02600710CP	677	12.3001010052	675
05.2716677035	648	12.0144E75054	682	12.02600710NP	677	12.3001015010	675
05.2716880000	648	12.0145001840	681	12.0260082010	677	12.3001015016	675
05.2717010006	646	12.0146231803	682	12.0260082040	677	12.3001015052	675
05.2717860000	649	12.0146231821	682	12.0260082041	677	12.3002000002	675
05.2717870000	649	12.0182000039	653	12.0260082053	677	12.3002000010	675
05.2718100000	650	12.0182R00000	653	12.02600820CP	677	12.3002000016	675
05.2718110000	650	12.0191000101	651	12.0260087010	677	12.3002000052	675
05.2718740000	649	12.0191200101	651	12.0260087040	677	12.3004000002	676
05.2718750000	649	12.0191500101	651	12.0260087041	677	12.3004000010	676
05.2718780000	649	12.0232009010	672	12.02600870CP	677	12.3004000016	676
05.2718790000	649	12.0232009039	672	12.0260110010	677	12.3004000052	676
05.2718800000	649	12.0232012010	672	12.0266607100	677	12.3007000010	676
05.2718820000	649	12.0232012039	672	12.0270000010	684	12.3007000052	676
05.2718830000	649	12.0234007510	673	12.0280040001	685	12.3013000002	676
05.2718870000	649	12.0234010510	673	12.0280040002	685	12.3013000010	676
05.2718880000	649	12.0236P120AA	673	12.0280040039	685	12.3013000016	676
05.2719100000	650	12.0236P120AC	673	12.0280050001	685	12.3013000052	676
05.2719110000	650	12.0236Z120AA	673	12.0280050002	685	12.356CRETAH0	645
05.2719140000	650	12.02380150AN	673	12.0280050039	685	12.6781840040	674
05.2719150000	650	12.0240010041	668	12.0282000040	685	12.8920362000	652
05.2719180000	650	12.0240012041	668	12.0282000041	685	12.8920521000	652
05.2719200000	650	12.0240015041	668	12.0282000042	685	12.903IN00000	655
05.5011H00010	646	12.0242008009	669	12.0284006142	685	12.905IN00000	655
05.F035412000	645	12.0242010009	669	12.0288003501	686	12.905NAL0000	655
05.F036207000	644	12.0242012009	669	12.0288003505	686	12.951H000039	667
05.F300081000	644	12.0242015009	669	12.0288003508	686	12.952H000039	667
05.F300081100	644	12.0244008009	670	12.03330010AN	652	12.953H000039	667

12.954H000039 667
12.957H000039 667
12.9779000000 662
12.982GP00000 656
12.C22060501F 664
12.C22090501F 665
12.C28060502F 662
12.C28090502F 663
12.C746037000 654
12.G1000000AN 653
12.G2000000AN 654
12.G3000000AN 654
12.I850560000 656
12.I850760000 656
12.I850860000 656
12.MN10214509 679
12.MN10217009 679
12.MN11215009 680
12.MN11317509 681
12.PAI6051000 665
12.PAI6091000 666
12.PAL6051ALL 666
12.PPI6071000 666
12.PTA3045A00 663
12.PTA4045A00 664
12.RM20141952 684
12.RM25141952 684
12.RM25192410 684
12.RM25192452 684
302C13S 683
302C32S 683
305C13S 683
305C44S 683
309B32S 683
45010FPS302 668
45012FPS302 668
45015FPS302 668

ART. - ITEM
05.LMII

Estraibile LE MANS II

Cabinet corner LE MANS II

Estraibile per base ad angolo LE MANS II. Angolo di apertura dell'anta per l'estrazione del ripiano : 85°. Portata : 25 Kg.
Cabinet corner LE MANS II. Fully functional at 85° door opening angle. 25 kilo payload.



COD.	DESCRIZIONE / DESCRIPTION	
05.0037920000	**LEMANS II A.45 V.90 CLASSIC BIANCO DX** / *WHITE LEMANS CLASSIC DOOR 45 SPACE 90 R*	1 CP
05.0037921000	**LEMANS II A.45 V.90 CLASSIC BIANCO SX** / *WHITE LEMANS CLASSIC DOOR 45 SPACE 90 L*	1 CP
05.0037924000	**LEMANS II A.60 V.100 CLASSIC BIANCO DX** / *WHITE LEMANS CLASSIC DOOR 60 SPACE 100 R*	1 CP
05.0037925000	**LEMANS II A.60 V.100 CLASSIC BIANCO SX** / *WHITE LEMANS CLASSIC DOOR 60 SPACE 100 L*	1 CP
05.0047920000	**LEMANS II A.45 V.90 CLASSIC GRIGIO DX** / *GREY LEMANS CLASSIC DOOR 45 SPACE 90 R*	1 CP
05.0047924000	**LEMANS II A.60 V.100 CLASSIC GRIGIO DX** / *GREY LEMANS CLASSIC DOOR 60 SPACE 100 R*	1 CP
05.0047925000	**LEMANS II A.60 V.100 CLASSIC GRIGIO SX** / *GREY LEMANS CLASSIC DOOR 60 SPACE 100 L*	1 CP
05.0077920000	**LEMANS II A.45 V.90 STYLE BIANCO DX** / *WHITE LEMANS STYLE DOOR 45 SPACE 90 R*	1 CP
05.0077921000	**LEMANS II A.45 V.90 STYLE BIANCO SX** / *WHITE LEMANS STYLE DOOR 45 SPACE 90 L*	1 CP
05.0077924000	**LEMANS II A.60 V.100 STYLE BIANCO DX** / *WHITE LEMANS STYLE DOOR 60 SPACE 100 R*	1 CP
05.0077925000	**LEMANS II A.60 V.100 STYLE BIANCO SX** / *WHITE LEMANS STYLE DOOR 60 SPACE 100 L*	1 CP
05.0079439010	**PALO LEMANS II HIGH BOARD H.1250 BIANCO** / *WHITE LEMANS HIGH BOARD POLE H.1251*	1 PZ
05.0079440000	**PALO LEMANS II 600-750 GRIGIO** / *GREY LEMANS POLE 600-750*	1 PZ
05.0079449010	**PALO LEMANS II 600-750 BIANCO** / *WHITE LEMANS POLE 600-750*	1 PZ
05.0079557930	**AMMORTIZZATORE PER LEMANS II GRIGIO DX** / *GREY LEMANS SHOCK ABSORBER R*	1 PZ
05.0079559010	**AMMORTIZZATORE PER LEMANS II BIANCO DX** / *WHITE LEMANS SHOCK ABSORBER R*	1 PZ
05.0079567930	**AMMORTIZZATORE PER LEMANS II GRIGIO SX** / *GREY LEMANS SHOCK ABSORBER L*	1 PZ
05.0079569010	**AMMORTIZZATORE PER LEMANS II BIANCO SX** / *WHITE LEMANS SHOCK ABSORBER L*	2 PZ
05.0087920000	**LEMANS II A.45 V.90 STYLE GRIGIO DX** / *GREY LEMANS STYLE DOOR 45 SPACE 90 R*	1 CP
05.0087921000	**LEMANS II A.45 V.90 STYLE GRIGIO SX** / *GREY LEMANS STYLE DOOR 45 SPACE 90 L*	1 CP
05.0087924000	**LEMANS II A.60 V.100 STYLE GRIGIO DX** / *GREY LEMANS STYLE DOOR 60 SPACE 100 R*	1 CP
05.0087925000	**LEMANS II A.60 V.100 STYLE GRIGIO SX** / *GREY LEMANS STYLE DOOR 60 SPACE 100 L*	1 CP

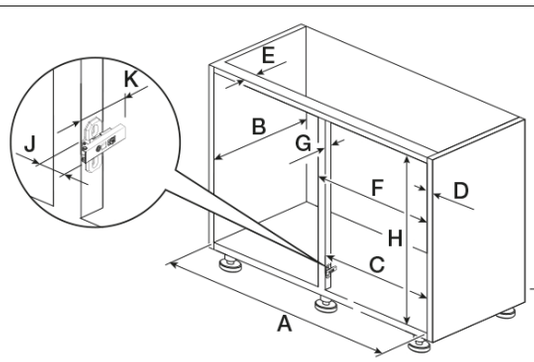

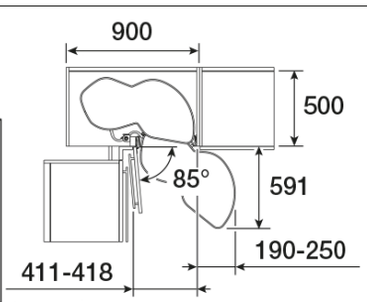

Esempio: per apertura a destra
(mobile a sinistra - anta da 45cm)

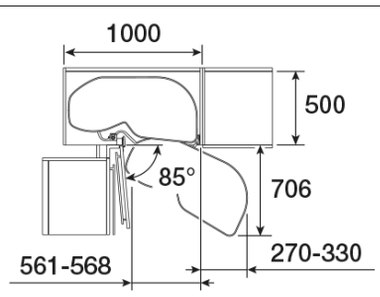

Esempio: per apertura a destra
(mobile a sinistra - anta da 60cm)

Larghezze ante mm	450	600
A	≥ 800	≥ 960
B	≥ 500	≥ 500
C	411-418	561-568
D	16-19	16-19
E	≥ 60	≥ 60

Larghezze ante mm	450	600
F	≤ 450	≤ 600
G	≤ 65	≤ 65
H	600-900	600-900
J	≤ 25	≤ 25
K	≤ 70	≤ 70

ART. - ITEM
05.MAGC

Estraibile MAGIC CORNER
Cabinet corner MAGIC CORNER

Estraibile per base ad angolo MAGIC CORNER. Con un unico movimento, la tecnologia d'estrazione intelligente porta contemporaneamente lo scaffale frontale e quello estraibile nella zona visibile e accessibile. ClickFixx - montaggio senza utensili e regolazioni semplici.
Cabinet corner MAGIC CORNER. With one movement, the intelligent sliding technology simultaneously draws the front and the roll-out rack into the user's view and access area. ClickFixx - toolless assembly and simple adjustment.



COD.	DESCRIZIONE / DESCRIPTION	
05.0076207000	**SET 4 CESTI STYLE MAGIC CORNER BIANCO** */ MAGIC CORNER WHITE STYLE BASKET SET*	1 PZ
05.F036207000	**SET 4 CESTI CLASSIC MAGIC CORNER BIANCO** */ MAGIC CORNER WHITE CLASSIC BASKET SET*	1 PZ
05.F300081000	**MAGIC CORNER A.45 V.90 FAST FIX AMM.SX** */ MAGIC CORNER DOOR 45 SPACE 90 L*	1 PZ
05.F300081100	**MAGIC CORNER A.45 V.90 FAST FIX AMM.DX** */ MAGIC CORNER DOOR 45 SPACE 90 R*	1 PZ
05.F586207000	**SET 4 CESTI STANDARD IN FILO CROMO** */ CHROMED STANDARD BASKET SET*	1 PZ

Apertura a sinistra

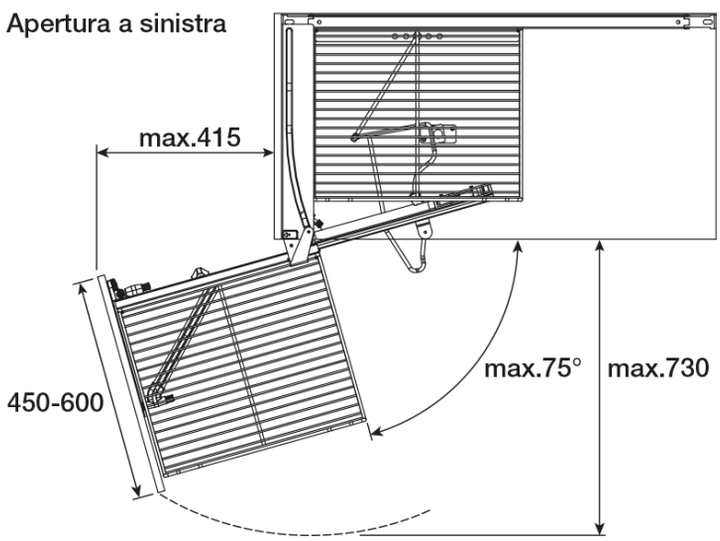

B= larghezza libera del mobile:		860-971 mm
T= profondità libera del mobile:		≥ 485 mm
H = altezza libera del mobile:		≥ 525 mm
Larghezza anta		≥ 450 mm
Carico utile	estraibile frontale:	14 kg
	estraibile angolo:	18 kg
P= profondità montante	T = 485-500 mm	P ≤ 65
	T = 500-510 mm	P ≤ 80

ART. - ITEM
05.PORB

Estraibile per base 15
Base Cabinet Roll-Out

L'elemento estraibile per base larga 150mm. Utilizza in modo ottimale anche le nicchie più piccole. Larghezza minima (da 112mm) - massima flessibilità. Regolazione frontale tridimensionale.
Base Cabinet Roll-Out, 150mm. Take advantage of even the tiniest niche. Minimum width (from 112mm) - maximum flexibility. 3D front adjustment: Perfect gap alignment in minutes. Ferrure extractible pour embase de 150mm de large, idèale pour les espaces rèduits. Largeur minimum de 112mm, flexibilitè maximale. Règlage tridimensionnel frontal.



COD.	DESCRIZIONE / DESCRIPTION	
05.F035412000	**ESTR.EST.T V.15 2 RIP.S-S.H540 DX AR.STY** / *TOTAL P/OUT FRAME H.540 SS RIGHT STYLE*	1 PZ

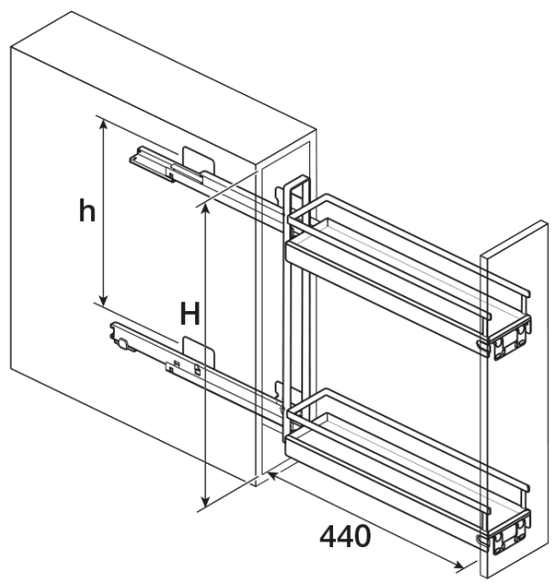

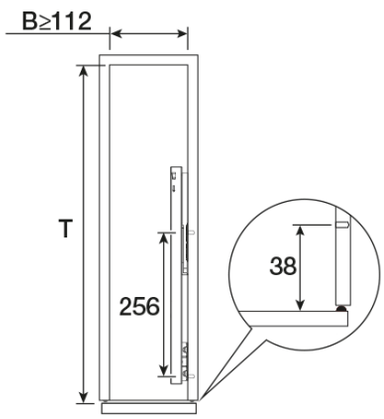

B = Larghezza libera del mobile:	≥ 112 mm
T = Profondità libera del mobile:	≥ 481 mm
H = Altezza libera del mobile:	≥ 542 mm
h = Distanza fori:	380 mm

ART. - ITEM
12.350RETA

Portabottiglie Jolly
Pull-out bottle rack

Portabottiglie Jolly con guida laterale ad estrazione totale e chiusura ammortizzata. Fissaggio dell'anta in ABS con sistema di registrazione brevettato.
Jolly pull-out bottle rack with full extensione and soft close side slides. Pat ented adjustable ABS door brackets,

DATI TECNICI/TECHNICAL DATA mm	
H	570
L	110
P	475



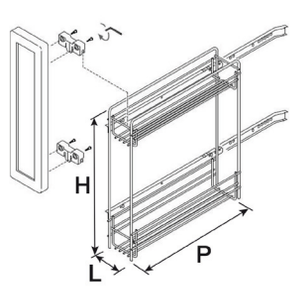

COD.	DESCRIZIONE / DESCRIPTION	
12.356CRETAH0	**PORTABOTTIGLIE JOLLY GUIDA LATERALE** / *JOLLY PULL-OUT BOTTLE RACK DEPTH 475 ABS*	1 PZ

ART. - ITEM
05.5011H

Guarnitura per ante a ribalta
Lift system

Guarnitura DUO e DUO FORTE per ante a ribalta con angoli di apertura di 75°, 90°, 110°. Da utilizzare rispettivamente per ante piccole/medie, medie/grandi. Con angolare di fissaggio per fori con passo 28mm.
DUO and DUO FORTE opening systems for lifting doors. Opening angles: 75°, 90°, 110°. To use respectively with small/medium doors, medium/large doors. Mounting bracket for 28mm holes pitch.





COD.	DESCRIZIONE / DESCRIPTION	
05.2717010006	**MECCAN.DUO FORTE C/ANGOL.P.28MM A.MEDIE** / *BRAKING JOINT PITCH 28MM MEDIUM DOOR*	1 PZ
05.5011H00010	**MECCANISMO DUO C/ANGOL.28MM ANTE PICCOLE** / *BRAKING JOINT PITCH 28MM SMALL DOOR*	1 PZ

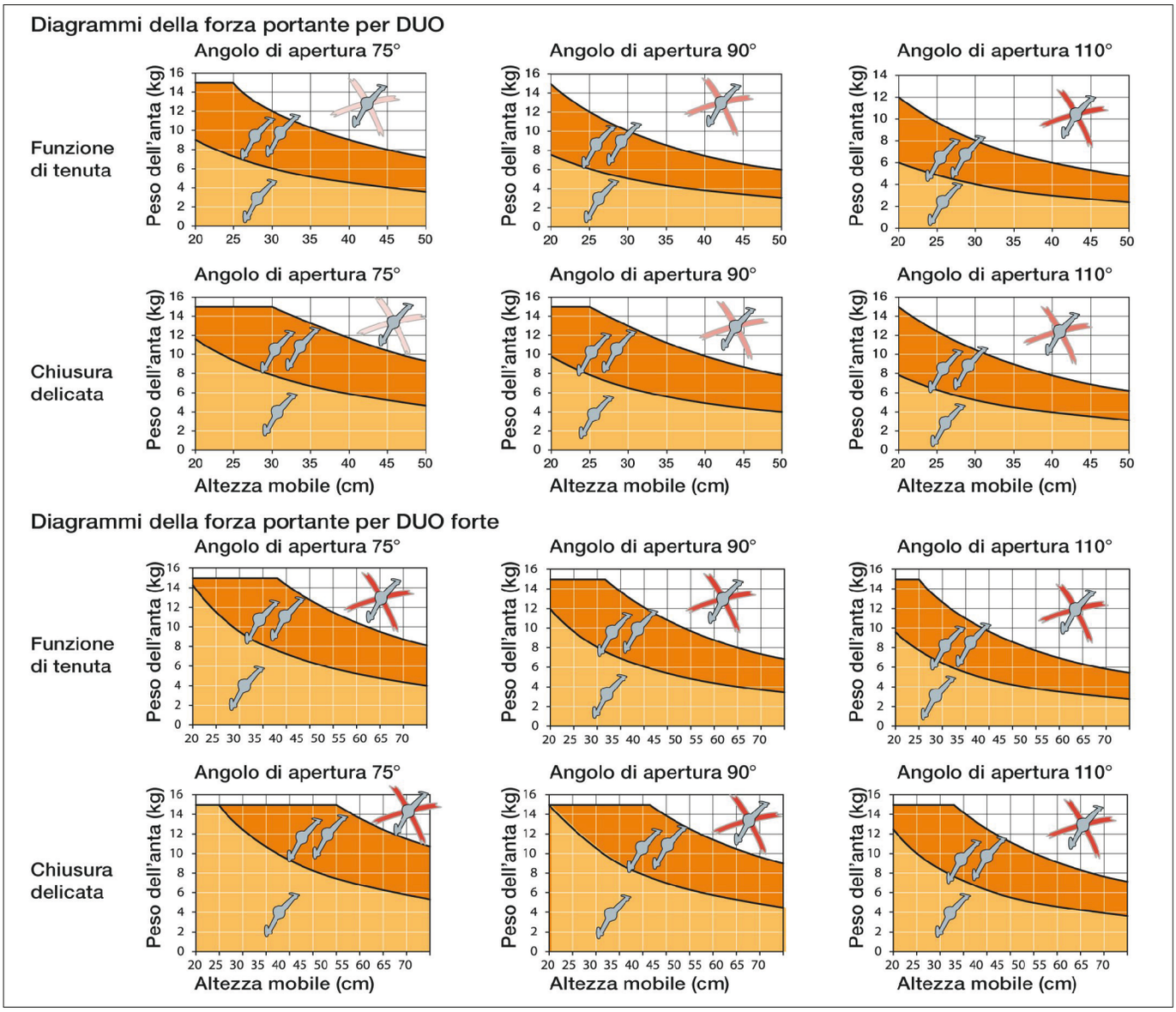

ART. - ITEM
05.F3675

Guarnitura per ante a ribalta
Lift system

Guarnitura MAXI per ante a ribalta con angoli di apertura di 75°, 90°, 110°. Nella tabella di seguito, il peso dell'anta indi cato (kg) si riferisce ad una guarnitura Maxi. Per mobili di larghezza superiore o pari a 600mm devono essere utilizzate 2 guarniture Maxi. Inoltre i pesi dell'anta si riferiscono ad aperture di 75° e 90°. Per ottenere un'apertura di 110° si devono diminuire i valori espressi di circa il 45%.

MAXI opening system for lifting door. Opening angles: 75°, 90°, 100°. In the technical data below, the weight of the doors (kg) refers to a Maxi kit. Furniture with width greater than or equal to 600mm must be used 2 Maxi fittings. Also refer to the weight of the wing openings 75° and 90°. To get 110° opening you have to decrease the values by about 45%.





COD.	DESCRIZIONE / DESCRIPTION	
05.0270582000	**MECCANISMO MAXI C C/ANGOL.P.37MM BIANCO** / *WHITE BRAKING JOINT PITCH 37MM MAXI C*	1 PZ
05.0270666000	**AMMORTIZZATORE PER BRACCETTO MAXI** / *SOFT STOP FOR BRAKING JOINT MAXI*	1 PZ
05.0271707000	**MECCANISMO MAXI A C/ANG. P.37MM GRIGIO** / *GREY BRAKING JOINT PITCH 37MM MAXI A*	1 PZ
05.F3675012001	**MECCANISMO MAXI B C/ANGOL.P.37MM BEIGE** / *BEIGE BRAKING JOINT PITCH 37MM MAXI B*	1 PZ
05.F367501401	**MECCANISMO MAXI D C/ANGOLARE P.37MM NERO** / *BLACK BRAKING JOINT PITCH 37MM MAXI D*	1 PZ

Angolo di apertura	Altezza corpo (mm)	Modello A Grigio	Modello B Beige	Modello C Bianco-ghiaccio	Modello D Nero
75°	300	3,8–7,1 kg	6,7–13,7 kg	11,9–21,0 kg	15,4–27,3 kg
	400	2,8–5,3 kg	5,0–10,3 kg	8,9–15,8 kg	11,6–20,5 kg
	500	2,3–4,3 kg	4,1–8,3 kg	7,2–12,5 kg	9,4–16,2 kg
	600	1,9–3,5 kg	3,3–7,0 kg	5,9–10,6 kg	7,6–13,7 kg
	700	1,6–3,0 kg	2,8–5,7 kg	5,0–8,8 kg	6,5–11,4 kg
	800	1,4–2,7 kg	2,5–5,1 kg	4,4–7,9 kg	5,7–10,4 kg
	900	1,3–2,4 kg	2,2–4,6 kg	4,0–7,0 kg	5,2–9,1 kg
	1.000	1,1–2,1 kg	2,0–4,1 kg	3,6–6,3 kg	4,6–8,2 kg
90°	300	3,0–5,3 kg	5,1–10,2 kg	9,1–15,8 kg	11,9–20,8 kg
	400	2,3–4,0 kg	3,8–7,6 kg	6,9–11,9 kg	8,9–15,6 kg
	500	1,8–3,2 kg	3,1–6,1 kg	5,5–9,6 kg	7,2–12,5 kg
	600	1,5–2,7 kg	2,6–5,1 kg	4,6–7,9 kg	6,0–10,4 kg
	700	1,3–2,2 kg	2,1–4,2 kg	3,8–6,6 kg	4,9–8,7 kg
	800	1,1–2,0 kg	1,9–3,9 kg	3,4–5,9 kg	4,4–7,8 kg
	900	1,0–1,8 kg	1,7–3,4 kg	3,0–5,2 kg	3,9–6,9 kg
	1.000	0,9–1,6 kg	1,5–3,0 kg	2,7–4,7 kg	3,6–6,2 kg
110°	300	2,4–4,0 kg	3,9–7,5 kg	6,8–11,6 kg	9,2–15,0 kg
	400	1,8–3,0 kg	2,9–5,6 kg	5,1–8,7 kg	6,9–11,2 kg
	500	1,4–2,4 kg	2,4–4,5 kg	4,0–7,1 kg	5,7–9,0 kg
	600	1,2–2,0 kg	1,9–3,8 kg	3,3–5,9 kg	4,5–7,6 kg
	700	1,0–1,7 kg	1,7–3,1 kg	2,9–4,8 kg	3,8–6,2 kg
	800	0,9–1,4 kg	1,4–2,8 kg	2,6–4,3 kg	3,4–5,6 kg
	900	0,8–1,3 kg	1,3–2,5 kg	2,3–3,8 kg	3,0–5,0 kg
	1.000	0,7–1,2kg	1,1–2,2 kg	2,0–3,5 kg	2,7–4,5 kg

pesi frontale per 1x guarnitura; per larghezze corpo da 600 mm 2x guarniture

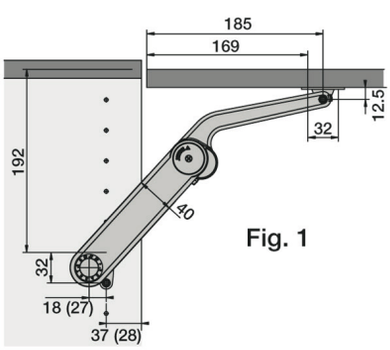

Fig. 1

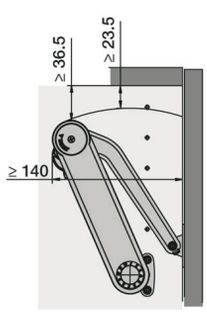

Fig. 1

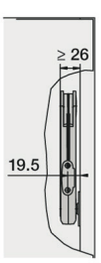

Fig. 2

Un set contiene: 1 guarnitura, 1 angolare di fissaggio per il corpo e 1 angolare per il frontale

Angolare di fissaggio per il corpo: 37 mm di foro

Fig.: 90° Angolo di apertura
Fig. 1 - Vista parte sinistra del corpo (guarnitura a destra)
Fig. 2 - Vista dal davanti

ART. - ITEM
05.2716

Sistema di sollevamento FREE
Lifting system FREE

Design compatto, scorrimento ottimale, arresto multiposizione. Angolo di apert ura 90° e 107°. Regolazione tridimensionale centralizzata e regolazione della forza. Massima flessibilità con 7 tipologie: altezze del frontale da 200 a 650mm; larghezze del frontale fino a 1200mm; peso del frontale da 0,7 a 27kg.
Compact design, optimal flow, multi-stop. Opening angles 90° and 107°. Dimensional adjustment centralized and force control. Maximum flexibility with 7 types : front heights from 200 to 650mm; front widths up to 1200mm; front weight from 0,7 to 27kg.





COD.	DESCRIZIONE / DESCRIPTION	
05.2716617035	**SET FREE II MINI A GRIGIO** / *FREE II MINI A COMPLETE SET GREY*	1 PZ
05.2716627035	**SET FREE II MINI B GRIGIO** / *FREE II MINI B COMPLETE SET GREY*	1 PZ
05.2716637035	**SET FREE II MINI C GRIGIO** / *FREE II MINI C COMPLETE SET GREY*	1 PZ
05.2716647035	**SET FREE II FORTE D GRIGIO** / *FREE II FORTE D COMPLETE SET GREY*	1 PZ
05.2716657035	**SET FREE II FORTE E GRIGIO** / *FREE II FORTE E COMPLETE SET GREY*	1 PZ
05.2716667035	**SET FREE II FORTE F GRIGIO** / *FREE II FORTE F COMPLETE SET GREY*	1 PZ
05.2716677035	**SET FREE II FORTE G GRIGIO** / *FREE II FORTE G COMPLETE SET GREY*	1 PZ
05.2716880000	**LIMITATORE DI APERTURA 90°X FREE II MINI** / *STOP OPENING 90° FOR SET FREE MINI*	1 PZ

N° art.	FREE mini - A 27 1661	FREE mini - B 27 1662	FREE mini - C 27 1663
Altezza del corpo mm	Peso del frontale* kg	Peso del frontale* kg	Peso del frontale* kg
≥200	1,7 - 4,6	3,7 - 7,9	6,8 - 14,7
≤225	1,5 - 4,1	3,1 - 7,1	6,0 - 13,1
≤250	1,3 - 3,8	2,9 - 6,4	5,4 - 11,8
≤275	1,2 - 3,3	2,5 - 5,7	4,8 - 10,6
≤300	1,1 - 3,1	2,4 - 5,1	4,4 - 9,6
≤325	1,0 - 2,8	2,1 - 4,6	4,0 - 8,8
≤350	0,9 - 2,6	2,0 - 4,2	3,7 - 8,1
≤375	0,9 - 2,3	1,9 - 3,8	3,5 - 7,5
≤400	0,8 - 2,1	1,7 - 3,6	3,2 - 7,0
≤425	0,7 - 1,9	1,5 - 3,4	2,9 - 6,5
≤450	0,6 - 1,7	1,4 - 3,2	2,7 - 6,1

Un set è composto da:
2 guarniture FREE mini (destra e sinistra)
2 coperture per la guarnitura (destra e sinistra) 2 piastre di fissaggio per il frontale
maschera di foratura

Angolo di apertura 107°
Colori: grigio (7035) bianco (9966)



Limitatore dell'angolo di apertura a 90°
per FREE mini grigio (7035) N° art. 27 1688



N° art.	FREE forte - D 27 1664	FREE forte - E 27 1665	FREE forte - F 27 1666	FREE forte - G 27 1667
Altezza del corpo mm	Peso del frontale* kg	Peso del frontale* kg	Peso del frontale* kg	Peso del frontale* kg
≥350	5,2 - 11,0	6,7 - 14,3	10,1 - 21,4	13,5 - 27,3
≤375	4,9 - 10,2	6,3 - 13,1	9,4 - 19,8	12,5 - 25,2
≤400	4,7 - 9,6	5,9 - 12,4	8,9 - 18,6	11,8 - 23,3
≤425	4,4 - 9,0	5,6 - 11,6	8,3 - 17,4	11,0 - 21,8
≤450	4,1 - 8,4	5,2 - 10,9	7,8 - 16,3	10,4 - 20,5
≤475	3,9 - 8,0	4,9 - 10,3	7,4 - 15,4	9,8 - 19,3
≤500	3,7 - 7,5	4,7 - 9,7	7,0 - 14,6	9,2 - 18,3
≤525	3,5 - 7,1	4,4 - 9,2	6,6 - 13,9	8,8 - 17,3
≤550	3,3 - 6,8	4,2 - 8,8	6,3 - 13,2	8,3 - 16,5
≤575	3,2 - 6,5	4,0 - 8,4	6,0 - 12,5	8,0 - 15,6
≤600	3,0 - 6,2	3,8 - 8,0	5,7 - 12,0	7,6 - 15,0
≤625	2,8 - 5,9	3,6 - 7,6	5,4 - 11,5	7,2 - 14,4
≤650	2,6 - 5,6	3,4 - 7,3	5,3 - 11,0	6,9 - 14,0

*Peso anta frontale compresa la maniglia

Un set è composto da:
2 guarniture FREE forte (destra e sinistra)
2 coperture per la guarnitura (destra e sinistra)
2 piastre di fissaggio per il frontale
maschera di foratura

Angolo di apertura 107°
Limitatoredell'angolo di apertura a 90° integrato nella guarnitura
Colori: grigio (7035) bianco (9966)



ART. - ITEM
05.2718

Sistema di sollevamento FREE FOLD
Lifting system FREE FOLD

Il sistema intelligente FREEfold, muovendosi verso l'alto, fa ripiegare su di sè il frontale risparmiando spazio. In questo modo nascono intelligenti soluzioni per soffitti bassi, pensili di altezza diversa e frontali grandi e pesanti. La grande offerta di soluzioni per la progettazione è convincente. Movimenti efficienti per cucine moderne. Il sistema Multi-Position-Stopp (MPS) integrato mantiene il frontale nella posizione desiderata. Le cerniere intermedie di sicurezza prevengono lo schiacciamento delle dita. FREEfold è ideale per frontali di vetro e crea impressioni trasparenti e luminose ricche di fascino.

The intelligent FREEfold lifter folds up the front panel as it lifts for a space-saving solution. The fitting offers an intelligent basis on which to plan wall unit solutions for low ceilings, wall units that vary in height and large, heavy front panels. This fitting offers the kitchen planner multiple options for the planning process. Efficient movement sequences for today's kitchens. The integr ated Multi-Position-STOPP guarantees that the front will stop immediately and securely in any position. Safety hinges on the fold prevent any risk of finger pinching. FREEfold is ideal for glass fronts where it generates fascinating impressions of transparency and lighting.





COD.	DESCRIZIONE / DESCRIPTION	
05.2715580000	**CERNIERA INTERM.FREEFOLD FISS.VITI EURO** / *MIDDLE HINGE FREE FOLD WITH EURO SCREWS*	1 PZ
05.2717860000	**SET COPERTURE FREE FOLD DX+SX GRIGIO** / *GREY COVER FOR FREE FOLD RIGHT+LEFT*	1 PZ
05.2717870000	**SET COPERTURE FREE FOLD DX+SX BIANCO** / *WHITE COVER FOR FREE FOLD RIGHT+LEFT*	1 PZ
05.2718740000	**SIS.FREE FOLD ANTA H.650-730 KG.3,9-7,9** / *FREE FOLD DOOR H.650-730 KG.3,9-7,9*	1 PZ
05.2718750000	**SIS.FREE FOLD ANTA H.650-730 KG.5,8-11,6** / *FREE FOLD DOOR H.650-730 KG.5,8-11,6*	1 PZ
05.2718780000	**SIS.FREE FOLD ANTA H.710-790 KG.3,5-7,2** / *FREE FOLD DOOR H.710-790 KG.3,5-7,2*	1 PZ
05.2718790000	**SIS.FREE FOLD ANTA H.710-790 KG.5,2-10,3** / *FREE FOLD DOOR H.710-790 KG.5,2-10,3*	1 PZ
05.2718800000	**SIS.FREE FOLD ANTA H.710-790 KG.8,7-17,2** / *FREE FOLD DOOR H.710-790 KG.8,7-17,2*	1 PZ
05.2718820000	**SIS.FREE FOLD ANTA H.770-840 KG.3,2-6,7** / *FREE FOLD DOOR H.770-840 KG.3,2-6,7*	1 PZ
05.2718830000	**SIS.FREE FOLD ANTA H.770-840 KG.4,9-9,8** / *FREE FOLD DOOR H.770-840 KG.4,9-9,8*	1 PZ
05.2718870000	**SIS.FREE FOLD ANTA H.840-910 KG.4,5-9,00** / *FREE FOLD DOOR H.840-910 KG.4,5-9,00*	1 PZ
05.2718880000	**SIS.FREE FOLD ANTA H.840-910 KG.7,3-14,6** / *FREE FOLD DOOR H.840-910 KG.7,3-14,6*	1 PZ

Altezza del corpo mm	Peso del frontale* kg	N° art.	Altezza del corpo mm	Peso del frontale* kg	N° art.
450-480	2,8 - 5,7	27 1857	710-790	3,5 - 7,2	27 1878
	5,6 - 11,3	27 1858		5,2 - 10,3	27 1879
	8,3 -16,3	27 1859		8,7 - 17,2	27 1880
480-530	2,6 - 5,2	27 1861	770-840	3,2 - 6,7	27 1882
	5,2 - 10,6	27 1862		4,9 - 9,8	27 1883
	7,8 - 15,1	27 1863		8,0 - 15,5	27 1884
520-590	2,4 - 4,9	27 1865	840-910	4,5 - 9,0	27 1887
	4,8 - 9,8	27 1866		7,3 - 14,6	27 1888
	7,2 - 14,1	27 1867	910-970	4,2 - 8,0	27 1891
	11,8 - 23,3	27 1868		6,8 - 13,5	27 1892
580-650	2,2 - 4,4	27 1869	960-1.010	3,9 - 7,6	27 1895
	4,3 - 8,8	27 1870		6,5 - 12,8	27 1896
	6,0 - 12,2	27 1871	1.000-1.040	3,7 - 7,3	27 1899
	10,6 - 20,9	27 1872		6,2 - 12,3	27 1900
650-730	1,9 - 4,0	27 1873	*Peso anta frontale compresa la maniglia		
	3,9 - 7,9	27 1874			
	5,8 - 11,6	27 1875			
	9,5 - 18,7	27 1876			

Set di guarniture FREEfold nichelato (0006)
Un set è composto da: 2 guarniture FREEfold (destra e sinistra)
2 piastre di fissaggio per il frontale e maschera di foratura

Set di calotte di copertura (destra e sinistra) 27 1786
Colori: grigio (7035) bianco (9966)



Cerniera intermedia nichelato (0006)



per viti Euro 27 1558
Limitatore dell'angolo di apertura grigio (7040) 27 1958



ART. - ITEM
05.2719

Sistema di sollevamento FREE SLIDE
Lifting system FREE SLIDE

La forma al servizio della funzionalità e con un'ottima estetica. FREEslide solleva il frontale verticalmente consentendo nuove possibilità creative in cucina. Anche per pensili sovrapposti o per pensili con profilo luminoso o con cornice FREEslide è la soluzione perfetta. Tutto il contenuto è facilmente raggiungibile e il sistema Multi-Position-Stopp (MPS) integrato mantiene il frontale nella posizione desiderata. Molto comfort dietro ai frontali dall'estetica uniforme non solo in cucina, bensì in tutta la casa.
Form follows function and beautifully. FREEslide lifts the front panel vertically, opening up totally new design potential for kitchen planning. FREEslide is the perfect choice when units are stacked on top of each other or for wall units with top lighting or cornices. The integrated Multi-Position-STOPP guarantees that the front will stop immediately and securely in any position. This means there's a lot of user convenience tucked away behind a visually smooth run of fronts, not only in the kitchen, but anywhere in the house





COD.	DESCRIZIONE / DESCRIPTION	
05.2718100000	**SET COPERTURE FREE SLIDE DX/SX GRIGIA** / *GREY COVER FOR FREE SLIDE RIGHT+LEFT*	1 PZ
05.2718110000	**SET COPERTURE FREE SLIDE DX/SX BIANCHE** / *WHITE COVER FOR FREE SLIDE RIGHT+LEFT*	1 PZ
05.2719100000	**SIS.FREE SLIDE ANTA H.380-500KG.6,3-11,8** / *FREE SLIDE DOOR H.380-500 KG.6,3-11,8*	1 PZ
05.2719110000	**SIS.FREE SLIDE ANTA H.380-500KG.9,3-17,4** / *FREE SLIDE DOOR H.380-500 KG.9,3-17,4*	1 PZ
05.2719140000	**SIS.FREE SLIDE ANTA H.430-600 KG.5,0-9,7** / *FREE SLIDE DOOR H.430-600 KG.5,0-9,7*	1 PZ
05.2719150000	**SIS.FREE SLIDE ANTA H.430-600KG.7,4-14,6** / *FREE SLIDE DOOR H.430-600 KG.7,4-14,6*	1 PZ
05.2719180000	**BARRA DI TORSIONE ALL.ANOD.L.600 mm** / *CONNECTING ROD L.600MM*	1 PZ
05.2719200000	**BARRA DI TORSIONE ALL.ANOD.L.900 mm** / *CONNECTING ROD L.900MM*	1 PZ

Altezza del corpo mm	Altezza libera mm	Peso del frontale* kg	N° art.	Altezza interna utile (NH)	Larghezza interna utile (NB)
320-360	≥280	3,0 - 5,7	27 1901	ca. 240-280 mm	KB – 2xK – 2x36
		4,8 - 9,3	27 1902		
		8,7 - 16,5	27 1903		
345-420	≥308	2,4 - 4,8	27 1904	ca. 265-340 mm	KB – 2xK – 2x36
		4,1 - 8,0	27 1905		
		7,4 - 14,0	27 1906		
		11,0 - 19,6	27 1907		
380-500	≥343	2,0 - 3,8	27 1908	ca. 300-420 mm	KB – 2xK – 2x36
		3,4 - 6,7	27 1909		
		6,3 - 11,8	27 1910		
		9,3 - 17,4	27 1911		
430-600	≥388	1,6 - 3,3	27 1912	ca. 350-520 mm	KB – 2xK – 2x36
		2,6 - 5,5	27 1913		
		5,0 - 9,7	27 1914		
		7,4 - 14,6	27 1915		

*Peso anta frontale compresa la maniglia

Set di calotte di copertura (destra e sinistra) 27 1810
Colori: grigio (7035) bianco (9966)



Barra di torsione Alluminio anodizzato (0038)

Larghezza corpo mm	Spessore corpo mm	Lunghezza mm	N° art.
450	16/19	324	27 1916
500	16/19	374	27 1917
600	16/19	474	27 1918
800	16/19	674	27 1919
900	16/19	774	27 1920

ART. - ITEM
12.0124

Zoccolo in plastica
PVC plinth

Zoccolo in plastica rivestito in foglia alluminio con guarnizione.
PVC aluminium coated plinth with gasket.

DATI TECNICI/TECHNICAL DATA mm

H	100	120	150





COD.	DESCRIZIONE / DESCRIPTION		
12.0124000101	**ZOCCOLO PVC RIVESTITO ALLUM.H.120 L.4000** / *PVC ALUMINIUM COATED PLINTH H.120 L.4MT*	4 MT	60 MT
12.0124010101	**ZOCCOLO PVC RIVESTITO ALLUM.H.100 L.4000** / *PVC ALUMINIUM COATED PLINTH H.100 L.4MT*	4 MT	60 MT
12.0124015101	**ZOCCOLO PVC RIVESTITO ALLUM.H.150 L.4000** / *PVC ALUMINIUM COATED PLINTH H.150 L.4MT*	4 MT	60 MT

ART. - ITEM
12.0191

Giunto per zoccolo
Joint for plinth

Giunto per zoccolo plastica.
Joint for plastic plinth.

DATI TECNICI/TECHNICAL DATA mm

H	100	120	150



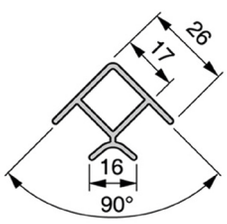

COD.	DESCRIZIONE / DESCRIPTION		
12.0191000101	**ANGOLO ART.80116 90° H.100 PLAST.ALL.** / *ALUMINIUM PLASTIC ANGLE H.100 90°*	1 PZ	10 PZ
12.0191200101	**ANGOLO ART.80135 90° H.120 PLAST.ALL.** / *ALUMINIUM PLASTIC ANGLE H.120 90°*	1 PZ	10 PZ
12.0191500101	**ANGOLO ART.80156 90° H.150 PLAST.ALL.** / *ALUMINIUM PLASTIC ANGLE H.150 90°*	1 PZ	10 PZ

ART. - ITEM
12.0340

Zoccolo in alluminio
Aluminium plinth

Zoccolo in alluminio anodizzato con guarnizione.
Anodized aluminium plinth with gasket.

DATI TECNICI/TECHNICAL DATA mm

H	100	120	150



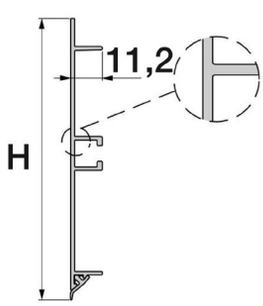

COD.	DESCRIZIONE / DESCRIPTION		
12.03400010AN	**ZOCCOLO ANODIZZATO C/GUARN.H.100 L.4000** / *ANODIZED PLINTH H.100 L.4000 W/GASKET*	4 MT	40 MT
12.03400012AN	**ZOCCOLO ANODIZZATO C/GUARN.H.120 L.4000** / *ANODIZED PLINTH H.120 4000 W/GASKET*	4 MT	40 MT
12.03400015AN	**ZOCCOLO ANODIZZATO C/GUARN.H.150 L.4000** / *ANODIZED PLINTH H.150 L.4000 W/GASKET*	4 MT	40 MT

ART. - ITEM
12.0333

Giunto per zoccolo
Joint for plinth

Giunto per zoccolo anodizzato.
Joint for anodized plinth.

DATI TECNICI/TECHNICAL DATA mm			
H	100	120	150



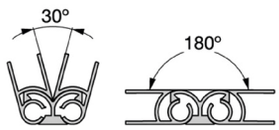

COD.	DESCRIZIONE / DESCRIPTION		
12.03330010AN	**GIUNTO PER ZOCCOLO ANODIZZATO H.100** / *ANODIZED JOINT FOR PLINTH H.100*	1 PZ	10 PZ
12.03330012AN	**GIUNTO PER ZOCCOLO ANODIZZATO H.120** / *ANODIZED JOINT FOR PLINTH H.120*	1 PZ	10 PZ
12.03330015AN	**GIUNTO PER ZOCCOLO ANODIZZATO H.150** / *ANODIZED JOINT FOR PLINTH H.150*	1 PZ	10 PZ

ART. - ITEM
12.8920362

Traverso per moduli
Cross-piece profile

Traverso quadrato per moduli. Da utilizzare con art.12.8920521.
Cross-piece profile for module. To use with item n.12.8920521.



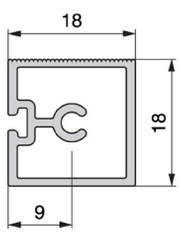

COD.	DESCRIZIONE / DESCRIPTION	
12.8920362000	**PROFILO TRAVERSO QUADRO 18X18 4MT** / *CROSS PIECE PROFILE 18X18 L.4MT*	1 PZ

ART. - ITEM
12.8920521

Accessorio di unione
Join accessory

Accessorio di unione per traverso 12.8920362.
Join accessory for cross-piece profile item n.12.8920362.



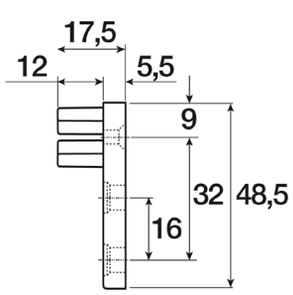

COD.	DESCRIZIONE / DESCRIPTION	
12.8920521000	**ACCESSORIO DI UNIONE PER PROF.TRAVERSO** / *JOIN ACCESSORY FOR CROSS PIECE PROFILE*	2 PZ

ART. - ITEM
12.0182

Alzatina alluminio 25X10
Aluminium backsplash 25X10

Alzatina alluminio 25X10 L.4,2MT
Aluminium backsplash 25X10 L.4,2MT



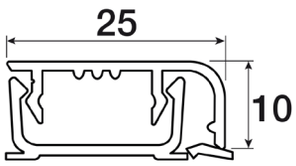

COD.	DESCRIZIONE / DESCRIPTION	
12.0182000039	**ALZATINA IN ALLUMINIO 25X10 CON SUPPORTO** / *ANODIZED ALUM. BACKSPLASH 25X10 MT.4,2*	1 PZ

ART. - ITEM
12.0182R

Confezione 4 raccordi per alzatina
Kit 4pcs jnctions for backsplash

Confezione 4 raccordi per alzatina
Kit 4pcs junctions for backsplash



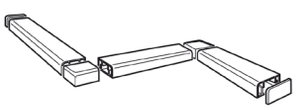

COD.	DESCRIZIONE / DESCRIPTION	
12.0182R00000	**CONFEZIONE 4 RACCORDI PER ALZATINA** / *KIT 4PCS JUNCTIONS FOR BACKSPLASH*	1 PZ

ART. - ITEM
12.G100

Profilo gola
Gola system

Profilo gola orizzontale classico. Finitura: anodizzata.
Classic horizontal gola system. Finishing: anodized.



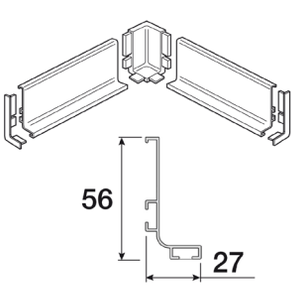

COD.	DESCRIZIONE / DESCRIPTION	
12.1015I000AN	**CONF.ANGOLO INTERNO 90° C/VITI ANODIZ.** / *KIT 90° CORNER WITH SCREW*	1 PZ
12.1043D00039	**TAPPO APERTO DESTRO FIN.ALLUM. PER GOLA** / *RIGHT ALUMINUM COVER FOR GOLA SYSTEM*	1 PZ
12.1043S00039	**TAPPO APERTO SINISTRO FIN.ALLUM.PER GOLA** / *LEFT ALUMINUM COVER FOR GOLA SYSTEM*	1 PZ
12.G1000000AN	**PROFILO GOLA ORIZZONTALE MT.4,1 ANODIZ.** / *CLASSIC HORIZONTAL GOLA SYSTEM L.4,1M*	1 PZ

ART. - ITEM
12.G200

Profilo gola
Gola system

Profilo gola orizzontale per cassetti. Finitura: anodizzata.
Horizontal gola system for drawers. Finishing: anodized.



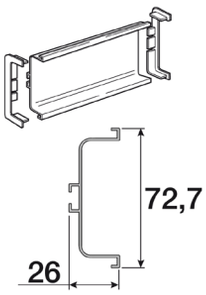

COD.	DESCRIZIONE / DESCRIPTION	
12.1045000039	**TAPPO APERTO AMBIDESTRO ALL.X GOLA CASS.** */ COVER FOR GOLA SYSTEM FOR DRAWERS*	1 PZ
12.G2000000AN	**PROFILO GOLA ORIZZ.CASSETTI MT.4,1 ANOD.** */ HORIZONTAL GOLA SYSTEM FOR DRAWERS L.4,1*	1 PZ

ART. - ITEM
12.G300

Profilo gola
Gola system

Profilo gola orizzontale per pensili. Finitura: anodizzata.
Horizontal gola system for hangings. Finishing: anodized.



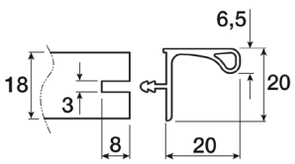

COD.	DESCRIZIONE / DESCRIPTION	
12.G3000000AN	**PROFILO GOLA PER PENSILE MT.4 ANODIZ.** */ HORIZONTAL GOLA SYSTEM X HANGINGS 4,2MT*	1 PZ

ART. - ITEM
12.G900

Set di fissaggio
Fixing accessories

Set accessori di fissaggio per profilo gola.
Fixing accessories set for gola system.



COD.	DESCRIZIONE / DESCRIPTION	
12.C746037000	**SET FISSAGGIO A FIANCO X PROFILO GOLA** */ FIXING ACCESSORIES FOR SIDE GOLA SYSTEM*	1 PZ

ART. - ITEM
12.170

Scolapiatti e bicchieri
Plate and glass rack

Scolapiatti e bicchieri pretrattato antiruggine per telaio art.12.230 e fiancatina art.12.982GP.
Plate and glass rack pre-treated with antirust material. Usable with art.12.230 and plastic side art.12.982GP.



COD.	DESCRIZIONE / DESCRIPTION		
12.173GZ00000	**SCOLAPIATTI CM.56 GRIGIO MET.ANTIRUGGI** / *GREY PLATE AND GLASS RACK ANTIRUST CM.56*	1 PZ	10 PZ
12.175GZ00000	**SCOLAPIATTI CM.86 GRIGIO MET.ANTIRUGGINE** / *GREY PLATE AND GLASS RACK ANTIRUST CM.86*	1 PZ	10 PZ

ART. - ITEM
12.900IN

Vaschetta raccogligocce inox
Stanless steel draining tray

Vaschetta raccogligocce in acciaio inox.
Stainless steel draining tray.

DATI TECNICI/TECHNICAL DATA mm		
L	600	900



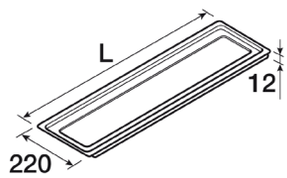

COD.	DESCRIZIONE / DESCRIPTION		
12.903IN00000	**VASCHETTA RACCOGLIGOCCE CM.60 ACC.INOX** / *STAINLESS STEEL DRAINING TRAY 60CM*	1 PZ	10 PZ
12.905IN00000	**VASCHETTA RACCOGLIGOCCE CM.90 ACC.INOX** / *STAINLESS STEEL DRAINING TRAY 90CM*	1 PZ	10 PZ

ART. - ITEM
12.900NAL

Vaschetta raccogligocce plastica
Plastic draining tray

Vaschetta raccogligocce satinata con aletta.
Frosted draining tray with wing.

DATI TECNICI/TECHNICAL DATA mm	
L	900



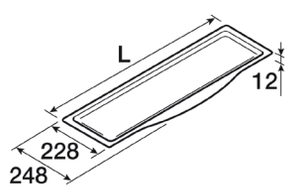

COD.	DESCRIZIONE / DESCRIPTION		
12.905NAL0000	**VASCHETTA RACCOG.PLAS.CM.90 SAT.C/ALETTA** / *FROSTED DRAINING TRAY W/WING CM.90*	1 PZ	10 PZ

ART. - ITEM
12.982GP

Fiancatine per scolapiatti
Plastic side for plate rack

Fiancatine per scolapiatti grigio metallizzato.Da utilizzare con articolo 12.170.
Plastic side for plate rack, metallic grey.Usable for item 12.170.



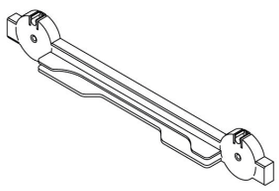

COD.	DESCRIZIONE / DESCRIPTION		
12.982GP00000	**FIANCATINA ART.982GP PIANA GRIGIA** / *GREY FLAT FIXING SIDE*	2 PZ	20 PZ

ART. - ITEM
12.230

Telaio in alluminio
Aluminium frame

Telaio in alluminio per scolapiatti con fianco registrabile.
Aluminium frame for plate rack with adjustable side.



COD.	DESCRIZIONE / DESCRIPTION		
12.233G000000	**TELAI P/S ALLUMINIO ANODIZZATO REG.56CM** / *ADJUSTABLE ALUMINIUM FRAME CM.56*	1 PZ	10 PZ
12.235G000000	**TELAI P/S ALLUMINIO ANODIZZATO REG.86CM** / *ADJUSTABLE ALUMINIUM FRAME CM.86*	1 PZ	10 PZ

ART. - ITEM
12.I850

Scolapiatti
Dish drainers

Scolapiatti in acciaio inox con vaschetta raccogli gocce rinnovata nel design. Prodotto in acciaio inox AISI304 completamente riciclabile. Con vaschetta raccogli gocce. Facile da pulire. Attacco a molla diametro 9mm.
Stainless steel dish drainer with a new designed type of drip tray. A stainless steel product AISI 304 completely recyclable product. With drip trays. Easy to clean. Striker spring 9mm diameter.



COD.	DESCRIZIONE / DESCRIPTION	
12.I850560000	**SCOLAPIATTI ACC.INOX 304 RACC.GOCCE L.56** / *STAINLESS STEEL DISH DRAINER L.56*	1 PZ
12.I850760000	**SCOLAPIATTI ACC.INOX 304 RACC.GOCCE L.76** / *STAINLESS STEEL DISH DRAINER L.76*	1 PZ
12.I850860000	**SCOLAPIATTI ACC.INOX 304 RACC.GOCCE L.86** / *STAINLESS STEEL DISH DRAINER L.86*	1 PZ

ART. - ITEM
12.0Q4505

Portaposate
Cutlery tray

Portaposate in lamellare di faggio per cassetto da 45cm. Larghezza 400 rifilabile fino a 350. Profondità 500 rifilabile fino a 450.
Solid beech wood cutlery tray for 45cm drawer. Adjustable width from 400 up to 350. Adjustable depth from 500 up to 450.



COD.	DESCRIZIONE / DESCRIPTION	
12.0Q45050000	**PORTAPOSATE LINEA Q CM.45 ART.Q45.05** / *CUTLERY TRAY FOR 45CM DRAWER*	1 PZ

ART. - ITEM
12.0Q6005

Portaposate
Cutlery tray

Portaposate in lamellare di faggio per cassetto da 60cm. Larghezza 550 rifilabile fino a 500. Profondità 500 rifilabile fino a 450.
Solid beech wood cutlery tray for 60cm drawer. Adjustable width from 550 up to 500. Adjustable depth from 500 up to 450.



COD.	DESCRIZIONE / DESCRIPTION	
12.0Q60050000	**PORTAPOSATE X CASSETTO DA CM.60 RIFILAB.** / *CUTLERY TRAY FOR 60CM DRAWER*	1 PZ

ART. - ITEM
12.0Q9005

Portaposate
Cutlery tray

Portaposate in lamellare di faggio per cassetto da 90cm. Larghezza 850 rifilabile fino a 800. Profondità 500 rifilabile fino a 450.
Solid beech wood cutlery tray for 90cm drawer. Adjustable width from 850 up to 800. Adjustable depth from 500 up to 450.



COD.	DESCRIZIONE / DESCRIPTION	
12.0Q90050000	**PORTAPOSATE X CASSETTO DA CM.90 RIFILAB.** / *CUTLERY TRAY FOR 90CM DRAWER*	1 PZ

ART. - ITEM
12.0Q6005B

Portaposate
Cutlery tray

Portaposate in lamellare di faggio per cassetto da 60cm. Con modulo per bilancia o tagliere. Larghezza 550 rifilabile fino a 500. Profondità 500 rifilabile fino a 450.
Solid beech wood cutlery tray for 60cm drawer. With kitchen electronic scale or bread board module. Adjustable width from 550 up to 500. Adjustable depth from 500 up to 450.



COD.	DESCRIZIONE / DESCRIPTION	
12.0Q6005B000	**PORTAPOSATE X CASSETTO DA CM.60 RIFILAB.** */ CUTLERY TRAY FOR 60CM DRAWER*	1 PZ

ART. - ITEM
12.0Q9005C

Portaposate
Cutlery tray

Portaposate in lamellare di faggio per cassetto da 90cm. Con modulo portacoltelli. Larghezza 850 rifilabile fino a 800. Profondità 500 rifilabile fino a 450
Solid beech wood cutlery tray for 90cm drawer. With knife tray. Adjustable width from 850 up to 800. Adjustable depth from 500 up to 450.



COD.	DESCRIZIONE / DESCRIPTION	
12.0Q9005C000	**PORTAPOSATE X CASSETTO DA CM.90 RIFILAB.** */ CUTLERY TRAY X 90CM DRAWER W/KNIFE TRAY*	1 PZ

ART. - ITEM
12.0A4505

Portaposate
Cutlery tray

Portaposate in lamellare di faggio per cassetto da 45cm.Larghezza 400 rifilabile fino a 350.Profondità 500 rifilabile fino a 450.
Solid beech wood cutlery tray for 45cm drawer.Adjustable width from 400 up to 350.Adjustable depth from 500 up to 450.



COD.	DESCRIZIONE / DESCRIPTION	
12.0A45050000	**PORTAPOSATE X CASSETTO DA CM.45 RIFILAB.** */ CUTLERY TRAY FOR 45CM DRAWER*	1 PZ

ART. - ITEM
12.0A6005

Portaposate
Cutlery tray

Portaposate in lamellare di faggio per cassetto da 60cm. Larghezza 550 rifilabile fino a 500. Profondità 500 rifilabile fino a 450.
Solid beech wood cutlery tray for 60cm drawer. Adjustable width from 550 up to 500. Adjustable depth from 500 up to 450.



COD.	DESCRIZIONE / DESCRIPTION	
12.0A60050000	**PORTAPOSATE X CASSETTO DA CM.60 RIFILAB.** */ CUTLERY TRAY FOR 60CM DRAWER*	1 PZ

ART. - ITEM
12.0A9005

Portaposate
Cutlery tray

Portaposate in lamellare di faggio per cassetto da 90cm. Larghezza 850 rifilabile fino a 800. Profondità 500 rifilabile fino a 450.
Solid beech wood cutlery tray for 90cm drawer. Adjustable width from 850 up to 800. Adjustable depth from 500 up to 450.



COD.	DESCRIZIONE / DESCRIPTION	
12.0A9005C000	**PORTAPOSATE E COLTELLI X CASS.CM.90 RIF.** */ CUTLERY TRAY FOR 90CM DRAWER*	1 PZ

ART. - ITEM
12.00S

Pianale multifunzione
Multifunction board

Pianale multifunzione in MDF laminato faggio per cassettone.
MDF beech laminated multifunction board for chest drawer.



COD.	DESCRIZIONE / DESCRIPTION	
12.00S6000000	**PIANALE MULTIFUNZIONE X CASSETTONE 60C** */ MULTIFUNCTION BOARD X CHEST DRAWER 60CM*	1 PZ
12.00S9000000	**PIANALE MULTIFUNZIONE X CASSETTONE 90C** */ MULTIFUNCTION BOARD X CHEST DRAWER 90CM*	1 PZ

ART. - ITEM
12.KBIR

Set birilli in legno
3 wooden pins set

Set composto da 3 birilli in legno.
3 wooden pins set.



COD.	DESCRIZIONE / DESCRIPTION	
12.0KBIR00000	**SET 3 BIRILLI IN LEGNO ART.K.BIR** */ 3 WOODEN PINS SET*	1 PZ

ART. - ITEM
12.KCOP

Set divisori coperchi
Cover dividers set

Set divisori per 5 coperchi.
5 cover dividers set.



COD.	DESCRIZIONE / DESCRIPTION	
12.0KCOP00000	**SET DIVISORI PER COPERCHI ART.KCOP** */ COVERS DIVIDERS SET*	1 PZ

ART. - ITEM
12.KPAD

Set divisori padelle
Frying pan dividers set

Set divisori per 4 padelle.
4 frying pan dividers set.



COD.	DESCRIZIONE / DESCRIPTION	
12.0KPAD00000	**SET DIVISORI PER PADELLE ART.KPAD** */ FRYING-PANS DIVIDERS SET*	1 PZ

ART. - ITEM
12.0600

Portapiatti
Plate rack tray

Portapiatti per cassetto da 60cm con capienza di 24 piatti disposti su 2 file da 12 pezzi ciascuna.
Plate rack tray for 60cm drawers. Capacity 24 plates (2 rows of 12 pieces each).



COD.	DESCRIZIONE / DESCRIPTION	
12.0600300000	**PORTAPIATTI DA 600 ART.60.03** / *PLATE RACK TRAY 600 ART.60.03*	1 PZ

ART. - ITEM
12.977

Contenitori
Dustbins

Contenitori per raccolta differenziata con base di appoggio. Il set è dotato di tre contenitori con capacità di 12 litri ciascuno.
Dustbins for separate waste collection with base. Capacity 12 lt. each



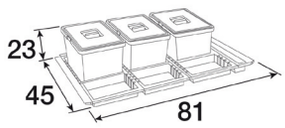

COD.	DESCRIZIONE / DESCRIPTION	
12.9779000000	**SET 3 CONTENITORI CON BASE 810X450X230** / *SET 3 DUSTBINS WITH BASE 810X450X230*	1 PZ

ART. - ITEM
12.PT60

Pattumiera
Waste bin

Sistema di pattumiere da inserire direttamente nei cassettoni. Un sistema flessibile che si adatta alle svariate misure interne dei cassetti, completamente modulabile e dal montaggio estremamente semplice. Fornito con guarnizione flessibile per compensare le eventuali differenze di misura bloccando perfettamente il vassoio. La possibilità di spostare i divisori garantisce estrema flessibilità. 4 secchi con coperchio con filtro antiodore (rigenerabile con lavaggio fino a 50 volte) da: 6L+10L+10L+15L.
Dustbins system that fits directly into drawers. A flexible system that adapts to various internal sizes of drawers, completely modular and extremely easy to assemble. Supplied with a flexible seal to compensate for any differences in terms of size, fully blocking the tray. The dividers can be re-positioned to ensure flexibility. 4 Buckets with a lid which has an odour filter (which can be regenerated by washing for up to 50 times): 6L+10L+15L+15L.



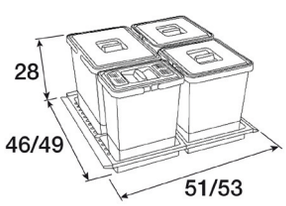

COD.	DESCRIZIONE / DESCRIPTION	
12.C28060502F	**PATTUMIERA PLAST.SECCHI 15+10+10+6L M.60** / *PLAS.WASTE BIN 15L+10L+10L+6L BUCK.M.60*	1 PZ

ART. - ITEM
12.PT90

Pattumiera
Waste bin

Sistema di pattumiere da inserire direttamente nei cassettoni. Un sistema flessibile che si adatta alle svariate misure interne dei cassetti, completamente modulabile e dal montaggio estremamente semplice. Fornito con guarnizione flessibile per compensare le eventuali differenze di misura bloccando perfettamente il vassoio. La possibilità di spostare i divisori garantisce estrema flessibilità. 4 secchi con coperchio con filtro antiodore (rigenerabile con lavaggio fino a 50 volte) da: 6L+10L+10L+15L.
Dustbins system that fits directly into drawers. A flexible system that adapts to various internal sizes of drawers, completely modular and extremely easy to assemble. Supplied with a flexible seal to compensate for any differences in terms of size, fully blocking the tray. The dividers can be re-positioned to ensure flexibility. 4 Buckets with a lid which has an odour filter (which can be regenerated by washing for up to 50 times): 6L+10L+10L+15L.



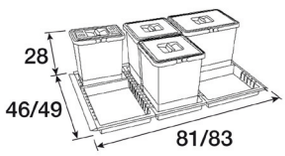

COD.	DESCRIZIONE / DESCRIPTION	
12.C28090502F	**PATTUMIERA PLAST.SECCHI 15+10+10+6L M.90** / *PLAS.WASTE BIN 15L+10L+10L+6L BUCK.M.90*	1 PZ

ART. - ITEM
12.PTA30

Pattumiera
Waste bin

Sistema ad estrazione totale per la raccolta differenziata dal design originale. Accurato studio di linee e forme per un prodotto perfettamente ergonomico e di facile utilizzo. Prodotto in plastica completamente riciclabile. Guide ad estrazione totale in metallo. Ripiano superiore utilizzabile come portaoggetti (detersivi, spugne…). 2 secchi con coperchio con filtro antiodore (rigenerabile con lavaggio fino a 50 volte) da: 8L+18L.
System for complete removal of waste that needs to be separated, with an original design. Careful study of the design and shapes to make a product that is totally ergonomic and easy to use. Fully recyclable plastic product. Runners and extraction device made only of metal. Upper shelf that can be used to keep objects (detergents, sponges, etc.). 2 buckets with an odour filter (which can be regenerated by washing for up to 50 times): 8L+18L.



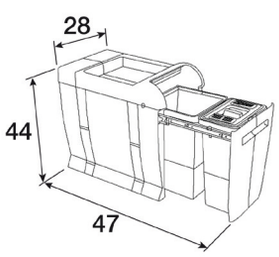

COD.	DESCRIZIONE / DESCRIPTION	
12.PTA3045A00	**PATTUMIERA PLASTICA SECCHI 18+8L** / *PLASTIC WASTE BIN WITH 18L+8L BUCKETS*	1 PZ

ART. - ITEM
12.PTA40

Pattumiera
Waste bin

Sistema ad estrazione totale per la raccolta differenziata dal design originale. Accurato studio di linee e forme per un prodotto perfettamente ergonomico e di facile utilizzo. Prodotto in plastica completamente riciclabile. Guide ad estrazione totale in metallo. Ripiano superiore utilizzabile come portaoggetti (detersivi, spugne...). 3 secchi con coperchio con filtro antiodore (rigenerabile con lavaggio fino a 50 volte) da: 8L+8L+18L.
System for complete removal of waste that needs to be separated, with an original design. Careful study of the design and shapes to make a product that is totally ergonomic and easy to use. Fully recyclable plastic product. Runners and extraction device made only of metal. Upper shelf that can be used to keep objects (detergents, sponges, etc.). 3 buckets with an odour filter (which can be regenerated by washing for up to 50 times): 8L+8L+18L.



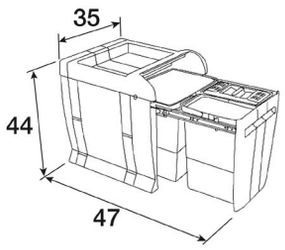

COD.	DESCRIZIONE / DESCRIPTION	
12.PTA4045A00	**PATTUMIERA PLASTICA SECCHI 18+8+8L** / *PLASTIC WASTE BIN WITH 18L+8L+8L BUCKETS*	1 PZ

ART. - ITEM
12.PTC60

Pattumiera
Waste bin

Sistema di pattumiere da inserire direttamente nei cassettoni. Un sistema flessibile che si adatta alle svariate misure interne dei cassetti, completamente modulabile e dal montaggio estremamente semplice. Fornito con guarnizione flessibile per compensare le eventuali differenze di misura bloccando perfettamente il vassoio. La possibilità di spostare i divisori garantisce estrema flessibilità. 2 secchi con coperchio con filtro antiodore (rigenerabile con lavaggio fino a 50 volte) da: 12L+12L.
Dustbins system that fits directly into drawers. A flexible system that adapts to various internal sizes of drawers, completely modular and extremely easy to assemble. Supplied with a flexible seal to compensate for any differences in terms of size, fully blocking the tray. The dividers can be re-positioned to ensure flexibility. 2 Buckets with a lid which has an odour filter (which can be regenerated by washing for up to 50 times): 12L+12L.



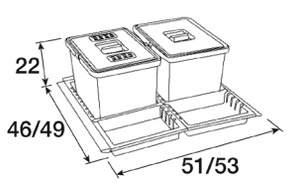

COD.	DESCRIZIONE / DESCRIPTION	
12.C22060501F	**PATTUMIERA PLASTICA SECCHI 12+12L** / *PLASTIC WASTE BIN WITH 12L+12L BUCKETS*	1 PZ

ART. - ITEM
12.PTC90

Pattumiera
Waste bin

Sistema di pattumiere da inserire direttamente nei cassettoni. Un sistema flessibile che si adatta alle svariate misure interne dei cassetti, completamente modulabile e dal montaggio estremamente semplice. Fornito con guarnizione flessibile per compensare le eventuali differenze di misura bloccando perfettamente il vassoio. La possibilità di spostare i divisori garantisce estrema flessibilità. 3 secchi con coperchio con filtro antiodore (rigenerabile con lavaggio fino a 50 volte) da: 12L+12L+12L.
Dustbins system that fits directly into drawers. A flexible system that adapts to various internal sizes of drawers, completely modular and extremely easy to assemble. Supplied with a flexible seal to compensate for any differences in terms of size, fully blocking the tray. The dividers can be re-positioned to ensure flexibility. 3 Buckets with a lid which has an odour filter (which can be regenerated by washing for up to 50 times): 12L+12L+12L.



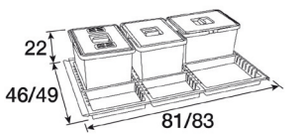

COD.	DESCRIZIONE / DESCRIPTION	
12.C22090501F	**PATTUMIERA PLASTICA SECCHI 12+12+12L** / *PLASTIC WASTE BIN W/12L+12L+12L BUCKETS*	1 PZ

ART. - ITEM
12.PAI605

Pattumiera
Waste bin

Pattumiera per la raccolta differenziata ad estrazione a carrello. Apertura automatica del coperchio all'estrazione. Prodotto in materiali completamente riciclabile. Guide nascoste e ad estrazione totale in metallo. Semplicità installazionecon solo 4 viti. Con 2 secchi da: 16L+10L.
Dustbins for the separate collection of waste with an extractable basket. Automatic opening of the lid when the bin is extracted. Product made of fully recyclable materials. Hidden metal runners for full extraction. Easy to assemble with only 4 screws. With 2 buckets: 16L+10L.



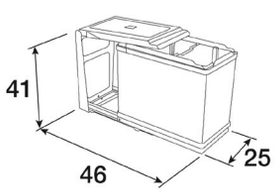

COD.	DESCRIZIONE / DESCRIPTION	
12.PAI6051000	**PATTUMIERA PLASTICA-ACC. SECCHI 16+10L** / *STEEL WASTE BIN WITH 16L+10L BUCKETS*	1 PZ

ART. - ITEM
12.PAI609

Pattumiera
Waste bin

Pattumiera per la raccolta differenziata ad estrazione a carrello. Apertura automatica del coperchio all'estrazione. Prodotto in materiali completamente riciclabile. Guide nascoste e ad estrazione totale in metallo. Semplicità installazionecon solo 4 viti. Con secchio da 17L.
Dustbins for the separate collection of waste with an extractable basket. Automatic opening of the lid when the bin is extracted. Product made of fully recyclable materials. Hidden metal runners for full extraction. Easy to assemble with only 4 screws. With 17L bucket.



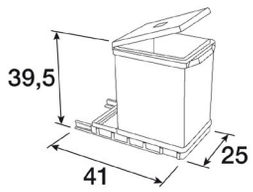

COD.	DESCRIZIONE / DESCRIPTION	
12.PAI6091000	**PATTUMIERA PLASTICA-ACC. SECCHIO 17L** / *STEEL WASTE BIN WITH 17L BUCKET*	1 PZ

ART. - ITEM
12.AL605

Pattumiera
Waste bin

Pattumiera estrazione frontale. Prodotto in materiali completamente riciclabile. Guide nascoste e ad estrazione totale in metallo. Semplicità installazione con solo 4 viti. Con due secchi: 16L+10L.
Frontal extraction waste bin. Product made of fully recyclable materials. Hidden metal runners for full extraction. Easy to assemble with only 4 screws. With two buckets: 16L+10L.



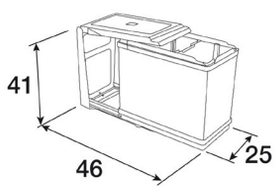

COD.	DESCRIZIONE / DESCRIPTION	
12.PAL6051ALL	**PATTUMIERA PLASTICA-ALLUM.SECCHI 16+10L** / *ALUMINIUM WASTE BIN W/16L+10L BUCKETS*	1 PZ

ART. - ITEM
12.PPI607

Pattumiera
Waste bin

Pattumiera rotonda fissata direttamente sul fianco del mobile. Apertura automatica del coperchio all'apertura dell'anta. Montaggio sul fianco destro o sinistro. Con secchio da 10L.
A round dustbins product directly mounted on the side of the cabinet. Automatic lid opening when the door is opened. Can be mounted the right or left side. With 10L bucket.





COD.	DESCRIZIONE / DESCRIPTION	
12.PPI6071000	**PATTUMIERA PLASTICA-ACC. SECCHIO 10L** / *STAINLESS STEEL WASTE BIN W/10L BUCKET*	1 PZ

ART. - ITEM
12.950

Fondo in alluminio
Aluminium bottom

Fondo in alluminio per sotto lavello. Favorisce la pulizia, la durata e l'igiene del mobile.
Aluminium bottom for under sink. An accessory that favours the furniture's cleanliness, duration and hygiene.



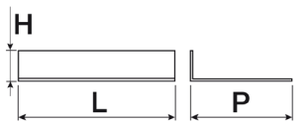

DATI TECNICI/TECHNICAL DATA mm

H	100	100	100	100	100
L	1163	863	763	563	413
P	526	526	526	526	526

COD.	DESCRIZIONE / DESCRIPTION		
12.951H000039	**FONDO IN ALLUMINIO 413X526X100** / *ALLUMINIUM BOTTOM 413X526X100*	1 PZ	10 PZ
12.952H000039	**FONDO IN ALLUMINIO 563X526X100** / *ALUMINIUM BOTTOM 563X526X100*	1 PZ	10 PZ
12.953H000039	**FONDO IN ALLUMINIO 763X526X100** / *ALUMINIUM BOTTOM 763X526X100*	1 PZ	10 PZ
12.954H000039	**FONDO IN ALLUMINIO 863X526X100** / *ALUMINIUM BOTTOM 863X526X100*	1 PZ	10 PZ
12.957H000039	**FONDO IN ALLUMINIO 1163X526X100** / *ALUMINIUM BOTTOM 1163X526X100*	1 PZ	10 PZ

ART. - ITEM
12.0240

Piedino regolabile
Adjustable foot

Piedino regolabile in plastica. Finitura: nera.
Adjustable plastic foot. Finishing: black.

DATI TECNICI/TECHNICAL DATA mm

H	100	120	150



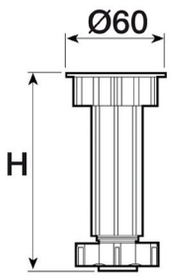

COD.	DESCRIZIONE / DESCRIPTION		
12.0240010041	**GAMBA 441 MM100 PLAST.NERA C/VITE CAPP.** */ BLACK PLASTIC LEG ART.441 MM.100 W/CAP*	24 PZ	300 MT
12.0240012041	**GAMBA 441 MM120 PLAST.NERA C/VITE CAPP.** */ BLACK PLASTIC LEG ART.441 MM.120 W/CAP*	24 PZ	250 PZ
12.0240015041	**GAMBA 441 MM150 PLAST.NERA C/VITE CAPP.** */ BLACK PLASTIC LEG ART.441 MM.150 W/CAP*	24 PZ	200 PZ

ART. - ITEM
12.450

Piedino regolabile
Adjustable foot

Piedino regolabile in ABS. Regolazione -5mm +20mm.
ABS adjustable foot. Adjustable -5mm +20mm.

DATI TECNICI/TECHNICAL DATA mm

H	100	120	150

CAMAR



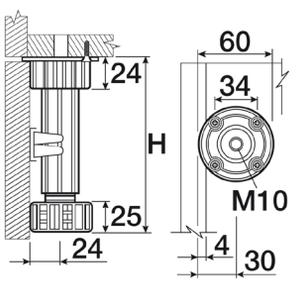

COD.	DESCRIZIONE / DESCRIPTION		
45010FPS302	**PIEDINO H.10 B/NER ATT.S VT CM R.NERO** */ BLACK ADJUSTABLE FOOT H.10*	24 PZ	200 PZ
45012FPS302	**PIEDINO H.12 B/NER ATT.S VT CB+CM R.NERO** */ BLACK ADJUSTABLE FOOT H.12*	24 PZ	200 PZ
45015FPS302	**PIEDINO H.15 B/NER ATT.S VT CB+CM R.NERO** */ BLACK ADJUSTABLE FOOT H.15*	24 PZ	200 PZ

ART. - ITEM
12.0251

Piedino regolabile
Adjustable foot

Piedino regolabile.
Adjustable foot.

DATI TECNICI/TECHNICAL DATA mm

H	100	120	150



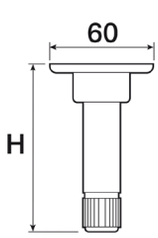

COD.	DESCRIZIONE / DESCRIPTION		
12.0251010009	**PIEDINO ART.119 DA CM.10 P5 R3** */ ZINC PLATED FOOT WITH PLATE CM.10*	24 PZ	200 PZ
12.0251012009	**PIEDINO ART.119 DA CM.12 P5 R3** */ ZINC PLATED FOOT WITH PLATE CM.12*	24 PZ	180 PZ
12.0251015009	**PIEDINO ART.119 DA CM.15 P5 R3** */ ZINC PLATED FOOT WITH PLATE CM.15*	24 PZ	140 PZ

ART. - ITEM
12.0250

Piedino regolabile
Adjustable foot

Piedino regolabile con piastra diametro 50mm o 60mm.
Adjustable foot with 50mm or 60mm diameter plate.

DATI TECNICI/TECHNICAL DATA mm

Ø	50	50	50	50	60	60	60	60	60	60
H	80	120	150	100	120	150	100	60	70	80



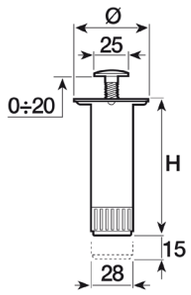

COD.	DESCRIZIONE / DESCRIPTION		
12.0250008009	**GAMBA X CUCINA FERRO CM.8 C/P50 VC** / *LEG H.8 W/PLATE MM.50 W/SCREW AND COVER*	24 PZ	100 PZ
12.0250010009	**GAMBA CUCINA FERRO CM10 C/P50 VC** / *LEG H.10 W/PLATE MM.50 W/SCREW AND COVER*	24 PZ	100 PZ
12.0250012009	**GAMBA X CUCINA FERRO CM.12 C/P50 VC** / *LEG H.12 W/PLATE MM.50 W/SCREW AND COVER*	24 PZ	100 PZ
12.0250015009	**GAMBA CUCINA FERRO CM15 C/P50 VC** / *LEG H.15 W/PLATE MM.50 W/SCREW AND COVER*	24 PZ	100 PZ
12.0250M06F09	**GAMBA ART.117 CM.6 FERRO C/P.60 V+C** / *LEG ART.117 H.6CM WITH PLATE Ø60 W/S+C*	24 PZ	100 PZ
12.0250M07009	**GAMBA ART.117 CM.7 FERRO C/P.60 S/V.C.** / *LEG ART.117 H.7CM WITH PLATE Ø60 W/S+C*	24 PZ	100 PZ
12.0250M08F09	**GAMBA ART.117 CM.8 FERRO C/P.60 V+C** / *LEG ART.117 H.8CM WITH PLATE Ø60 W/S+C*	24 PZ	100 PZ
12.0250M10009	**GAMBA ART.117 CM.10 FERRO C/P.60 S/V.C.** / *LEG H.10CM WITH PLATE Ø60 W/OUT S+C*	24 PZ	100 PZ
12.0250M10F09	**GAMBA ART.117 CM.10 FERRO C/P.60 VC** / *LEG ART.177 H.10CM WITH PLATE Ø60 W/S+C*	24 PZ	100 PZ
12.0250M12009	**GAMBA ART.117 CM.12 FERRO C/P.60 S/V.C.** / *LEG H.12CM WITH PLATE Ø60 W/OUT S+C*	24 PZ	100 PZ
12.0250M12F09	**GAMBA ART.117 CM.12 FERRO C/P.60 VC** / *LEG ART.117 H.12CM WITH PLATE Ø60 W/S+C*	24 PZ	100 PZ
12.0250M15F09	**GAMBA ART.117 CM.15 FERRO C/P.60 VC** / *LEG ART.117 H.15CM WITH PLATE Ø60 W/S+C*	24 PZ	100 PZ

ART. - ITEM
12.0242

Piedino regolabile
Adjustable foot

Piedino regolabile. Utilizzabile con l'articolo 12.0246.
Adjustable foot. Suitable for item 12.0246.

DATI TECNICI/TECHNICAL DATA mm

H	80	100	120	150



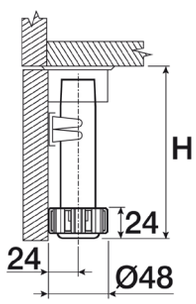

COD.	DESCRIZIONE / DESCRIPTION		
12.0242008009	**PIEDINO 343 H.8 ZIN. S/ATT.REG.NERO** / *ZINC PL.FOOT H.8 ADJ.BLACK W/O CONNECT.*	24 PZ	200 PZ
12.0242010009	**PIEDINO 343 H.10 ZIN. S/ATT. REG.NERO** / *ZINC PL.FOOT H.10 ADJ.BLACK W/O CONNECT.*	24 PZ	200 PZ
12.0242012009	**PIEDINO 343 H.12 ZIN. S/ATT. REG.NERO** / *ZINC PL.FOOT H.12 ADJ.BLACK W/O CONNECT.*	24 PZ	200 PZ
12.0242015009	**PIEDINO 343 H.15 ZIN. S/ATT.REG.NERO** / *ZINC PL.FOOT H.15 ADJ.BLACK W/O CONNECT.*	24 PZ	100 PZ

ART. - ITEM
12.0396

Piedino regolabile
Adjustable foot

Piedino regolabile. Utilizzabile con l'articolo 12.0246.
Adjustable foot. Suitable for item 12.0246.

DATI TECNICI/TECHNICAL DATA mm			
H	100	120	150

CAMAR



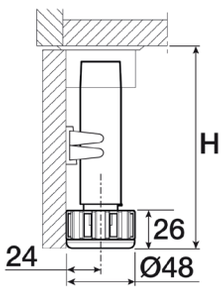

COD.	DESCRIZIONE / DESCRIPTION		
12.0396010009	**PIEDINO 396 H.10 ZIN.S/ATT. REG.NERO** */ ZINC PL.FOOT H.10 ADJ.BLACK W/O CONNECT.*	24 PZ	200 PZ
12.0396012009	**PIEDINO 396 H.12 ZIN.S/ATT. REG.NERO** */ ZINC PL.FOOT H.12 ADJ.BLACK W/O CONNECT.*	24 PZ	100 PZ
12.0396015009	**PIEDINO 396 H.15 ZIN.S/ATT.REG.NERO** */ ZINC PL.FOOT H.15 ADJ.BLACK W/O CONNECT.*	24 PZ	100 PZ

ART. - ITEM
12.0244

Piedino regolabile
Adjustable foot

Piedino cilindrico regolabile. Utilizzabile con l'articolo 12.0246.
Adjustable cylindrical foot. Suitable for item 12.0246.

DATI TECNICI/TECHNICAL DATA mm				
H	80	100	120	150

CAMAR



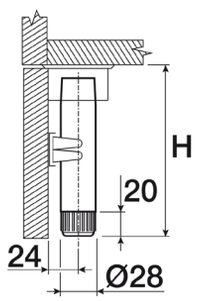

COD.	DESCRIZIONE / DESCRIPTION		
12.0244008009	**PIEDINO 323 H.8 ZIN. SZA ATT. REG.NERO** */ BLACK-ZINC PL. ADJUSTABLE FOOT H.80MM*	24 PZ	200 PZ
12.0244010009	**PIEDINO 323 H.10 ZIN. SZA ATT. REG.NERO** */ BLACK-ZINC PL. ADJUSTABLE FOOT H.100MM*	24 PZ	200 PZ
12.0244012009	**PIEDINO 323 H.12 ZIN. SZA ATT. REG.NERO** */ BLACK-ZINC PL. ADJUSTABLE FOOT H.120MM*	24 PZ	200 PZ
12.0244015009	**PIEDINO 323 H.15 ZIN. SZA ATT. REG.NERO** */ BLACK-ZINC PL. ADJUSTABLE FOOT H.150MM*	24 PZ	200 PZ

ART. - ITEM
12.0246

Attacco per piedino
Foot connection

Attacco per piedino in acciaio zincato. Da utilizzare con gli articoli 12.0242, 12.0244 e 12.0396.
Zinc plated steel foot connection. Suitable for items 12.0242, 12.0244 and 12.0396.

CAMAR



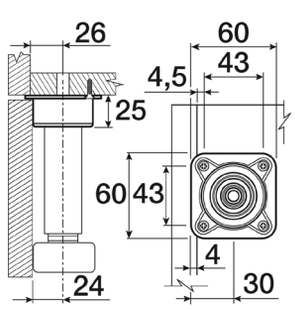

COD.	DESCRIZIONE / DESCRIPTION		
12.0246000009	**ATTACCO ART.825 E ZINCATO** */ ZINC PLATED FOOT CONNECTION ART.825*	24 PZ	200 PZ

ART. - ITEM
12.0252

Gancio per piedino
Foot clip

Gancio di fissaggio zoccolo in legno.
Foot clip.

CAMAR

DATI TECNICI/TECHNICAL DATA mm

A	30	24



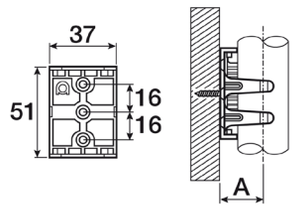

COD.	DESCRIZIONE / DESCRIPTION		
12.0252000009	**GANCIO C/PREMONT. A VITI NERO INT.30** / *IRON CLIP W/PLASTIC SUPPORT BACKSET 30*	12 PZ	200 PZ
12.0252002409	**GANCIO C/PREMONT. A VITI NERO INT.24** / *IRON CLIP W/PLASTIC SUPPORT BACKSET 24*	12 PZ	200 PZ

ART. - ITEM
12.0254

Gancio per piedino
Foot clip

Gancio di fissaggio zoccolo in legno.
Foot clip.

CAMAR



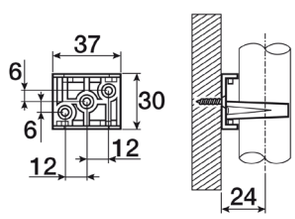

COD.	DESCRIZIONE / DESCRIPTION		
12.0254000009	**GANCIO C/PREMONT. A VITI NERO INT. 24** / *IRON CLIP W/PLASTIC SUPPORT BACKSET 24*	12 PZ	200 PZ

ART. - ITEM
12.0256

Gancio in acciaio
Steel hook

Gancio di fissaggio in acciaio.
Steel fixing hook.

DATI TECNICI/TECHNICAL DATA mm

H	55



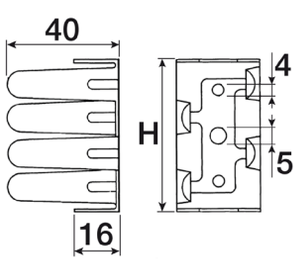

COD.	DESCRIZIONE / DESCRIPTION		
12.0256005509	**FERMAGAMBA X CUCINA DA MM.55** / *STOP FOR KITCHEN LEG MM.55*	12 PZ	500 PZ

ART. - ITEM
12.0256PL

Gancio per piedino
Foot clip

Gancio di fissaggio per zoccolo in legno.
Plastic foot clip for wooden plinth



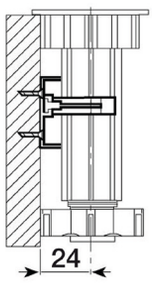

COD.	DESCRIZIONE / DESCRIPTION		
12.0256PL0041	**FERMAGAMBA X CUCINA PLASTICA NERO** / *BLACK PLASTIC STOP FOR KITCHEN LEG*	12 PZ	500 PZ

ART. - ITEM
12.0256PV

Gancio per piedino
Foot clip

Gancio di fissaggio in plastica per zoccolo in PVC o alluminio.
Plastic foot clip for PVC or aluminium plinth



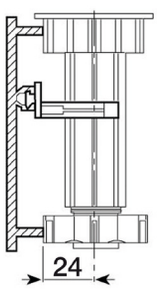

COD.	DESCRIZIONE / DESCRIPTION		
12.0256PVC009	**FERMAGAMBA X CUCINA PLAST.ZOCC.PVC** / *BLACK PLASTIC STOP FOR PVC-ALUMINIUM*	12 PZ	500 PZ

ART. - ITEM
12.0232

Piedino sagomato
Shaped foot

Piedino in zama con inserto. Foro di fissaggio diametro 8-10mm.
Zamak foot with insert, hole of fastening 8-10mm diameter.

DATI TECNICI/TECHNICAL DATA mm		
H	90	120



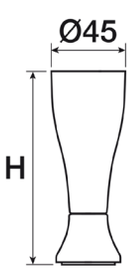

COD.	DESCRIZIONE / DESCRIPTION		
12.0232009010	**PIEDINO SAGOMATO H.90 CROMATO** / *CHROMED SHAPED FOOT H.90*	1 PZ	24 PZ
12.0232009039	**PIEDINO SAGOMATO H.90 ALLUMINIO** / *ALUMINIUM SHAPED FOOT H.90*	1 PZ	24 PZ
12.0232012010	**PIEDINO SAGOMATO H.120 CROMATO** / *CHROMED SHAPED FOOT H.120*	1 PZ	24 PZ
12.0232012039	**PIEDINO SAGOMATO H.120 ALLUMINIO** / *ALUMINIUM SHAPED FOOT H.120*	1 PZ	24 PZ

ART. - ITEM
12.0234

Piedino sagomato
Shaped foot

Resina termoplastica con inserto in zama. Foro di fissaggio diametro 8-10mm.
Thermoplastic resin and alloy zinc insert, hole of fastening 8-10mm diameter.

DATI TECNICI/TECHNICAL DATA mm		
H	75	105



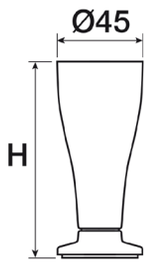

COD.	DESCRIZIONE / DESCRIPTION		
12.0234007510	**PIEDINO SAGOMATO H.75 CROMATO** / *CHROMED SHAPED FOOT H.75*	1 PZ	24 PZ
12.0234010510	**PIEDINO SAGOMATO H.105 CROMATO** / *CHROMED SHAPED FOOT H.105*	1 PZ	24 PZ

ART. - ITEM
12.0236

Piedino d'arredamento
Design foot

Piedino quadrato regolabile, in acciaio. Finitura: alluminio.
Square adjustable foot. Finishing: aluminium.

DATI TECNICI/TECHNICAL DATA mm	
H	120



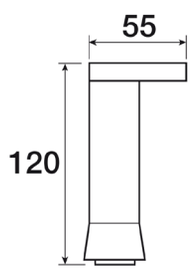

COD.	DESCRIZIONE / DESCRIPTION		
12.0236P120AA	**PIEDINO QUADRATO 25X25 ALL.ANN.H.120 FL.** / *SQUARE FOOT 25X25 H120 ALL.PLASTIC PLATE*	1 PZ	24 PZ
12.0236P120AC	**PIEDINO QUADRATO 25X25 ALL.ANN.H.120 FL.** / *SQUARE FOOT 25X25 H120 CHR.PLASTIC PLATE*	1 PZ	24 PZ
12.0236Z120AA	**PIEDINO QUADRATO 25X25 ALL.ANN.H.120 FL.** / *SQUARE FOOT 25X25 H120 ALL.ZAMAK PLATE*	1 PZ	24 PZ

ART. - ITEM
12.0238

Piedino cilindrico
Cylindrical foot

Tubolare metallico diamtero 35mm. Perno 10MA.
Metallic tubolar 35mm diameter. 10MA pivot.



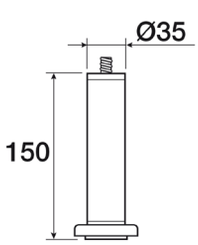

COD.	DESCRIZIONE / DESCRIPTION		
12.02380150AN	**PIEDINO CIL. H.150 Ø60 REGOL. ALL.** / *CYLINDRICAL ADJUSTABLE FOOT H.150 Ø60*	1 PZ	24 PZ

ART. - ITEM
12.0257

Piedino d'arredamento
Design foot

Piedino cilindrico regolabile, in plastica. Finiture disponibili: cromato, alluminio.
Plastic cylindrical adjustable foot. Available finishing: chrome plated, aluminium

DATI TECNICI/TECHNICAL DATA mm		
Ø	35	35
H	120	90



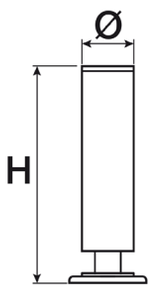

COD.	DESCRIZIONE / DESCRIPTION		
12.0257009010	**PIEDINO CILINDRICO REG. Ø35 H.90 CROM.** */ CHROMED CYLINDRICAL ADJ.FOOT Ø35 H.90*	1 PZ	24 PZ
12.0257009039	**PIEDINO CILINDRICO REG. Ø35 H.90 ALLUM.** */ ALUMINIUM CYLINDRICAL ADJ.FOOT Ø35 H.90*	1 PZ	24 PZ
12.0257012039	**PIEDINO CILINDRICO REG. Ø35 H.120 ALLU.** */ ALUMINUM CYLINDRICAL ADJ.FOOT Ø35 H.120*	1 PZ	24 PZ

ART. - ITEM
12.0258

Piedino sagomato
Shaped foot

Resina termoplastica con inserto in zama. Foro di fissaggio 8-10mm.
Thermoplastic resin and alloy zinc insert, hole of fastening 8-10mm diameter.

DATI TECNICI/TECHNICAL DATA mm	
H	120



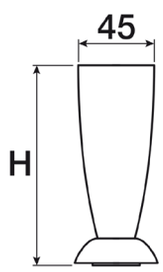

COD.	DESCRIZIONE / DESCRIPTION		
12.0258012010	**PIEDINO SAGOMATO H.120 CROMATO** */ CHROMED SHAPED FOOT H.120*	1 PZ	24 PZ
12.0258012039	**PIEDINO SAGOMATO H.120 ALLUMINIO** */ ALUMINIUM SHAPED FOOT H.120*	1 PZ	24 PZ

ART. - ITEM
12.67818

Trascinatore per frigoriferi da incasso
Door-on-door slider fitting for refrigerator

Permette l'apertura simultanea dell'anta del mobile e del frigorifero. Finitura: plastica bianca.
Suitable for built-in refrigerators, allows cabinet and refrigerator door to be opened simultaneously. White plastic.

DATI TECNICI/TECHNICAL DATA mm	
H	26
H1	20
L	108
L1	38



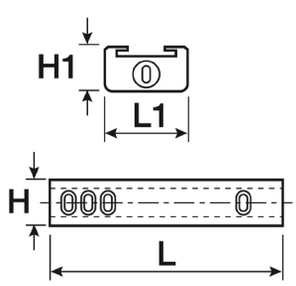

COD.	DESCRIZIONE / DESCRIPTION		
12.6781840040	**TRASCINATORE FRIGORIFERI INCASSO BIANCO** */ DOOR-ON-DOOR WHITE SLIDER REFRIG.FITTING*	50 PZ	200 PZ

ART. - ITEM
12.3001

Tubo
Pipe

Tubo diametro 16mm e spessore 1,5mm. Lunghezze standard: 100-150 cm. Finiture disponibili: ottonata, cromata, bronzata, satinata.
Pipe 16mm diameter and 1,5mm thickness. Standard length: 100-150 cm. Available finishing: brassed, chrome plated, bronzed, satin.



DATI TECNICI/TECHNICAL DATA mm		
L	1000	1500

COD.	DESCRIZIONE / DESCRIPTION	
12.3001010002	**TUBO OTTONATO 016X1.5 DA CM.100** / *BRASSED PIPE Ø16 CM.100*	1 PZ
12.3001010010	**TUBO CROMATO 0,16 X 1.5 CM.100** / *CHROMED PIPE Ø16 CM.100*	1 PZ
12.3001010016	**TUBO BRONZO SPAZZOLATO 016X1.5 DA CM.100** / *BRONZED PIPE Ø16 CM.100*	1 PZ
12.3001010052	**TUBO SATINATO 016X1.5 DA CM.100** / *NICKEL SATIN PIPE Ø16 CM.100*	1 PZ
12.3001015010	**TUBO CROMATO 0,16 X 1,5 CM.150** / *CHROMED PIPE Ø16 CM.150*	1 PZ
12.3001015016	**TUBO BRONZO SPAZZOLATO 016X1.5 DA CM.150** / *BRONZED PIPE Ø16 CM.150*	1 PZ
12.3001015052	**TUBO SATINATO 016X1,5 DA CM.150** / *NICKEL SATIN PIPE Ø16 CM.150*	1 PZ

ART. - ITEM
12.3002

Gancio
Hook

Gancio appenditutto per tubo diametro 16mm. Finiture disponibili: ottonata, cromata, bronzata. satinata.
Hook for everything suitable for tube 16mm diameter. Available finishing: brassed, chrome plated, bronzed, satin.



COD.	DESCRIZIONE / DESCRIPTION	
12.3002000002	**GANCIO OTTONATO** / *BRASSED HOOK*	1 PZ
12.3002000010	**GANCIO CROMATO** / *CHROMED HOOK*	1 PZ
12.3002000016	**GANCIO BRONZO SPAZZOLATO** / *BRONZED HOOK*	1 PZ
12.3002000052	**GANCIO SATINATO** / *NICKEL SATIN HOOK*	1 PZ

ART. - ITEM
12.3004

Terminale
Terminal cover

Copritesta terminale. Finiture disponibili: ottonata, cromata, bronzata. satinata.
Terminal cover cap. Available finishing: brassed, chrome plated, bronzed, satin.



COD.	DESCRIZIONE / DESCRIPTION	
12.3004000002	**TERMINALE OTTONATO** / *BRASSED MODERN TERMINAL COVER*	1 PZ
12.3004000010	**TERMINALE CROMATO** / *CHROMED MODERN TERMINAL COVER*	1 PZ
12.3004000016	**TERMINALE BRONZO SPAZZOLATO** / *BRONZED MODERN TERMINAL COVER*	1 PZ
12.3004000052	**TERMINALE SATINATO** / *NICKEL SATIN MODERN TERMINAL COVER*	1 PZ

ART. - ITEM
12.3007

Terminale
Terminal cover

Copritesta terminale in stile. Finiture disponibili: cromata, satinata.
Terminal cover cap in old style. Available finishing: chrome plated, sa tin.



COD.	DESCRIZIONE / DESCRIPTION	
12.3007000010	**TERMINALE IN STILE CROMATO** / *CHROMED ANTIQUE-STYLE TERMINAL COVER*	1 PZ
12.3007000052	**TERMINALE IN STILE SATINATO** / *NICKEL SAT.ANTIQUE STYLE TERMINAL COVER*	1 PZ

ART. - ITEM
12.3013

Portatubo
Pipe support

Portatubo diametro 16mm con accessori (tasselli e viti). Finiture disponibili: ottonata, cromata, bronzata, satinata.
Pipe support for 16mm diameter with fittings (plugs and screws). Available finishing: brassed, chrome plated, bronzed, satin.



COD.	DESCRIZIONE / DESCRIPTION	
12.3013000002	**PORTATUBO OTTONATO** / *BRASSED PIPE SUPPORT Ø16*	1 PZ
12.3013000010	**PORTATUBO CROMATO** / *CHROMED PIPE SUPPORT Ø16*	1 PZ
12.3013000016	**PORTATUBO BRONZO SPAZZOLATO** / *BRONZED PIPE SUPPORT Ø16*	1 PZ
12.3013000052	**PORTATUBO SATINATO** / *NICKEL SATIN PIPE SUPPORT Ø16*	1 PZ

ART. - ITEM
12.0260

Gamba per tavolo
Table leg

Gamba per tavolo in metallo.
Metal table leg.

DATI TECNICI/TECHNICAL DATA mm				
Ø	60	60	60	60
H	1100	870	820	710



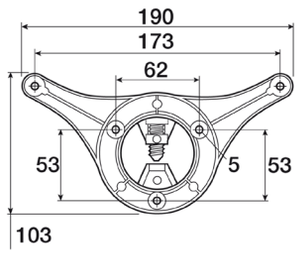

COD.	DESCRIZIONE / DESCRIPTION	
12.0260071010	**GAMBA ART.106 Ø60 CM.71 CROMATA** / *CHROMED TABLE LEG Ø60 H.710*	4 PZ
12.0260071040	**GAMBA ART.106 Ø60 CM.71 BIANCA** / *WHITE TABLE LEG ART.106 Ø60 H.710*	4 PZ
12.0260071041	**GAMBA ART.106 Ø60 CM.71 NERO OPACO** / *BLACK TABLE LEG Ø60 H.710*	4 PZ
12.02600710CP	**GAMBA ART.106 Ø60 CM.71 CROMO PERLA** / *DULL CHROME TABLE LEG Ø60 H.710*	4 PZ
12.02600710NP	**GAMBA ART.106 Ø60 CM.71 NICHEL PERLA** / *MATT PEARL NICKEL TABLE LEG Ø60 H.710*	4 PZ
12.0260082010	**GAMBA ART.107 Ø60 CM.82 CROMATA** / *CHROMED TABLE LEG ART.107 Ø60 H.820*	4 PZ
12.0260082040	**GAMBA ART.107 Ø60 CM.82 BIANCA** / *WHITE TABLE LEG ART.107 Ø60 H.820*	4 PZ
12.0260082041	**GAMBA ART.107 Ø60 CM.82 NERO OPACO** / *BLACK TABLE LEG ART.107 Ø60 H.820*	4 PZ
12.0260082053	**GAMBA ART.107 Ø60 CM.82 CROMO SAT.** / *SATIN CHROME TABLE LEG ART.107 Ø60 H.82*	4 PZ
12.02600820CP	**GAMBA ART.107 Ø60 CM.82 CROMO PERLA** / *DULL CHROME TABLE LEG Ø60 H.820*	4 PZ
12.0260087010	**GAMBA ART.108 Ø60 CM.87 CROMATA** / *CHROMED TABLE LEG ART.108 Ø60 H.870*	4 PZ
12.0260087040	**GAMBA ART.108 Ø60 CM.87 BIANCA** / *WHITE TABLE LEG ART.108 Ø60 H.870*	4 PZ
12.0260087041	**GAMBA ART.108 Ø60 CM.87 NERA** / *BLACK TABLE LEG ART.108 Ø60 H.870*	4 PZ
12.02600870CP	**GAMBA ART.108 Ø60 CM.87 CROMO PERLA** / *DULL CHROME TABLE LEG Ø60 H.870*	4 PZ
12.0260110010	**GAMBA ART.110 Ø60 CM.110 CROMATA** / *CHROMED TABLE LEG ART.110 Ø60 H.1100*	4 PZ

ART. - ITEM
12.0266

Gamba per tavolo
Table leg

Gamba per tavolo in alluminio.
Aluminium table leg.

DATI TECNICI/TECHNICAL DATA mm	
Ø	60
H	710



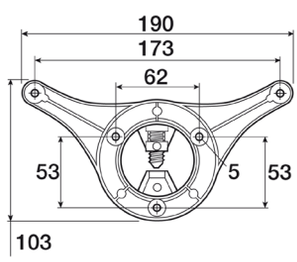

COD.	DESCRIZIONE / DESCRIPTION	
12.0266607100	**GAMBA ART.40 Ø60 CM.71 ALLUMINIO** / *MILLERIGHE ALUMINIUM LEG Ø60 H.710*	4 PZ

ART. - ITEM
12.0140

Reggimensola
Shelf support

Reggimensola a scomparsa.
Concealed shelf support.

DATI TECNICI/TECHNICAL DATA mm

Ø	12	12	12	12	12	14	14	14	14
L	75	75	70	75	75	70	75	75	75
L1	100	150	170	100	145	200	170	120	145
Ø1	9	10	12	10	9	14	14	14	14
KG	Kg15	Kg20	Kg30	Kg20	Kg15	Kg40	Kg40	Kg40	Kg40



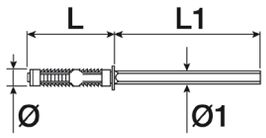

COD.	DESCRIZIONE / DESCRIPTION		
12.0140091006	**MENSOLA A SCOMPARSA ESA.L.100 Ø9 CH.8** / *SHELF SUPPORT ART.ESA 9X100*	4 PZ	100 PZ
12.0140091506	**MENSOLA A SCOMPARSA ESA.L.145 Ø9 CH.8** / *SHELF SUPPORT ART.ESA 9X145*	4 PZ	100 PZ
12.0140101006	**MENSOLA A SCOMPARSA ESA.L.100 Ø10 CH.9** / *SHELF SUPPORT ART.ESA 10X100*	4 PZ	100 PZ
12.0140101506	**MENSOLA A SCOMPARSA ESA.L.150 Ø10 CH.9** / *SHELF SUPPORT ART.ESA 10X150*	4 PZ	150 PZ
12.0140121706	**MENSOLA A SCOMPARSA ESA.L.170 Ø12 CH.10** / *SHELF SUPPORT ART.ESA 12X170*	4 PZ	100 PZ
12.0140141206	**MENSOLA A SCOMPARSA ESA.L.120 Ø14 CH.12** / *SHELF SUPPORT ART.ESA 12X140*	4 PZ	100 PZ
12.0140141456	**MENSOLA A SCOMPARSA ESA.L.145 Ø14 CH.12** / *SHELF SUPPORT ART.ESA 14X145*	4 PZ	100 PZ
12.0140141706	**MENSOLA A SCOMPARSA ESA.L.170 Ø14 CH.12** / *SHELF SUPPORT ART.ESA 14X170*	4 PZ	100 PZ
12.0140142006	**MENSOLA A SCOMPARSA ESA.L.200 Ø14 CH.12** / *SHELF SUPPORT ART.ESA 14X200*	4 PZ	100 PZ

ART. - ITEM
12.0142

Reggimensola
Shelf support

Reggimensola a scomparsa plastificato.
Concealed plasticized shelf support.

DATI TECNICI/TECHNICAL DATA mm

Ø	12	12	12	12	14	14	14
L	45	45	70	70	70	70	70
L1	100	70	120	145	165	120	140
Ø1	10	12	12	10	14	14	14
KG	Kg10	Kg15	Kg15	Kg10	Kg25	Kg25	Kg25



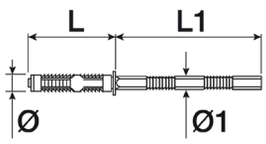

COD.	DESCRIZIONE / DESCRIPTION		
12.0142101042	**MENSOLA A SCOMPARSA ESA.L.100 Ø10 CH.9** / *BROWN SHELF SUPPORT 10X100 MM.*	4 PZ	200 PZ
12.0142101442	**MENSOLA A SCOMPARSA ESA.L.145 Ø10 CH.9** / *BROWN SHELF SUPPORT 10X145 MM.*	4 PZ	200 PZ
12.0142120742	**MENSOLA A SCOMPARSA ESA.L.70 Ø12 CH.10** / *BROWN SHELF SUPPORT 12X70 MM.*	4 PZ	200 PZ
12.0142121242	**MENSOLA A SCOMPARSA ESA.L.120 Ø12 CH.10** / *BROWN SHELF SUPPORT 12X120 MM.*	4 PZ	100 PZ
12.0142141242	**MENSOLA A SCOMPARSA ESA.L.120 Ø14 CH.12** / *BROWN SHELF SUPPORT 14X120 MM*	4 PZ	100 PZ
12.0142141442	**MENSOLA A SCOMPARSA ESA.L.140 Ø14 CH.12** / *BROWN SHELF SUPPORT 14X140 MM.*	4 PZ	100 PZ
12.0142141642	**MENSOLA A SCOMPARSA ESA.L.165 Ø14 CH.12** / *BROWN SHELF SUPPORT 14X165 MM.*	4 PZ	100 PZ

ART. - ITEM
12.0138

Reggimensola
Shelf support

Reggimensola a scomparsa.
Concealed shelf support.



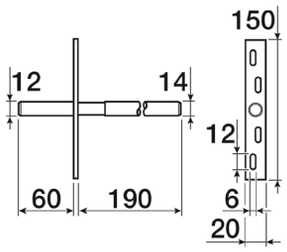

COD.	DESCRIZIONE / DESCRIPTION		
12.0138000006	**REGGIMENSOLA ART.0811 SMONT.14X190** / *TROPICAL.CONCEALED SHEL SUPPORT Ø14X190*	1 PZ	100 PZ

ART. - ITEM
12.MN102

Reggimensola registrabile
Adjustable shelf support

Doppia regolazione: A orizzontale e verticale; B inclinazione. Possibilità di avvitare un grano nella tacca C per evitare lo sfilamento della mensola. Si consiglia di fare le regolazioni appoggiando la mensola sui reggimensola, e una volta eseguite le regolazioni infilare la mensola nelle opportune sedi.
Double adjustments: A horizontal and vertical; B inclination.It' s possible to insert a grain C locate for anti-drop system. We suggest to adjust by locating the shelf upon the supports, and insert it after the adjustments.

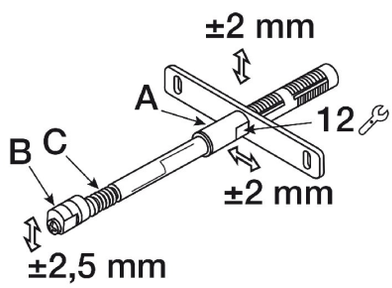

COD.	DESCRIZIONE / DESCRIPTION		
12.MN10214509	**REGGIMENSOLA ART.MN102 DA 145 ZINC.** / *ZINC PLATED SHELF SUPPORT MN102 145MM*	1 PZ	100 PZ
12.MN10217009	**REGGIMENSOLA ART.MN102 DA 170 ZINC.** / *ZINC PLATED SHELF SUPPORT MN102 170MM*	1 PZ	100 PZ

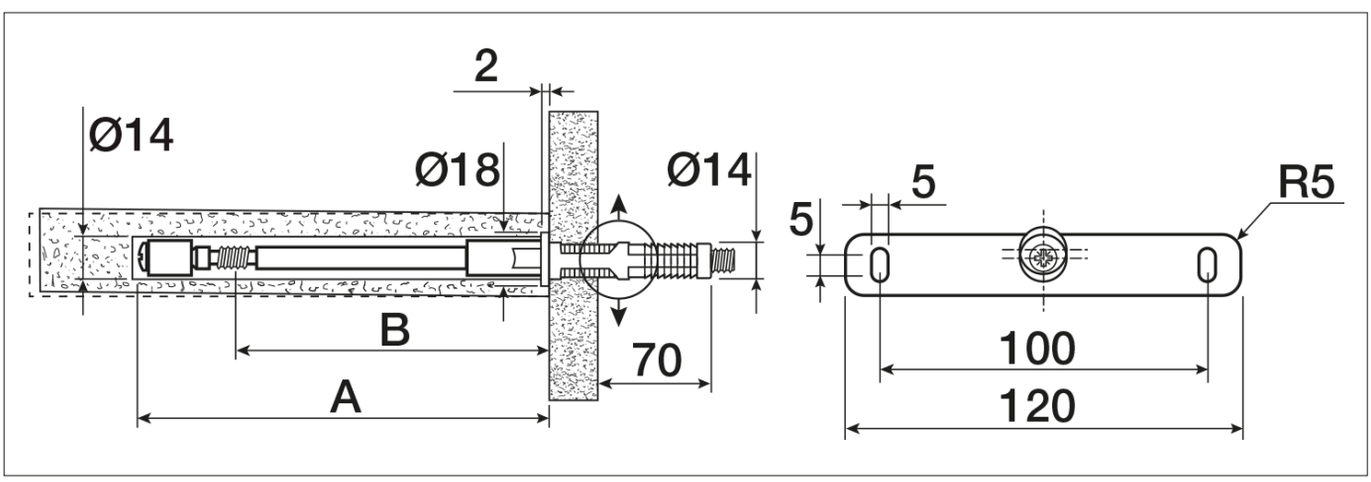

ART. - ITEM
12.MN112

Reggimensola registrabile
Adjustable shelf support

Doppia regolazione: A orizzontale e verticale; B inclinazione. Possibilità di avvitare un grano nella tacca C per evitare lo sfilamento della mensola. Si consiglia di fare le regolazioni appoggiando la mensola sui reggimensola, e una volta eseguite le regolazioni infilare la mensola nelle opportune sedi.
Double adjustments: A horizontal and vertical; B inclination.It's possible to insert a grain C locate for anti-drop system. We suggest to adjust by locating the shelf upon the supports, and insert it after the adjustments.



DATI TECNICI/TECHNICAL DATA mm

L	150

COD.	DESCRIZIONE / DESCRIPTION		
12.MN11215009	**REGGIM.ART.MN112 L.150 C/PIAS.19X4 ZINC.** */ ZINC PL.SHELF SUPPORT L.150 W/PLATE 19X4*	4 PZ	100 PZ

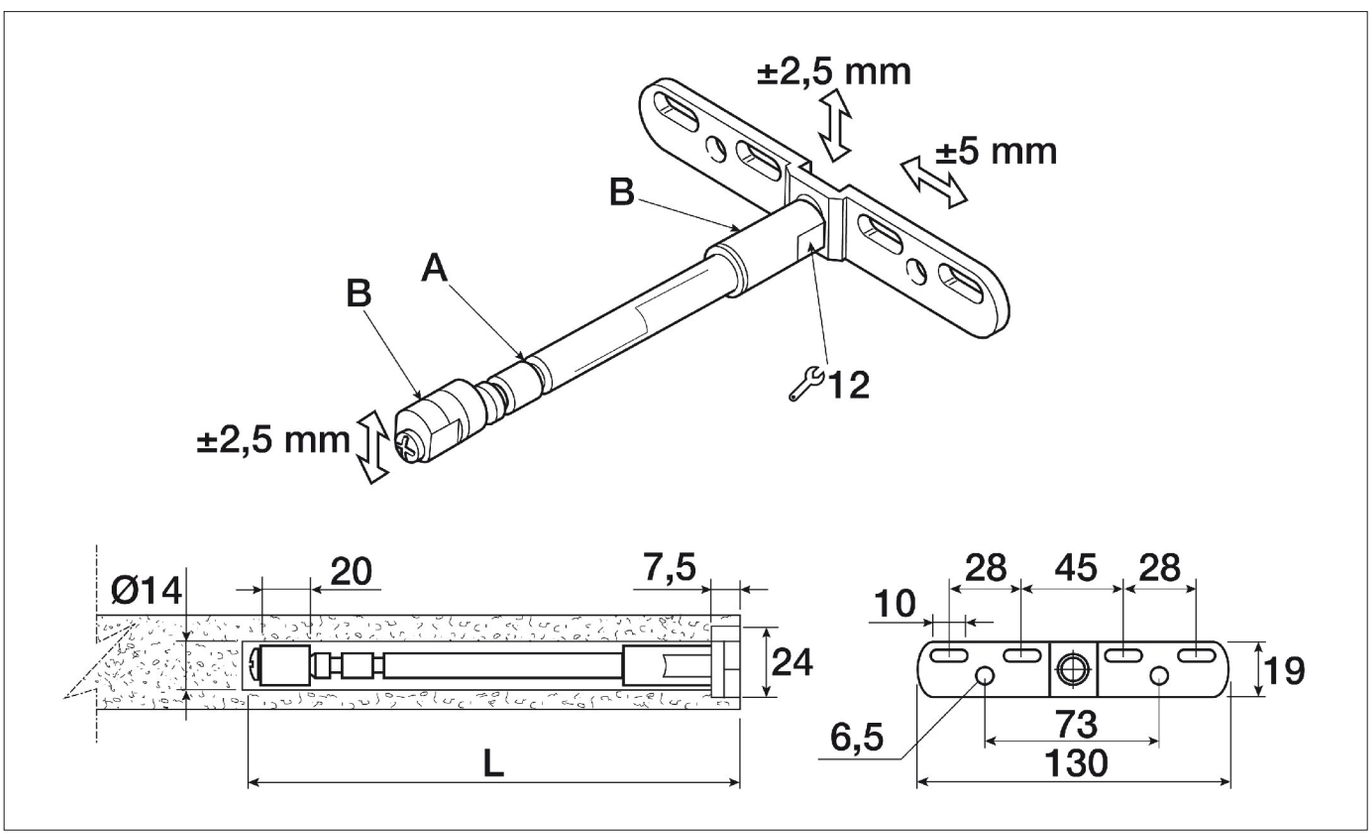

ART. - ITEM
12.MN113

Reggimensola registrabile
Adjustable shelf support

Doppia regolazione: A orizzontale e verticale; B inclinazione. Possibilità di avvitare un grano nella tacca C per evitare lo sfilamento della mensola. Si consiglia di fare le regolazioni appoggiando la mensola sui reggimensola, e una volta eseguite le regolazioni infilare la mensola nelle opportune sedi.
Double adjustments: A horizontal and vertical; B inclination.It is possible to insert a grain C locate for anti-drop system. We suggest to adjust by locating the shelf upon the supports, and insert it after the adjustments.

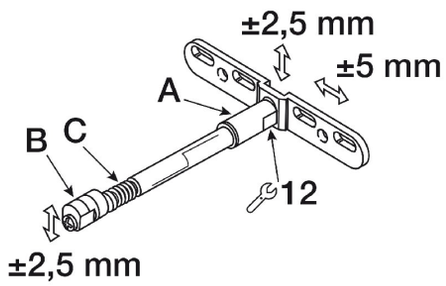

COD.	DESCRIZIONE / DESCRIPTION		
12.MN11317509	**REGGIM.ART.MN113 L.175 C/PIAS.24X4 ZINC.** */ ZINC PL.SHELF SUPPORT L.175 W/PLATE 24X4*	1 PZ	100 PZ

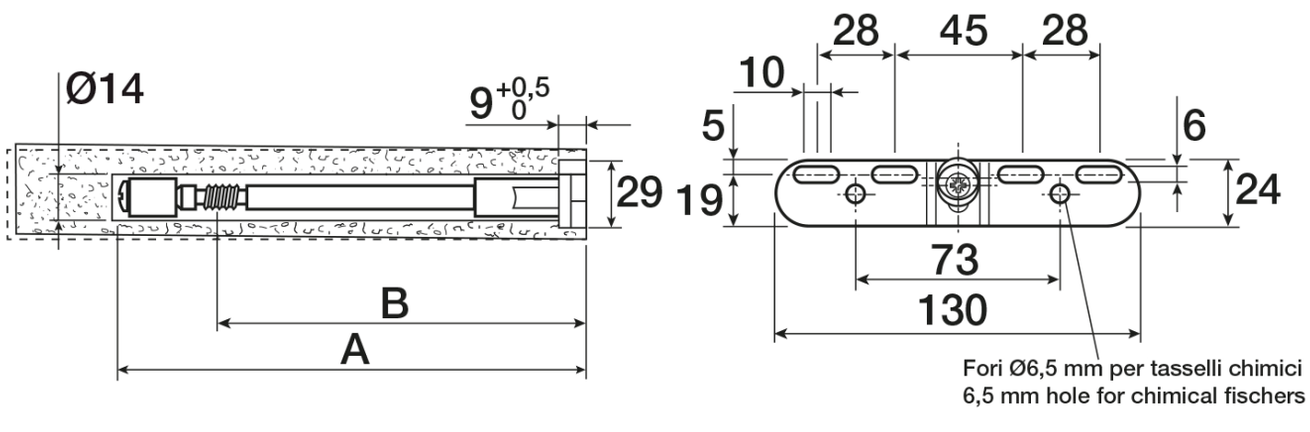

ART. - ITEM
12.0145

Reggimensola
Shelf support

Reggimensola per arredamento con protezione in plastica colorata.
Shelf support for furniture with colored plastic protection.

DATI TECNICI/TECHNICAL DATA mm
Kg25



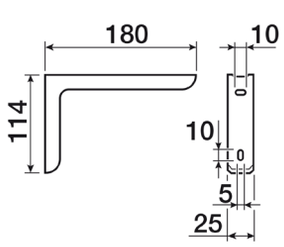

COD.	DESCRIZIONE / DESCRIPTION	
12.0145001840	**REGGIMENSOLE CM.18 BIANCA** */ WHITE SHELF SUPPORT 18CM*	1 CP

ART. - ITEM
12.0146

Reggimensola
Shelf support

Reggimensola in acciaio.
Steel shelf support.

DATI TECNICI/TECHNICAL DATA mm		
KG	Kg50	Kg50



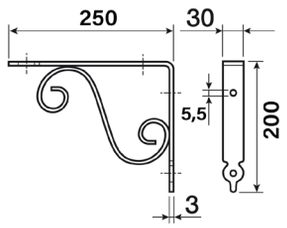

COD.	DESCRIZIONE / DESCRIPTION		
12.0146231803	**REGGIMENSOLA FERRO BATTUTO 250X200 NERA** / *PEENED BLACK SHELF SUPPORT CM.250X200*	1 PZ	10 PZ
12.0146231821	**REGGIMENSOLA FERRO BATTUTO 250X200 RAME** / *ANTIQUE COPPER SHELF SUPPORT CM.250X200*	1 PZ	10 PZ

ART. - ITEM
12.0144E

Reggimensola
Shelf support

Reggimensola PELLICANO.
PELLICANO shelf support.

DATI TECNICI/TECHNICAL DATA mm				
H	10	20	25	40
L	45	50	75	105



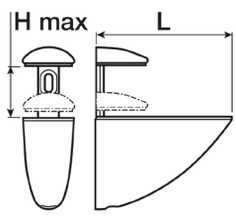

COD.	DESCRIZIONE / DESCRIPTION		
12.0144E10510	**PELLICANO CM.10,5 CROMO LUC. ECON.** / *CHROMED GLASS SHELF SUPPORT CM.10,5*	1 PZ	70 PZ
12.0144E10552	**PELLICANO CM.10,5 NICHEL MAT ECON.** / *NICKEL MAT GLASS SHELF SUPPORT CM.10,5*	1 PZ	70 PZ
12.0144E10554	**PELLICANO CM.10,5 RAL 9006 ECON.** / *RAL 9006 GLASS SHELF SUPPORT CM.10,5*	1 PZ	70 PZ
12.0144E45010	**PELLICANO CM.4,5 CROMO LUC. ECON.** / *CHROMED GLASS SHELF SUPPORT CM.4,5*	1 PZ	400 PZ
12.0144E45052	**PELLICANO CM.4,5 NICHEL MAT ECON.** / *NICKEL MAT GLASS SHELF SUPPORT CM.4,5*	1 PZ	400 PZ
12.0144E45054	**PELLICANO CM.4,5 RAL 9006 ECON.** / *RAL 9006 GLASS SHELF SUPPORT CM.4,5*	1 PZ	400 PZ
12.0144E50010	**PELLICANO CM.5 CROMO LUC. ECON.** / *CHROMED GLASS SHELF SUPPORT CM.5*	1 PZ	200 PZ
12.0144E50052	**PELLICANO CM.5 NICHEL MAT ECON.** / *NICKEL MAT GLASS SHELF SUPPORT CM.5*	1 PZ	200 PZ
12.0144E50054	**PELLICANO CM.5 RAL 9006 ECON.** / *RAL 9006 GLASS SHELF SUPPORT CM.5*	1 PZ	200 PZ
12.0144E75010	**PELLICANO CM.7,5 CROMO LUC. ECON.** / *CHROMED GLASS SHELF SUPPORT CM.7,5*	1 PZ	100 PZ
12.0144E75052	**PELLICANO CM.7,5 NICHEL MAT ECON.** / *NICKEL MAT GLASS SHELF SUPPORT CM.7,5*	1 PZ	100 PZ
12.0144E75054	**PELLICANO CM.7,5 RAL 9006 ECON.** / *RAL 9006 GLASS SHELF SUPPORT CM.7,5*	1 PZ	100 PZ

ART. - ITEM
12.302C

Reggimensola CIP CIP
CIP CIP shelf support

E' realizzata in lega zama; si applica con una sola vite (il foro e la svasatura speciale consentono l'uso di diversi tipi di viti). Finiture disponibili: cromo, nichel satinato.
Made of zinc aluminium alloy; it is fastened with only one screw(the hole and the special countersink allow the use of different screws). Available finishing: chrome plated, nickel satin.



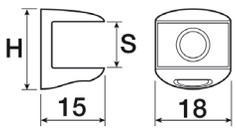

DATI TECNICI/TECHNICAL DATA mm	
H	17
S	8,5

COD.	DESCRIZIONE / DESCRIPTION	
302C13S	**REGGIMENSOLA ART.302C CIP CIP CROMO LUC.** / *CHROME PLATED SHELF SUPPORT 302C*	1 PZ
302C32S	**REGGIMENSOLA ART.302C CIP CIP NICHEL SAT** / *NICKEL SATIN SHELF SUPPORT 302C*	1 PZ

ART. - ITEM
12.305B

Reggimensola GIANO
GIANO shelf support

E' realizzata in alluminio; può essere utilizzata in due modi, appoggiandovi la mensola oppure diversamente sostenendo la;mensola con apposite bussole filettate. Finiture disponibili: cromata, alluminio.
Made of aluminium; it can be used in two ways, leaning the shelf on it or differently supporting the bracket with some suitable threaded bushes. Available finishing: chrome plated, aluminium.



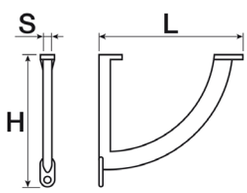

DATI TECNICI/TECHNICAL DATA mm	
H	120
L	132
KG	Kg12
S	12

COD.	DESCRIZIONE / DESCRIPTION	
305C13S	**REGGIMENSOLA ART.305C CROMO** / *CHROME PLATED SHELF SUPPORT 305C*	2 PZ
305C44S	**REGGIMENSOLA ART.305C ALLUMINIO** / *ALUMINIUM SHELF SUPPORT 305C*	2 PZ

ART. - ITEM
12.309B

Reggimensola PIO PIO
PIO PIO shelf support

E' realizzata in lega zama. Finitura: nichel satinato.
Made of zinc aluminium alloy. Finishing: nickel satin.



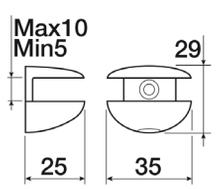

COD.	DESCRIZIONE / DESCRIPTION	
309B32S	**REGGIMENSOLA ART.309B NICHEL SATINATO** / *NICKEL SATIN SHELF SUPPORT 309B*	1 PZ

ART. - ITEM
12.RM20

Reggimensola
Shelf support

Reggimensola in acciaio completa di viti e tasselli.
Steel shelf support with dowels and screws.



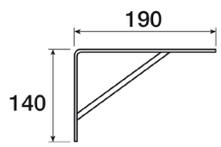

COD.	DESCRIZIONE / DESCRIPTION	
12.RM20141952	**REGGIMENSOLA RM20 140X190 FIN.NIC.SAT.** / *NICKEL PLATED SHELF SUPPORT RM20 140X190*	1 CP

ART. - ITEM
12.RM25

Reggimensola
Shelf support

Reggimensola in acciaio completa di viti e tasselli.
Steel shelf support with dowels and screws.



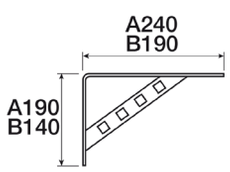

COD.	DESCRIZIONE / DESCRIPTION	
12.RM25141952	**REGGIMENSOLA RM25/B 140X190 FIN.NIC.SAT.** / *SATIN-NICKEL SHELF SUPPORT RM25 140X190*	1 CP
12.RM25192410	**REGGIMENSOLA RM25/A 190X240 FIN.CROMO** / *CHROME PLATED SHELF SUPPROT RM25 190X240*	1 CP
12.RM25192452	**REGGIMENSOLA RM25/A 190X240 FIN.NIC.SAT.** / *SATIN-NICKEL SHELF SUPPORT RM25 190X240*	1 CP

ART. - ITEM
12.0270

Supporto per mensole pensili
Shelf support

Supporto per mensole pensili diametro 10mm.
Shelf support 10mm diameter.

DATI TECNICI/TECHNICAL DATA mm	
L	1000



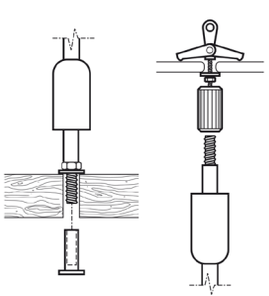

COD.	DESCRIZIONE / DESCRIPTION	
12.0270000010	**SUPPORTO PER MENSOLA ART.M1000 CROMO** / *CHROME SHELF SUPPORT*	1 PZ

ART. - ITEM
12.0280

Griglia di aerazione
Ventilation grid

Griglie di aerazione in alluminio. Finiture disponibili: bronzo, argento, oro.
Aluminium ventilation grid. Available finishing: bronzed, silver, gold.

DATI TECNICI/TECHNICAL DATA mm		
H	80	80
H1	66	66
L	500	400
L1	475	375



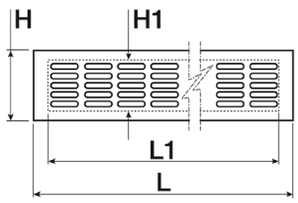

COD.	DESCRIZIONE / DESCRIPTION	
12.0280040001	**GRIGLIA VENTILAZIONE L.400 H.80 BRONZO** / *BRONZED ALUM.VENTILATION GRID 400MM H.80*	1 PZ
12.0280040002	**GRIGLIA VENTILAZIONE L.400 H.80 ORO** / *GOLD VENTILATION GRID 400MM H.80*	1 PZ
12.0280040039	**GRIGLIA VENTILAZIONE L.400 H.80 ARGENTO** / *SILVER ALUM.VENTILATION GRID 400MM H.80*	1 PZ
12.0280050001	**GRIGLIA VENTILAZIONE L.500 H.80 BRONZO** / *BRONZED ALUM.VENTILATION GRID 500MM H.80*	1 PZ
12.0280050002	**GRIGLIA VENTILAZIONE L.500 H.80 ORO** / *GOLD VENTIALTION GRID 500MM H.80*	1 PZ
12.0280050039	**GRIGLIA VENTILAZIONE L.500 H.80 ARGENTO** / *SILVER ALUM.VENTILATION GRID 500MM H.80*	1 PZ

ART. - ITEM
12.0282

Griglia di aerazione
Ventilation grid

Griglie di aerazione in plastica. Finiture disponibili: bianca, marrone, nera.
Plastic ventilation grid. Available finishing: white, brown, black.



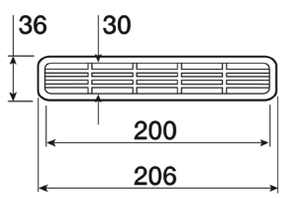

COD.	DESCRIZIONE / DESCRIPTION	
12.0282000040	**MASCHERINA ART.1040 BIANCA** / *WHITE PLASTIC VENTILATION GRID ART.1040*	1 PZ
12.0282000041	**MASCHERINA ART.1040 NERA** / *BLACK PLASTIC VENTILATION GRID ART.1040*	1 PZ
12.0282000042	**MASCHERINA ART.1040 MARRONE** / *BROWN PLASTIC VENTILATION GRID ART.1040*	1 PZ

ART. - ITEM
12.0284

Griglia di aerazione
Ventilation grid

Griglia di aerazione in plastica. Finitura: marrone.
Plastic ventilation grid. Finishing: brown.



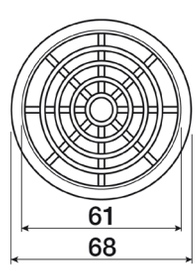

COD.	DESCRIZIONE / DESCRIPTION	
12.0284006142	**GRIGLIA A INCASSO Ø61 MARRONE ART.T6** / *BROWN RECESSED VENTILATION GRID Ø61*	1 PZ

ART. - ITEM
12.0288

Griglia di aerazione
Ventilation grid

Griglia di aerazione in metallo. Finiture disponibili: bronzo, oro, nichelata.
Metal ventilation grid. Available finishing: bronzed, gold, nickel plated.



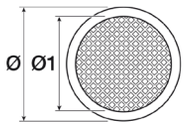

DATI TECNICI/TECHNICAL DATA mm	
Ø	35
Ø1	43

COD.	DESCRIZIONE / DESCRIPTION		
12.0288003501	**MASCHERINA ART.8900 BRONZATA** / *BRONZED VENTILATION GRID ART.8900*	1 PZ	25 PZ
12.0288003505	**MASCHERINA ART.8900 ORO LUCIDO** / *BRASSED VENTILATION GRID ART.8900*	1 PZ	25 PZ
12.0288003508	**MASCHERINA ART.8900 NICHELATA** / *NICKEL PLATED VENTILATION GRID ART.8900*	1 PZ	25 PZ

13 Complementi per armadio *Complements for wardrobe*

		PAG.
	**Sistemi e reti per letti** *Bed system*	**689÷704**
	**Accessori per armadio** *Accessories for wardrobe*	**705÷724**
	**Complementi per cabina armadio** *Complements for walk-in closet*	**725÷727**
	**Tubi e reggitubi** *Pipes and supports*	**728÷738**

INDICE *INDEX*

Cod.	Pag.
07.0094000042	736
13.0030022000	725
13.0032027000	725
13.0034000000	725
13.0036000000	726
13.0038000039	726
13.0040000000	726
13.0042000000	727
13.0050030V10	729
13.0050A09002	729
13.0050A15002	729
13.0050A30002	729
13.0050A30010	729
13.0050B20010	729
13.0050B30002	729
13.0050B30010	729
13.0050C30002	729
13.0052022V10	731
13.0052030V10	731
13.00521522V2	731
13.00521530V2	731
13.0052A09002	731
13.0052A09010	731
13.0052A10002	731
13.0052A10010	731
13.0052A11002	731
13.0052A11010	731
13.0052A12002	731
13.0052A12010	731
13.0052A13002	731
13.0052A14002	731
13.0052A15002	731
13.0052B09002	731
13.0052B10002	731
13.0052B10010	731
13.0052B11002	731
13.0052B12010	731
13.0052B13002	731
13.0052B13010	731
13.0052B15010	731
13.0052B20010	731
13.0054001840	730
13.0054001842	730
13.0063010023	728
13.0063010039	728
13.0063014023	728
13.0063014039	728
13.0065000023	728
13.0065000039	728
13.0066000023	728
13.0066000039	728
13.0067D00023	729
13.0067D00039	729
13.0067S00023	729
13.0067S00039	729
13.0070000010	731
13.0072000010	732
13.0075000010	732
13.0080000002	732
13.0080000008	732
13.0080E00010	732
13.0080V00002	732
13.0080V00008	732
13.0082000002	733
13.0082000008	733
13.0083000008	733
13.0085000006	733
13.0086A31510	735
13.0086C02210	735
13.0086C31502	735
13.0086C31510	735
13.0087A02202	734
13.0087A02210	734
13.0087A03002	734
13.0087A03010	734
13.0087C02202	734
13.0087C02210	734
13.0087C03002	734
13.0087C03010	734
13.0088F01802	735
13.0088F01810	735
13.0088F02502	735
13.0088F02510	735
13.0088S01802	736
13.0088S01810	736
13.0088S02510	736
13.0088S03010	736
13.0091000040	736
13.0091000042	736
13.0094000040	736
13.0095000842	737
13.0098A01802	737
13.0098A01810	737
13.0098A02502	737
13.0098A02510	737
13.0098C01802	738
13.0098C01810	738
13.0098C02510	738
13.0100012010	721
13.0100E10010	721
13.0100E10039	721
13.0100E11040	721
13.0100E11042	721
13.0111025008	716
13.0111030008	716
13.0111035008	716
13.0111040008	716
13.0111045008	716
13.0111050008	716
13.0112029540	717
13.0112029542	717
13.0112036540	717
13.0112036542	717
13.0116000000	717
13.0117BB00AG	719
13.0130E400AN	705
13.0130E400CA	705
13.0130E400CN	705
13.0130E800CA	705
13.0130E800CN	705
13.0250110040	706
13.0AC1PA1210	719
13.0ET0400000	719
13.10010045AA	715
13.10010045AN	715
13.10010060AA	715
13.10010060AN	715
13.10010083AA	715
13.10010083AN	715
13.1001BE0039	716
13.1007BB00AG	720
13.1008BB00AG	721
13.111A000039	708
13.112A000039	708
13.115A000039	708
13.116A000039	708
13.117A000039	708
13.121A000039	709
13.132A000039	721
13.141A000039	717
13.142A000039	718
13.1470000002	737
13.151A142039	710
13.152A000039	710
13.153A000039	710
13.161A000039	718
13.162A000039	718
13.171A000039	722
13.181A000039	722
13.182A000039	723
13.2360000040	707
13.2361000040	707
13.2453000040	707
13.2619D00040	707
13.2619S00040	707
13.300A000039	711
13.301A000039	711
13.4045080190	698
13.4051120190	689
13.4051160190	689
13.4051160195	689
13.4051160200	689
13.4051180200	689
13.4051801900	689
13.405A000039	723
13.4060087200	704
13.411A000039	720
13.412T000044	720
13.413T000044	720
13.414T000044	720
13.415A000039	720
13.4170087202	700
13.4170122202	700
13.4170142202	700
13.4170162202	700
13.4170182202	700
13.4171087200	703
13.4171P00000	703
13.4171S00000	703
13.4172087200	703
13.4220020000	695
13.4220021000	695
13.4220030000	697
13.4220160190	692
13.4220160195	692
13.4220160200	692
13.4220180200	692
13.4221000500	693
13.4221001000	692
13.4222000500	693
13.4222001000	692
13.4224001000	694
13.42240E1000	694
13.4230080190	693
13.4250801900	696
13.4260160190	694
13.4260160200	694
13.4270080190	697
13.4300122200	699
13.4300162200	699
13.4300870200	699
13.4301000000	702
13.4301142200	701
13.4301162200	701
13.4301182200	701
13.4302140040	701
13.4302160040	701
13.4302180040	701
13.4360080190	690
13.4365080188	691
13.4365080198	691
13.500A000039	712
13.6607036010	723
13.6607042053	723
13.6607136010	724
13.6607142053	724
13.800A000039	714
13.AAI0024000	695
13.AAI0176000	695
13.AAI0177000	695
13.AC42400054	697
13.LIFT700A00	713
13.LIFT700B00	713

ART. - ITEM
13.40511

Rete ortopedica FRANCIA matrimoniale
Orthopaedic double bed FRANCIA

FRANCIA, la classica struttura robusta realizzata con un telaio curvato da 50X30mm e doghe di multistrato curvate a vapore inserite direttamente nel telaio mediante apposite guaine porta doghe. Ideale come rete da inserimento con piedi avvitabili alle staffe diagonali e adatta a qualsiasi tipo di materasso. Finitura: nera. Fornibile su misura.
FRANCIA is the classic bed frame made of a curved frame 50X30mm and steam-curved multilayer wood staves housed directly into the frame. Ideal as an inlayed bedspring with screw-in legs to be fixed to the diagonal corner plates and suitablefor any kind of mattress. Finishing: black. Available on custom size.



DATI TECNICI/TECHNICAL DATA mm				
L	1600	1600	1600	1800
P	2000	1950	1900	2000

COD.	DESCRIZIONE / DESCRIPTION	
13.4051160190	**RETE ORTOPEDICA MOD.FRANCIA 160X190** / *ORTHOPAEDIC BED FRANCIA 160X190 W/FOOT*	1 PZ
13.4051160195	**RETE ORTOPEDICA MOD.FRANCIA 160X195** / *ORTHOPAEDIC BED FRANCIA 160X195 W/FOOT*	1 PZ
13.4051160200	**RETE ORTOPEDICA MOD.FRANCIA 160X200** / *ORTHOPAEDIC BED FRANCIA 160X200 W/FOOT*	1 PZ
13.4051180200	**RETE ORTOPEDICA MOD.FRANCIA 180X200** / *ORTHOPAEDIC BED FRANCIA 180X200 W/FOOT*	1 PZ

ART. - ITEM
13.40518

Rete ortopedica FRANCIA singola
Orthopaedic single bed FRANCIA

FRANCIA, la classica struttura robusta realizzata con un telaio curvato da 50X30mm e doghe di multistrato curvate a vapore inserite direttamente nel telaio mediante apposite guaine porta doghe. Ideale come rete da inserimento con piedi avvitabili alle staffe diagonali e adatta a qualsiasi tipo di materasso. Finitura: nera. Fornibile su misura.
FRANCIA is the classic bed frame made of a curved frame 50X30mm and steam-curved multilayer wood staves housed directly into the frame. Ideal as an inlayed bedspring with screw-in legs to be fixed to the diagonal corner plates and suitablefor any kind of mattress. Finishing: black. Available on custom size.



DATI TECNICI/TECHNICAL DATA mm		
L	800	1200
P	1900	1900

COD.	DESCRIZIONE / DESCRIPTION	
13.4051120190	**RETE ORTOPEDICA MOD.FRANCIA 120X190** / *ORTHOPAEDIC BED FRANCIA 120X190 W/FOOT*	1 PZ
13.4051801900	**RETE ORTOPEDICA MOD.FRANCIA 80X190** / *ORTHOPAEDIC BED FRANCIA 80X190 W/FOOT*	1 PZ

ART. - ITEM
13.4360

Letto estraibile EXTRA
Pull-out bed EXTRA

Letto estraibile manuale con profili realizzati in acciaio all'insegna della massima robustezza 30X33 mm. Altezza ridotta: aperto 30/35 cm - chiuso 7 cm.
Manual pull-out bed, profiles are made of steel in the name of highest sturdiness 30X33 mm. Reduced height: open 30/35 cm - closed 7 cm.



COD.	DESCRIZIONE / DESCRIPTION	
13.4360080190	**LETTO MOD.EXTRA ESTRAIB.MANUALE 800X1900** / *MANUAL PULL-OUT BED MOD.EXTRA 800X1900*	1 PZ

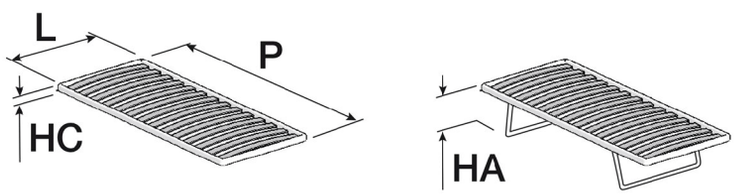

	800x1900
L Larghezza stuttura | Width of structure	800
P Profondità struttura | Depth of structure	**1900**
HC Altezza rete chiusa | Bedspring height closed	70
HA Altezza rete aperta | Bedspring height open	300 - 350
Kg materasso | Mattress	10 - 15

ART. - ITEM
13.4365

Letto estraibile automatico EOLO
Automatic pull-out bed EOLO

Eolo è un letto estraibile ad apertura semiautomatica assistita. Stabile e robusto, Eolo presenta una meccanica push/pull particolarmente sofisticata che permette un'apertura/chiusura senza sforzo e con movimenti estremamente fluidi. Non fornibile fuori misura.
Eolo is a pull-out bed with semi-automatic assisted opening. Steady and sturdy, Eolo is provided with a particularly sophisticated push-pull system, that enables an extremely smooth and easy opening/closing, without any effort. Outsize not available.



COD.	DESCRIZIONE / DESCRIPTION	
13.4365080188	**LETTO ESTRAIBILE AUTOMAT.MOD.EOLO 80X188** / *AUTOMATIC PULL-OUT BED MOD.EOLO 800X1880*	1 PZ
13.4365080198	**LETTO ESTRAIBILE AUTOMAT.MOD.EOLO 80X198** / *AUTOMATIC PULL-OUT BED MOD.EOLO 800X1980*	1 PZ

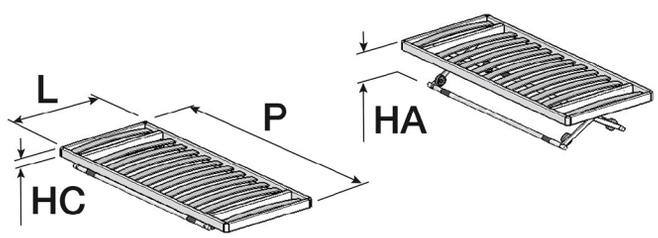

	800x1880	800x1980
L Larghezza stuttura | Width of structure	800	800
P Profondità struttura | Depth of structure	1880	1980
HC Altezza rete chiusa | Bedspring height closed	85	85
HA Altezza rete aperta | Bedspring height open	330	330
DIB Dimensione min. interna box | Min. internal box size	850x1920x280 Min.	850x2020x280 Min.
Kg materasso | Mattress	10 - 15	10 - 15

ART. - ITEM
13.4220

Telaio ortopedico ALZALETTO
Orthopaedic bedspring ALZALETTO

Rete a telaio per letto contenitore apertura verticale, utilizzabile con i relativi meccanismi (a scelta mod.Luna e mod.Giove) azionati da una molla a gas. Tali meccanismi vanno fissati alla rete e ai fianchi del vano seguendo attentamentele apposite istruzioni. Fornibile su misura.
Storage bed frame with vertical opening, to be used with its mechanisms (choose between mod.Luna and mod.Giove) driven by a gas spring. These mechanisms should be attached to the bed and to the sides of the cabinet carefully following the instructions. Available on custom size.



COD.	DESCRIZIONE / DESCRIPTION	
13.4220160190	**TELAIO ORTOP.MOD.ALZALETTO MM.1600X1900** / *ORTHOPAEDIC BEDSPRING ALZALETTO 160X190*	1 PZ
13.4220160195	**TELAIO ORTOP.MOD.ALZALETTO MM.1600X1950** / *ORTHOPAEDIC BEDSPRING ALZALETTO 160X195*	1 PZ
13.4220160200	**TELAIO ORTOP.MOD.ALZALETTO MM.1600X2000** / *ORTHOPAEDIC BEDSPRING ALZALETTO 160X200*	1 PZ
13.4220180200	**TELAIO ORTOP.MOD.ALZALETTO MM.1800X2000** / *ORTHOPAEDIC BEDSPRING ALZALETTO 180X200*	1 PZ
13.4221001000	**COPPIA MECCANISMI DX/SX MOD."GIOVE" NERO** / *BLACK MECHANISM GIOVE 100 KG*	1 PZ
13.4222001000	**COPPIA MECCANISMI DX/SX MOD."LUNA" NERO** / *BLACK MECHANISMS LUNA 100 KG*	1 PZ

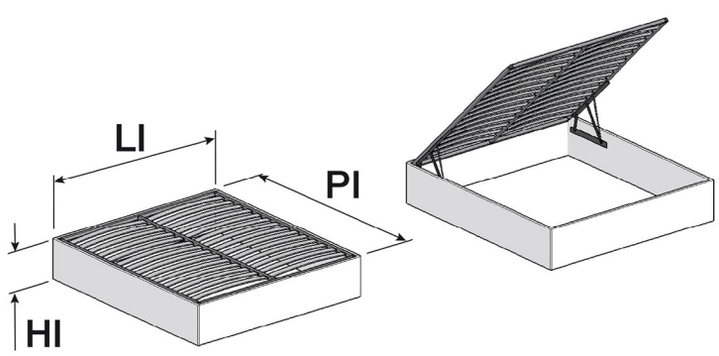

	1600x1900	1600x1950	1600x2000	1800x2000
HI Altezza interna | Inside height	280	280	280	280
PI Profondità interna | Inside depth	1930	1980	2030	2030
LI Larghezza interna | Inside width	1630	1630	1630	1830
Kg materasso | Mattress	35 - 40	35 - 40	35 - 40	35 - 40

ART. - ITEM
13.4230

Telaio ortopedico ALZALETTO singolo
Single orthopaedic bedspring ALZALETTO

Rete a telaio per letto contenitore apertura verticale, utilizzabile con i relativi meccanismi (a scelta mod.Luna e mod.Giove) azionati da una molla a gas. Tali meccanismi vanno fissati alla rete e ai fianchi del vano seguendo attentamentele apposite istruzioni. Fornibile su misura.
Storage bed frame with vertical opening, to be used with its mechanisms (choose between mod.Luna and mod.Giove) driven by a gas spring. These mechanisms should be attached to the bed and to the sides of the cabinet carefully following the instructions. Available on custom size.



COD.	DESCRIZIONE / DESCRIPTION	
13.4221000500	**COPPIA MECCANISMI DX/SX MOD."GIOVE" NERO** */ BLACK MECHANISM GIOVE 50 KG*	1 PZ
13.4222000500	**COPPIA MECCANISMI DX/SX MOD."LUNA" NERO** */ BLACK MECHANISM LUNA 50 KG*	1 PZ
13.4230080190	**TELAIO ORTOP.MOD.ALZALETTO MM.800X1900** */ ORTHOPAEDIC BEDSPRING ALZALETTO 800X1900*	1 PZ

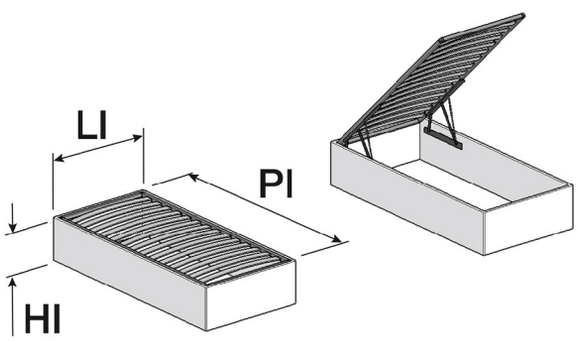

	800x1900
HI Altezza interna | Inside height	280 min
PI Profondità interna | Inside depth	1930
LI Larghezza interna | Inside width	83
Kg materasso | Mattress	15 - 18

ART. - ITEM
13.4260

Telaio ortopedico PRATIK
Orthopaedic bedspring PRATIK

Pratìk è l'unico sistema brevettato che consente il rialzo orizzontale del piano letto con un solo movimento. Pratìk permette un comodo rifacimento quotidiano del letto e di accedere facilmente alla base che si trasforma in un comodo contenitore. Disponibile per letto singolo e matrimoniale. (Abbinare sempre meccanismo e rete. Non vendibili singolarmente).
Pratìk is the one and only patented system, made in Italy that allows the horizontal bed elevation in only one step.Pratìk enables an easy everyday's bed making and access to the container, becoming a comfortable storage unit. Available for single and double bed. (Always combine mechanism and bedspring. Not sold individually)

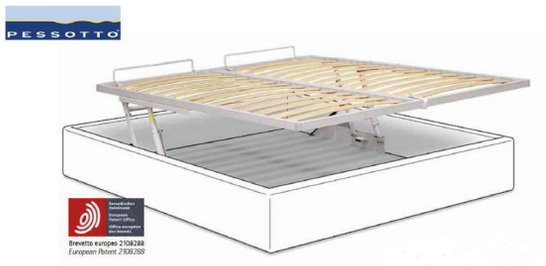

COD.	DESCRIZIONE / DESCRIPTION	
13.4224001000	**MECCANISMO VERT. MATRIMONIALE PRATIK** / *VERT.MECHANISM PRATIK FOR DOUBLE BED*	1 PZ
13.42240E1000	**MECCANISMO VERT. MATRIMONIALE PRATIK EKO** / *VERT.MECHANISM PRATIK EKO FOR DOUBLE BED*	1 PZ
13.4260160190	**TELAIO ORTOPEDICO MOD.PRATIK 1600 X 1900** / *ORTHOPAEDIC BEDSPRING PRATIK 1600X1900*	1 PZ
13.4260160200	**TELAIO ORTOPEDICO MOD.PRATIK 1600 X 2000** / *ORTHOPAEDIC BEDSPRING PRATIK 1600X2000*	1 PZ

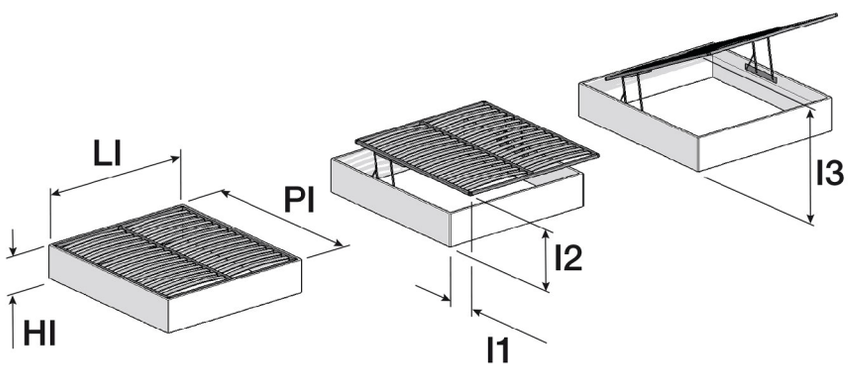

	1600x1900	1600x2000
HI Altezza interna | Inside height	280 min	280 min
PI Profondità interna | Inside depth	194-195	204-205
LI Larghezza interna | Inside width	163	163
Kg materasso | Mattress	35 - 40	35 - 40
I1 Profondità ingombro | Overall depth	255	255
I2 Altezza rete | Bedspring height	700	700
I3 Altezza rete apertura totale | Total opening bedspring height	1490	1490

ART. - ITEM
13.422

Cubi per contenitori
Storage units

Set di 4 cubi per l'unione negli angoli del contenitore del letto e da appoggio per il telaio quando è chiuso.
Corner elements for storage units



COD.	DESCRIZIONE / DESCRIPTION	
13.4220020000	**SET DI 4 CUBI DA 100X100X240** / *SET WITH 4 CUBES 100X100X240*	1 PZ
13.4220021000	**SET DI 4 CUBI DA 100X100X210** / *SET WITH 4 CUBES 100X100X210*	1 PZ

ART. - ITEM
13.AAI

Pistone a gas per letto
Gas piston for bed

Pistone a gas di ricambio per meccanismi letto GIOVE, LUNA e PRATIK.
Replacement gas piston for bed mechanism GIOVE, LUNA and PRATIK.

DATI TECNICI/TECHNICAL DATA mm			
KG	1000N	500N	600N



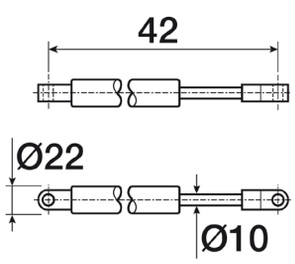

COD.	DESCRIZIONE / DESCRIPTION	
13.AAI0024000	**MOLLA A GAS 1000 N** / *GAS PISTON FOR BED 1000 N*	1 PZ
13.AAI0176000	**MOLLA A GAS 500 N** / *GAS PISTON FOR BED 500 N*	1 PZ
13.AAI0177000	**MOLLA A GAS 600 N** / *GAS PISTON FOR BED 600 N*	1 PZ

ART. - ITEM
13.4250

Sistema per rifacimento letto superiore FACILE 2005

System for upper bed making FACILE 2005

Rete basculante per letto singolo ortopedico a soppalco, studiata per dare versatilità e comodità di utilizzo nel rifacimento del letto. La rete con relativa intelaiatura va fissata su piano in legno che permette stabilità nella traslazione e inclinazione, il movimento basculante è controllato da mola a gas.

Tilting single orthopedic frame, designed to provide versatility and easy to usefor bed making. The bedspring with its frame must be fixed on a wooden top that allows stability in the shift and tilt, the tilting movement is controlled by a gas spring.



COD.	DESCRIZIONE / DESCRIPTION	
13.4250801900	**RETE ORTOPED.MOD.FACILE 2005 80X190 GRIG** / *GREY ORTHOP.BEDSPRING FACILE 2005 80X190*	1 PZ

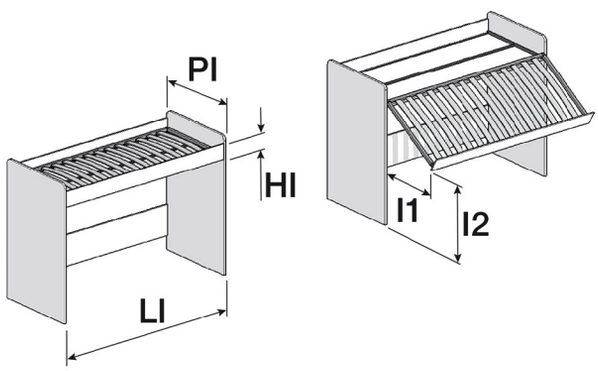

	800x1900
PI Profondità struttura | Depth of structure	845
LI Larghezza interna | Inside width	1940
HI Altezza interna | Inside height	160
Kg materasso | Mattress	14,5
I1 Profondità ingombro | Overall depth	330
I2 Altezza rete | Bedspring height	795

ART. - ITEM
13.4270

Telaio ortopedico autoportante SILVY
Self-supporting orthopaedic bedspring SILVY

Sistemi per letto a castello autoportante con apertura manuale, a sbalzo, senza appoggio a terra, per armadi con anta in luce, e apertura indipendente di entrambi i letti realizzati in acciaio 60X30 mm. Non fornibile fuori misura.
System for Self-supporting bunk bed with manual pull-down, for cabinets with door closing inside the cabinet's body, projecting no floor support and independent pull-down of both beds made of steel 60x30 mm. Outsize not available.

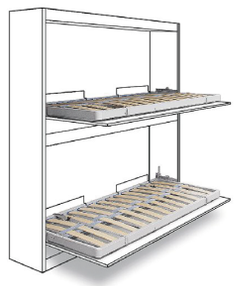

COD.	DESCRIZIONE / DESCRIPTION	
13.4220030000	**BARRA DI PROTEZIONE PER RETE SILVY** / *PROTECTION BAR FOR SILVY BED*	1 PZ
13.4270080190	**RETE ORTOPEDICA MOD.SILVY 800 X 1900** / *ORTHOP. SINGLE BED SILVY 800X1900*	1 PZ
13.AC42400054	**SCALETTA PER RETE SILVY GRIGIA** / *GREY LADDER FOR BEDSPRING SILVY*	1 PZ

	800x1900
L Larghezza stuttura | Width of structure	2000
H Altezza struttura | Height of structure	1085
P Profondità struttura | Depth of structure	400
LI Larghezza interna | Inside width	1940
H1 Altezza interna | Inside height	928
SS Spessore min. fianco | Min. thickness of side	30
SA Spessore max. anta | Max. thickness of door	18
Kg materasso | Mattress	14
Kg F Kg frontale | Front Kg	21
I1 Profondità ingombro | Overall depth	610
I2 Altezza rete | Bedspring height	300

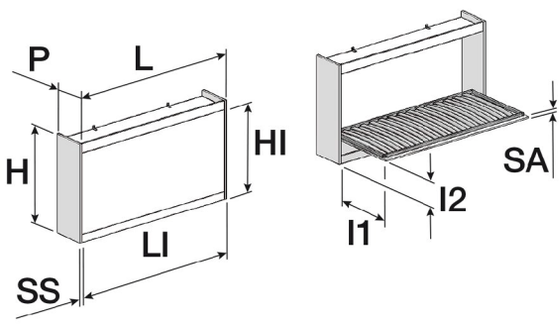

	800x1900
L Larghezza stuttura | Width of structure	2000
H Altezza struttura | Height of structure	2075
P Profondità struttura | Depth of structure	400
LI Larghezza interna | Inside width	1940
H1 Altezza interna | Inside height	1918
SS Spessore min. fianco | Min. thickness of side	30
SA Spessore max. anta | Max. thickness of door	18
Kg materasso | Mattress	14x2
Kg F Kg frontale | Front Kg	21x2
I1 Profondità ingombro | Overall depth	610
I2 Altezza rete | Bedspring height	300
I4 Altezza rete superiore | Upper bedspring height	1300

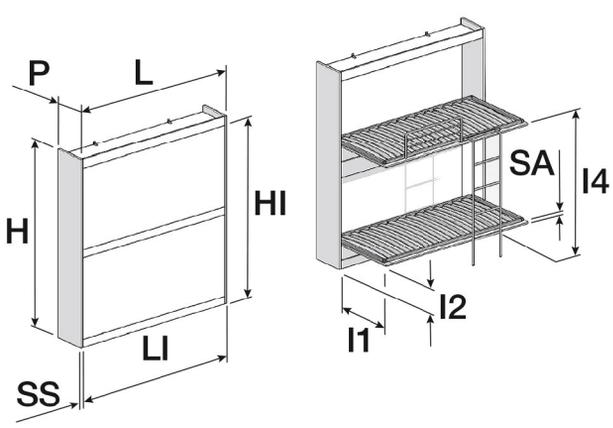

ART. - ITEM
13.4045

Letto a ribalta manuale RK
Manual hide-away bed RK

Letto a ribalta manuale per armadi con ante battenti apribili a 180°, con profili in metallo 30X33 mm.
Manual hide-away bed for cabinets with 180° wing doors, with metal profiles 30X33 mm.



COD.	DESCRIZIONE / DESCRIPTION	
13.4045080190	**LETTO A RIBALTA MANUALE MOD.RK 800X1900** / *MANUAL HIDE-AWAY BED MOD.RK 750X1850*	1 PZ

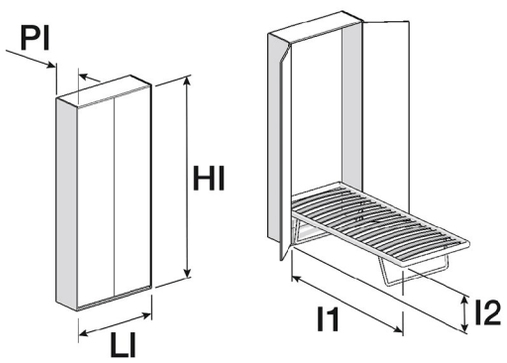

	750x1850
HI Altezza interna | Inside height	1950
PI Profondità interna | Inside depth	450
LI Larghezza interna | Inside width	880
Kg materasso | Mattress	14,5
I1 Profondità ingombro | Overall depth	1530
I2 Altezza rete | Bedspring height	275

ART. - ITEM
13.4300

Letto a scomparsa con apertura manuale ALADINO
Hide-away bed with manual pull-down ALADINO

Aladino è un funzionale e comodo letto a scomparsa con una facile apertura manuale bilanciata. Sviluppato per un utilizzo quotidiano, la sua robustezza è dettata dall'impiego di sezioni di tubo importanti, che impediscono la flessione delle ante, garantendo così una lunga durata negli anni. Per armadi con ante in luce. Su alcuni modelli è possibile abbinare il divano frontale: per 122 e 162 cm, oppure il tavolo a scomparsa: per 87 - 122- 162 cm.
Aladino is a functional and comfortable hide-away bed with a smooth balanced manual opening. Developed for a daily use, its strength is given by the use of important tube profiles, which prevent the doors from bending, granting a long lifetime over the years. For cabinets with inside closing front. Some sizes can be completed by a collapsible sofa for 122 - 162 cm. Or table set for 87 - 122 - 162 cm.



COD.	DESCRIZIONE / DESCRIPTION	
13.4300122200	**LETTO A SCOMPARSA ALADINO MAN. 1220X2000** / *HIDE-AWAY BED ALADINO 1220X2000*	1 PZ
13.4300162200	**LETTO A SCOMPARSA ALADINO MAN. 1620X2000** / *HIDE-AWAY BED ALADINO 1620X2000*	1 PZ
13.4300870200	**LETTO A SCOMPARSA ALADINO MAN. 870X2000** / *HIDE-AWAY BED ALADINO 870X2000*	1 PZ

	870x2000	1220x2000
L Larghezza stuttura I Width of structure	1005	1355
H Altezza struttura I Height of structure	2225	2225
P Profondità struttura I Depth of structure	400	400
LI Larghezza interna I Inside width	955	1305
H1 Altezza interna I Inside height	2175	2175
SS Spessore min. fianco I Min. thickness of side	25	25
SA Spessore max. anta I Max. thickness of door	18	18
Kg materasso I Mattress	14,5	20
I1 Profondità ingombro I Overall depth	1790	1790
I2 Altezza rete I Bedspring height	350	350

	1620x2000
L Larghezza stuttura I Width of structure	1755
H Altezza struttura I Height of structure	2225
P Profondità struttura I Depth of structure	400
LI Larghezza interna I Inside width	1705
H1 Altezza interna I Inside height	2175
SS Spessore min. fianco I Min. thickness of side	25
SA Spessore max. anta I Max. thickness of door	18
Kg materasso I Mattress	28
I1 Profondità ingombro I Overall depth	1790
I2 Altezza rete I Bedspring height	350

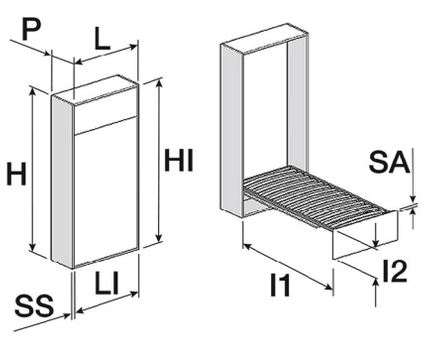

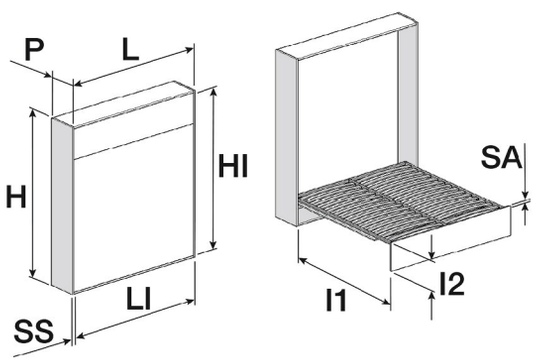

ART. - ITEM
13.4170

Letto a scomparsa con apertura manuale ALÌ
Hide-away bed with manual pull-down ALÌ

Alì è un funzionale letto a scomparsa con una facile apertura manuale bilanciata. Per armadi con anta in luce. E' disponibile in tre versioni: Singolo verticale 87X200 - 122X200 cm. Singolo orizzontale 87X200 cm. Matrimoniale 142X200 - 162X200 - 182X200 cm. Su alcuni modelli è possibile abbinare il divano frontale per: 122 - 142 - 162 - 182 cm, oppure il tavolo a scomparsa: per 87 - 122 - 142 - 162 - 182 cm.
Alì is a functional hide-away bed with a smooth balanced manual pull-down. For cabinets for inside closing front. Available in three versions: Single size vertical 87X200 - 122X200 cm. Single size horizontal 87X200 cm. Double size 142X200 - 162X200 - 182X200 cm. Some sizes can be completed by a collapsible sofa for 122 - 142 - 162 - 182 cm. Or table set for 87 - 122 - 142 - 162 - 182 cm.



COD.	DESCRIZIONE / DESCRIPTION	
13.4170087202	**LETTO A SCOMPARSA VERT.MOD.ALÌ 870X2020** / *VERT.HIDE-AWAY BED SYSTEM ALÌ 870X2020*	1 PZ
13.4170122202	**LETTO A SCOMPARSA VER.MOD.ALÌ 1220X2020** / *VERT.HIDE-AWAY BED SYSTEM ALÌ 1220X2020*	1 PZ
13.4170142202	**LETTO A SCOMPARSA VERT.MOD.ALÌ 1420X2020** / *VERT.HIDE-AWAY BED SYSTEM ALÌ 1420X2020*	1 PZ
13.4170162202	**LETTO A SCOMPARSA VERT.MOD.ALÌ 1620X2020** / *VERT.HIDE-AWAY BED SYSTEM ALÌ 1620X2020*	1 PZ
13.4170182202	**LETTO A SCOMPARSA VERT.MOD.ALÌ 182X202** / *VERT.HIDE-AWAY BED SYSTEM ALÌ 1820X2020*	1 PZ

	870x2000	1220x2000
L Larghezza stuttura I Width of structure	1005	1355
H Altezza struttura I Height of structure	2225	2225
P Profondità struttura I Depth of structure	400	400
LI Larghezza interna I Inside width	955	1305
H1 Altezza interna I Inside height	2175	2175
SS Spessore min. fianco I Min. thickness of side	25	25
SA Spessore max. anta I Max. thickness of door	18	18
Kg materasso I Mattress	14,5	20
I1 Profondità ingombro I Overall depth	1840	1840
I2 Altezza rete I Bedspring height	345	345

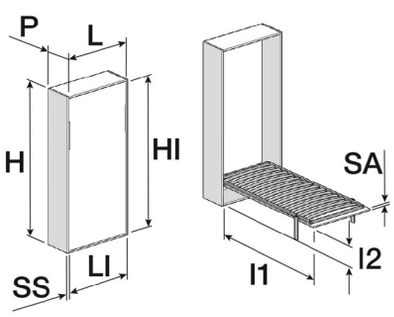

	870x2020
L Larghezza stuttura I Width of structure	2135
H Altezza struttura I Height of structure	1008
P Profondità struttura I Depth of structure	400
LI Larghezza interna I Inside width	2085
H1 Altezza interna I Inside height	958
SS Spessore min. fianco I Min. thickness of side	25
SA Spessore max. anta I Max. thickness of door	18
Kg materasso I Mattress	14
I1 Profondità ingombro I Overall depth	665
I2 Altezza rete I Bedspring height	305

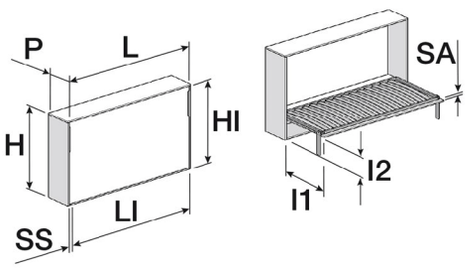

	1420x2020	1620x2020	1820x2020
L Larghezza stuttura I Width of structure	1555	1755	1955
H Altezza struttura I Height of structure	2225	2225	2225
P Profondità struttura I Depth of structure	400	400	400
LI Larghezza interna I Inside width	1505	1705	1905
H1 Altezza interna I Inside height	2175	2175	2175
SS Spessore min. fianco I Min. thickness of side	25	25	25
SA Spessore max. anta I Max. thickness of door	18	18	18
Kg materasso I Mattress	25	28	30
I1 Profondità ingombro I Overall depth	1840	1840	1840
I2 Altezza rete I Bedspring height	345	345	345

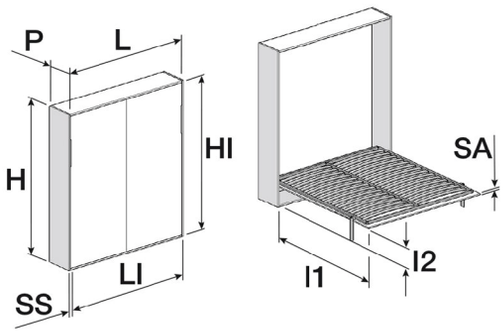

ART. - ITEM
13.4301

Set divano per letti a scomparsa ALADINO/ALÌ

Sofa set for hide-away bed ALADINO/ALÌ

Alcuni modelli Alì e Aladino possono essere equipaggiati con divano a scomparsa.Il divano è costituito da una struttura metallica, completa di meccanismi e baionette da applicare all'anta a ribalta del letto. Con seduta in rete elettrosaldata, il divano è completamente pieghevole e in apertura e chiusura non è necessario rimuovere alcun cuscino. Fornito con imbottiture da rivestire e senza pannelli.

Some Alì and Aladino models can be equipped with a collapsible sofa set. The sofa is made of a metal structure, with folding mechanisms and bayonets, which will be fixed to the front panel of the cabinet. The sofa seat is made of a sturdy electrowelded grid, no upholstery or panels included. The sofa set is completely collapsible and no cushions have to be removed.





COD.	DESCRIZIONE / DESCRIPTION	
13.4301142200	**DIVANO A SCOMPARSA PER RETE DA MM.1420** / *HIDE-AWAY ALADINO SOFA FOR BED 1420MM*	1 PZ
13.4301162200	**DIVANO A SCOMPARSA PER RETE DA MM.1620** / *HIDE-AWAY ALADINO SOFA FOR BED 1620MM*	1 PZ
13.4301182200	**DIVANO A SCOMPARSA PER RETE DA MM.1820** / *HIDE-AWAY ALADINO SOFA FOR BED 1820MM*	1 PZ
13.4302140040	**IMBOTTITURA DIVANO ALADINO MIS.140** / *WHITE UPHOLSTERY ALADINO SOFA SIZE 140*	1 PZ
13.4302160040	**IMBOTTITURA DIVANO ALADINO MIS.160** / *WHITE UPHOLSTERY ALADINO SOFA SIZE 160*	1 PZ
13.4302180040	**IMBOTTITURA DIVANO ALADINO MIS.180** / *WHITE UPHOLSTERY ALADINO SOFA SIZE 180*	1 PZ

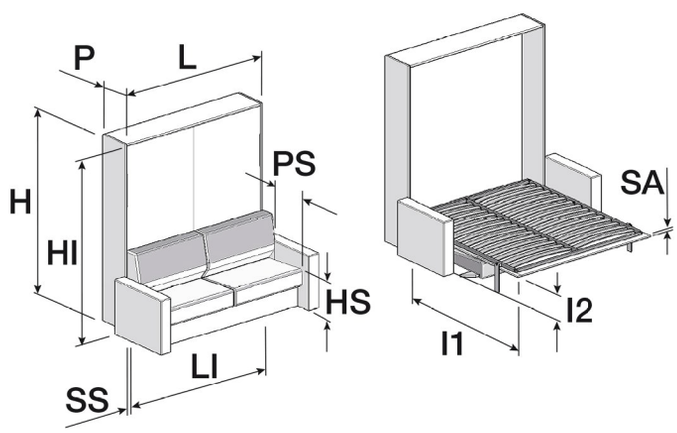

	Per-For 1220	Per-For 1420	Per-For 1620	Per-For 1820
L Larghezza stuttura I Width of structure	1355	1555	1755	1955
H Altezza struttura I Height of structure	2225	2225	2225	2225
P Profondità struttura I Depth of structure	400	400	400	400
LI Larghezza interna I Inside width	1305	1505	1705	1905
H1 Altezza interna I Inside height	2175	2175	2175	2175
SS Spessore min. fianco I Min. thickness of side	25	25	25	25
SA Spessore max. anta I Max. thickness of door	18	18	18	18
I1 Profondità ingombro I Overall depth	1840	1840	1840	1840
I2 Altezza rete I Bedspring height	345	345	345	345
HS Altezza seduta I Seat height	470	470	470	470
PS Profondità seduta I Seat depth	560	560	560	560

ART. - ITEM
13.4302

Set tavolo per letti a scomparsa ALADINO/ALÌ
Table set for hide-away bed ALADINO/ALÌ

In fase di apertura/chiusura, il piano del tavolo non varia mai la propria inclinazione. Il mantenimento costante dell'orizzontalità del piano consente all'utilizzatore di aprire e chiudere il letto senza dover rimuovere gli oggetti presenti sul piano.
During its opening/closing the top doesn't change its inclination. As on the picture, the constant horizontal slope of the top allows the open and close the bed with no need to remove things from it.





COD.	DESCRIZIONE / DESCRIPTION	
13.4301000000	**GAMBA PIEGHEVOLE PER TAVOLO MOD. ROLLY** */ FOLDING LEG FOR TABLE MOD.ROLLY*	1 PZ

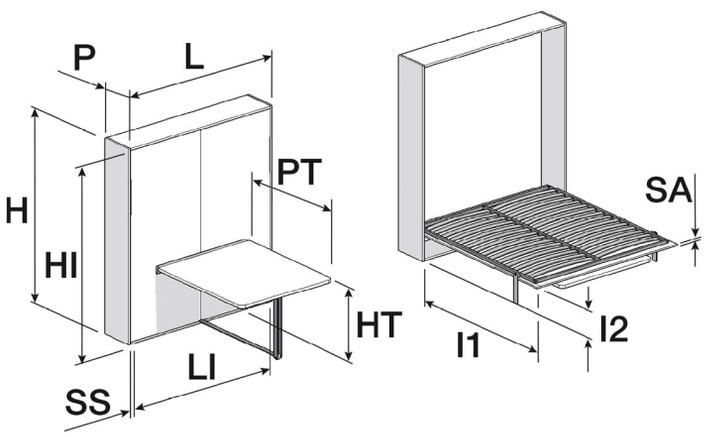

	Per-For 870	Per-For 920	Per-For 1020	Per-For 1220	Per-For 1420	Per-For 1620	Per-For 1820
L Larghezza stuttura I Width of structure	1055	1055	1155	1355	1555	1755	1955
H Altezza struttura I Height of structure	2225	2225	2225	2225	2225	2225	2225
P Profondità struttura I Depth of structure	400	400	400	400	400	400	400
LI Larghezza interna I Inside width	955	1005	1105	1305	1505	1705	1905
H1 Altezza interna I Inside height	2175	2175	2175	2175	2175	2175	2175
SS Spessore min. fianco I Min. thickness of side	25	25	25	25	25	25	25
SA Spessore max. anta I Max. thickness of door	18	18	18	18	18	18	18
I1 Profondità ingombro I Overall depth	1790	1790	1790	1790	1790	1790	1790
I2 Altezza rete I Bedspring height	350	350	350	350	350	350	350
HT Altezza tavolo I Table height	745	745	745	745	745	745	745
PT Profondità tavolo I Table depth	1455	1455	1455	1455	1455	1455	1455

ART. - ITEM
13.4171

Letto a castello con aperura manuale ALÌ

Bunk bed with manual pull down ALÌ

Costruito con la logica Alì, Pessotto Reti presenta un funzionale letto a castello a scomparsa caratterizzato dalla semplice apertura manuale bilanciata. Su richiesta, Alì Castello può essere equipaggiato con delle speciali protezioni con snodo che permette di reclinare la protezione sul piano letto, evitando di doverla rimuovere in fase di chiusura. Il sistema viene fornito completo di scaletta di supporto e protezione laterale fissa (elementi obbligatori).

With the same logic of Alì, Pessotto Reti presents a functional hideaway bunk bed, characterized by its simple balanced manual pull down. On request Alì bunk bed can be provided with special protections with junction, that enables the protection rail to be folded on the bed. No removal, while closing, is required. The system is supplied with its supporting ladder and fix side protection rail (mandatory elements).





COD.	DESCRIZIONE / DESCRIPTION	
13.4171087200	**RETE SUPERIORE PER LETTO CASTELLO 87X200** / *UPPER BEDSPRING 87X200 FOR BUNK BED ALÌ*	1 PZ
13.4171P00000	**PROTEZIONE PER LETTO CASTELLO MOD.ALÌ** / *PROTECTION RAIL FOR BUNK BED ALÌ*	1 PZ
13.4171S00000	**SCALETTA PORT.X LETTO CASTELLO MOD.ALÌ** / *LADDER FOR BUNK BED ALÌ*	1 PZ
13.4172087200	**RETE INFERIORE PER LETTO CASTELLO 87X200** / *LOWER BEDSPRING 87X200 FOR BUNK BED ALÌ*	1 PZ

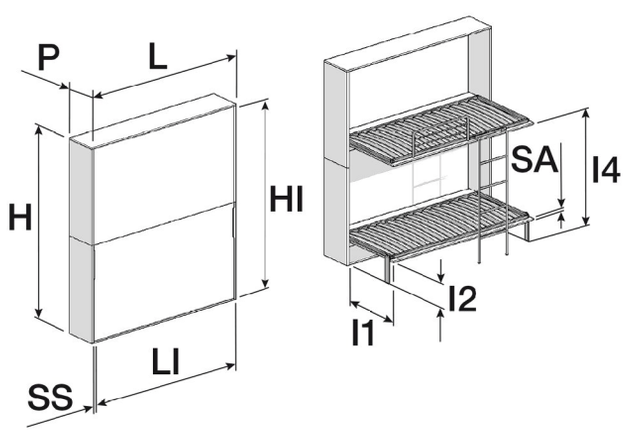

	870x2000
L Larghezza stuttura I Width of structure	2135
H Altezza struttura I Height of structure	1956
P Profondità struttura I Depth of structure	400
LI Larghezza interna I Inside width	2085
H1 Altezza interna I Inside height	1906
SS Spessore min. fianco I Min. thickness of side	25
SA Spessore max. anta I Max. thickness of door	18
Kg materasso I Mattress	14x2
Kg F Kg frontale I Front Kg	23x2
I1 Profondità ingombro I Overall depth	665
I2 Altezza rete I Bedspring height	305
I4 Altezza rete superiore I Upper bedspring height	1255

ART. - ITEM
13.4060

Sistema letto/scrittoio OTIS
Hide-away bed/desk system OTIS

Otis è un fuzionale sistema letto/scrittoio a scomparsa con una facile apertura manuale bilanciata con profili realizzati in acciaio 40X40 mm. In fase di apertura/chiusura, il piano della scrivania non varia mai la propria inclinazione. Il mantenimento costante dell'orizzontalità del piano consente all'utilzzatore di aprire e chiudere il letto senza dover rimuovere gli oggetti presenti sullo scrittoio. Otis, nella versione Plus, è abbinabile ad Alì castello.
Otis is a functional hideaway bed/desk system with a simple balanced pull-down. during its opening/closing the desk top doesn't change its inclination. The costant horizontal slope of the desk top allows to open and close the bed with no need toremove things from the desk. Otis Plus version can be matched with Alì bunk bed.





COD.	DESCRIZIONE / DESCRIPTION	
13.4060087200	**LETTO SCRITTOIO ORIZ.MOD.OTIS 87X200** / *BED/DESK BED OTIS 87X200*	1 PZ

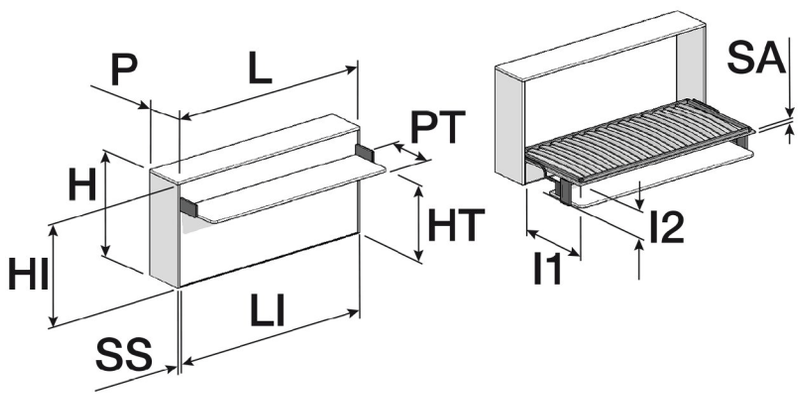

	870x2000
L Larghezza stuttura I Width of structure	2135
H Altezza struttura I Height of structure	1008
P Profondità struttura I Depth of structure	400
LI Larghezza interna I Inside width	2085
H1 Altezza interna I Inside height	958
SS Spessore min. fianco I Min. thickness of side	25
SA Spessore max. anta I Max. thickness of door	18
Kg materasso I Mattress	14,5
Kg F Kg frontale I Front Kg	45
I1 Profondità ingombro I Overall depth	660
I2 Altezza rete I Bedspring height	300
HT Altezza tavolo I Table height	740
PT Profondità tavolo I Table depth	450

ART. - ITEM
13.0130

Porta scarpe estensibile
Extensible shoes rack

Porta scarpe estensibile. Finiture disponibili: alluminio/nero, cromo/alluminio,cromo/nero.
Extensible shoes rack. Available finishing: aluminium/black, chrome/aluminium, chrome/black.

DATI TECNICI/TECHNICAL DATA mm

↔	40-70	40-70	40-70	80-110	80-110



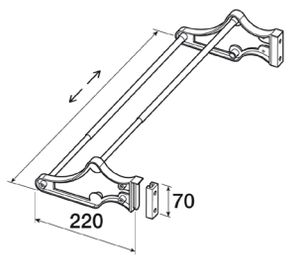

COD.	DESCRIZIONE / DESCRIPTION		
13.0130E400AN	**PORTASCARPE ESTENSIBILE CM40/70 ALL/NERO** / *SHOE RACK 40/70CM. ALL/BLACK*	1 PZ	15 PZ
13.0130E400CA	**PORTASCARPE ESTENSIBILE CM40/70 CRO/ALL** / *SHOE RACK 40/70CM. CHROME/SILVER*	1 PZ	15 PZ
13.0130E400CN	**PORTASCARPE ESTENSIBILE CM40/70 CRO/NERO** / *SHOE RACK 40/70CM. CHROME/BLACK*	1 PZ	15 PZ
13.0130E800CA	**PORTASCARPE ESTENSIBILE CM.80/110 CRO/AL** / *SHOE RACK 80/110CM. CHROME/ALL*	1 PZ	15 PZ
13.0130E800CN	**PORTASCARPE ESTENSIBILE CM80/110 CRO/NER** / *SHOE RACK 80/110CM. CHROME/BLACK*	1 PZ	15 PZ

ART. - ITEM
13.0250

Portascarpe
Shoes rack

Kit per la costruzione di portascarpe ad 1 scomparto. Il kit comprende: 1 elemento destro, 1 elemento sinistro, 2 rondelle grandi, 2 rondelle piccole, 2 fermi. Finitura: bianca.
Kit for the construction of shoes rack. The kit includes: 1 right component, 1 left component, 2 large washers, 2 small washers, 2 latches. Finishing: white.



COD.	DESCRIZIONE / DESCRIPTION		
13.0250110040	**PORTASCARPE ART.250.01.01 BIANCO 1 SCOMP** / *WHITE PLASTIC SHOE HOLDER ART.250.01.01*	1 PZ	200 PZ

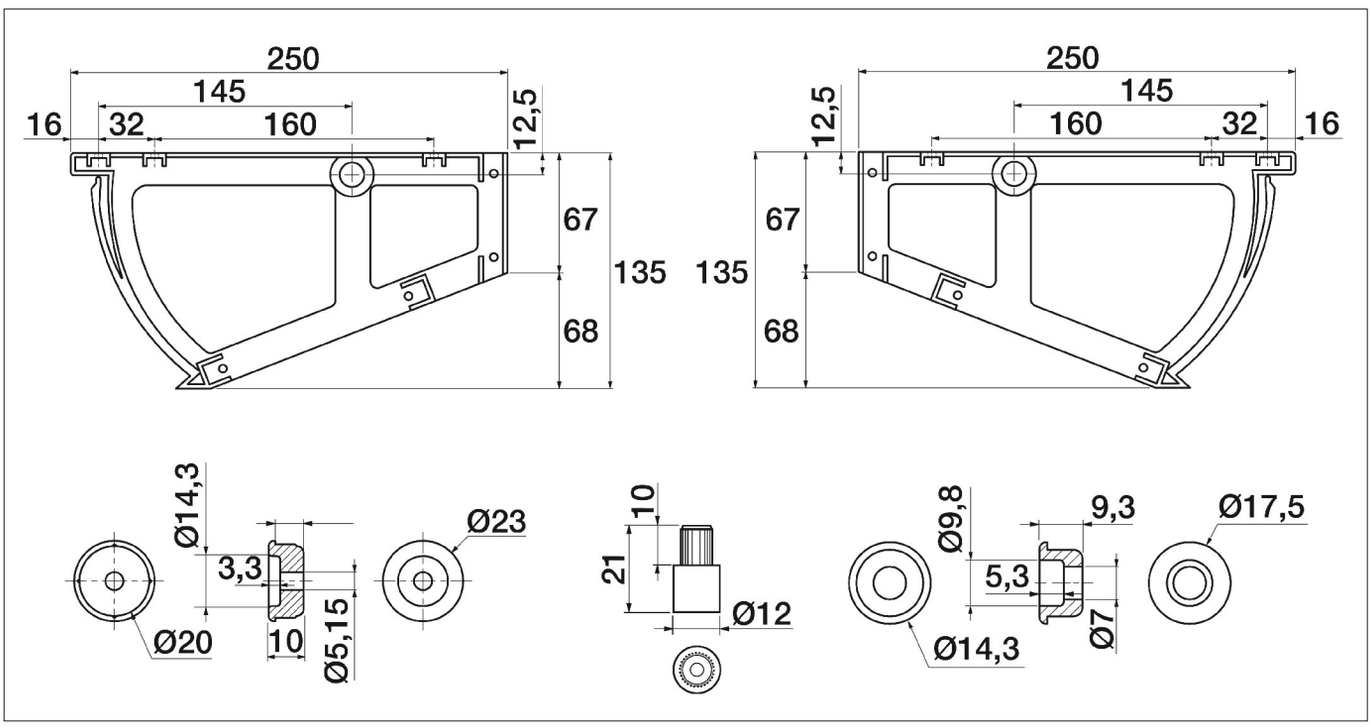

ART. - ITEM
13.2619

Kit per portascarpe
Shoes rack kit

Kit per la costruzione di portascarpe ad 2 scomparti. Il kit comprende: 1 elemento destro, 1 elemento sinistro, 2 rondelle grandi, 2 rondelle piccole, 2 fermi. Finitura: bianca.
Kit for the construction of shoes rack. The kit includes: 1 right component, 1 left component, 2 large washers, 2 small washers, 2 big washers, 2 latches. Finishing: white.



COD.	DESCRIZIONE / DESCRIPTION		
13.2360000040	**RONDELLA PICC. ART.240360 PLASTICA BIANC** / *WHITE SMALL WASHER*	2 PZ	200 PZ
13.2361000040	**FERMO ART.310832 PLASTICA BIANCA** / *WHITE PLASTIC STOP ART.240361*	2 PZ	200 PZ
13.2453000040	**RONDELLA GR. ART.240453 PLASTICA BIANCA** / *WHITE LARGE WASHER*	2 PZ	200 PZ
13.2619D00040	**PORTASCARPE ART.310831 PL. BIANCO DX** / *WHITE PLASTIC SHOE RACK RIGHT*	1 PZ	100 PZ
13.2619S00040	**PORTASCARPE ART.310830 PL. BIANCO SX** / *WHITE PLASTIC SHOE RACK LEFT*	1 PZ	100 PZ

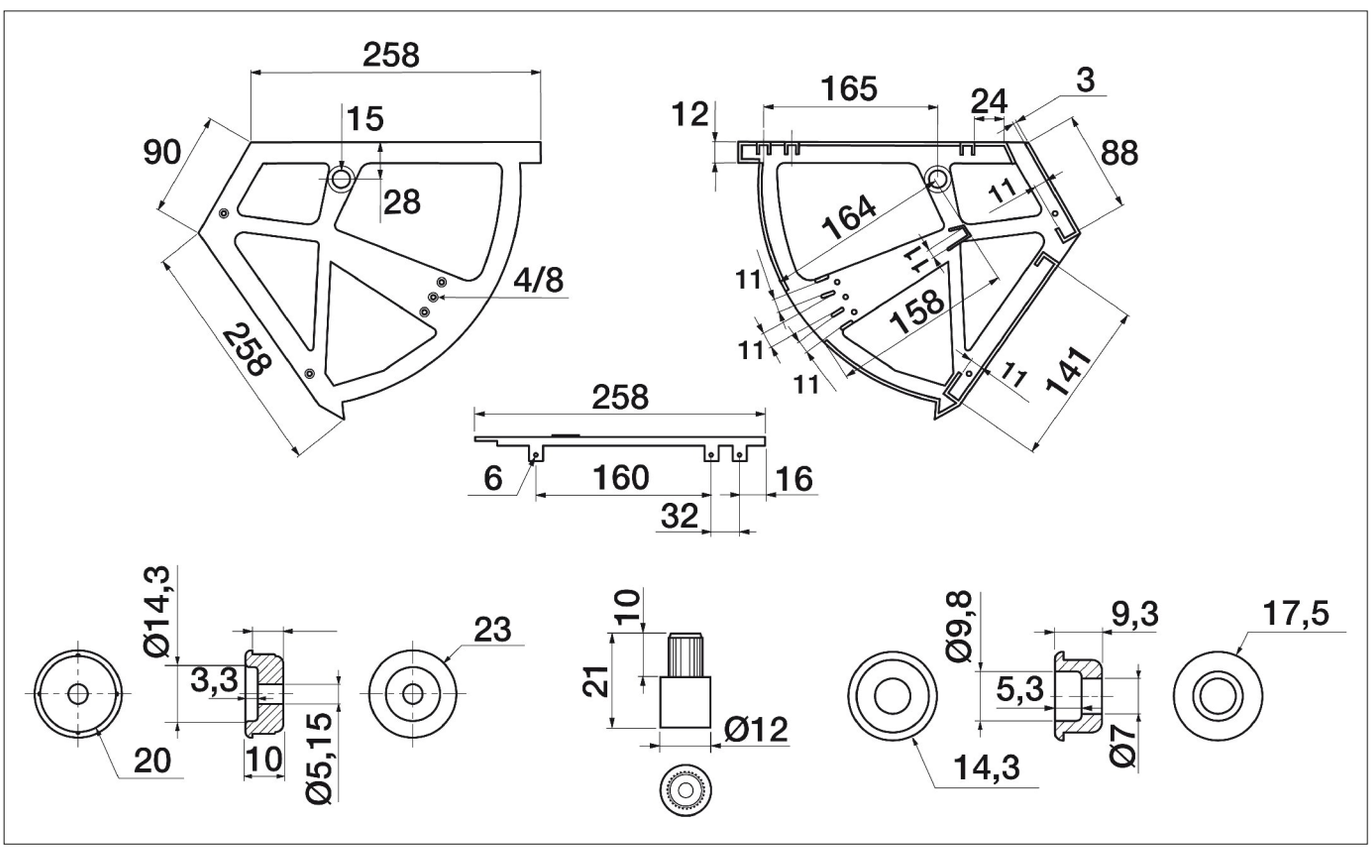

ART. - ITEM
13.111A

Appendiscarpe FRONTALE E LATERALE
Front and side shoe rack

È un telaio porta scarpe in acciaio cromato, di larghezza variabile, disponibile in versione frontale o laterale, quest'ultima studiata per l'applicazione nel lato all'interno di armadi stretti o nicchie.Si monta direttamente a muro nei ripostigli o nei bagni di servizio, o all'interno di mobili, permettendo di destinare a scarpiera spazi di solito poco sfruttati, come succede ad esempio nelle cabine armadio. Con la guida in alluminio (optional) si possono utilizzare in posizione variabile in altezza 6 appendiscarpe con solo 4 viti di fissaggio a parete.

A chromium-plated steel shoe rack of variable width, available in front and side versions, the latter designed to be mounted on the side of narrow wardrobes or niches.Wall-mounted in storerooms or bathrooms, or inside furniture units, enabling hard to exploit spaces to be used for shoe storage, as happens in walk-in closets.Using the aluminium guides (optional), 6 shoe racks can be used in a height-adjustable position with only 4 wall fastening screws.

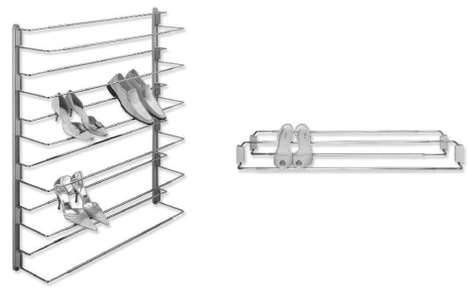

DATI TECNICI/TECHNICAL DATA mm

↔	48-83	83-113	48-83	83-113

COD.	DESCRIZIONE / DESCRIPTION		
13.111A000039	**APPENDI SCARPE FRONTALE CM.48-83 ALLUM.** */ FRONTAL SHOE RACK CM.48-83 ALUMINUM*	1 PZ	6 PZ
13.112A000039	**APPENDI SCARPE FRONTALE CM.83-113 ALLUM.** */ FRONTAL SHOE RACK CM.83-113 ALUMINUM*	1 PZ	6 PZ
13.115A000039	**APPENDI SCARPE LATERALE CM.48-83 ALLUM.** */ SIDE SHOE RACK CM.48-83 ALUMINUM*	1 PZ	6 PZ
13.116A000039	**APPENDI SCARPE LATERALE CM.83-113 ALLUM.** */ SIDE SHOE RACK CM.83-113 ALUMINUM*	1 PZ	6 PZ
13.117A000039	**CP.GUIDA X APPENDI SCARPE 117/A H.112 AL** */ PAIR SLIDE 117/A H.112 FOR SHOE RACK*	1 PZ	

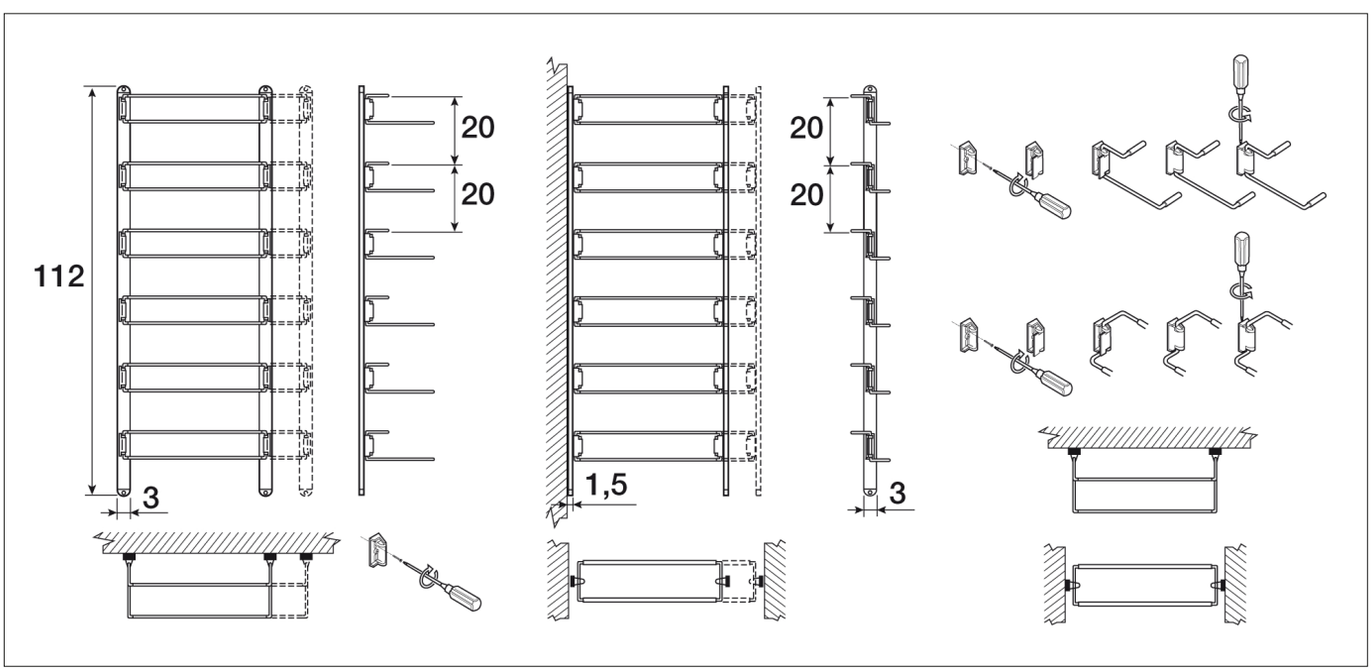

ART. - ITEM
13.121A

Appendi stivali
Boot hanger

Appendi stivali è un supporto che, applicato a parete o sotto un piano all'interno di un vano di un mobile, è in grado di portare un paio di stivali o stivaletti di ogni tipo e dimensione. Si possono collocare opportunamente più appendi stivali vicini, in modo da tenere più paia, a piacimento. La posizione appesa dello stivale lo mantiene costantemente stirato, evitandone le screpolature e le pieghe anomale. Le parti plastiche sono in nylon rinforzato con fibre di vetro, di un raffinato colore grigio chiaro.
Boot hanger is a support mounted on a wall or under a shelf inside a wardrobe compartment. It carries a pair of boots or ankle boots of any type and size. Sev eral boot hangers can be installed side by side for storing more pairs. The bo ots hang down so keep their shape and do not crack or fold. The plastic walls are in fibreglass reinforced nylon in a sophisticated pale grey colour.



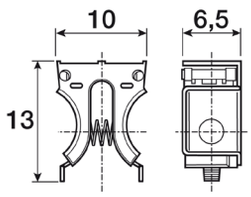

COD.	DESCRIZIONE / DESCRIPTION	
13.121A000039	**APPENDI STIVALI ART.121/A ALLUMINIO** */ BOOTS HANGER ART.121/A ALUMINUM*	1 PZ

ART. - ITEM
13.151A

Superlift
Superlift

L'unico appendiabiti mobile sul mercato con potenza di sollevamento regolabile (fino a 20 kg), per adattarsi al peso diverso del vestiario stagionale. È possi bile variare l'inclinazione dei bracci per le diverse profondità di armadio. Unacarenatura in plastica ricopre il meccanismo, per la maggior parte in acciaio, senza alcuna vite a vista. Il montaggio è semplicissimo: totalmente sulla forat ura System 32, non richiede di praticare ulteriori fori nel fianco dell'armadio.Mediante apposite staffe in lamiera (optional) è applicabile anche a muro o all'interno di cabine armadio.

The only mobile clothes hanger on the market with adjustable lifting power (up to 20 kg) to adapt to the changing weight of clothes from season to season. The tilt of the arms can be varied for different wardrobe depths. A plastic guard covers the mechanism, which is chiefly made of steel, without visible screws. Assembly is simple: entirely on the System 32 holes, with no need to drill into the side of the wardrobe. It can also be mounted on a wall or inside walk-in closets using special sheet metal brackets (optional).



DATI TECNICI/TECHNICAL DATA mm	
↔	75-115
KG	14÷20

COD.	DESCRIZIONE / DESCRIPTION		
13.151A142039	**SUPERLIFT 151/A 75-115 POR.14-20 KG.ALL.** / *SUPERLIFT 151/A CM.75-115 KG.14-20 ALUM.*	1 PZ	6 PZ
13.152A000039	**DISTANZIATORE PER SUPER-LIFT ALLUMINIO** / *SPACER FOR SUPERLIFT ALUMINUM*	1 PZ	12 PZ
13.153A000039	**STAFFA PARETE PER SUPER-LIFT ALLUMINIO** / *WALL CLAMP FOR SUPERLIFT ALUMINUM*	1 PZ	6 PZ

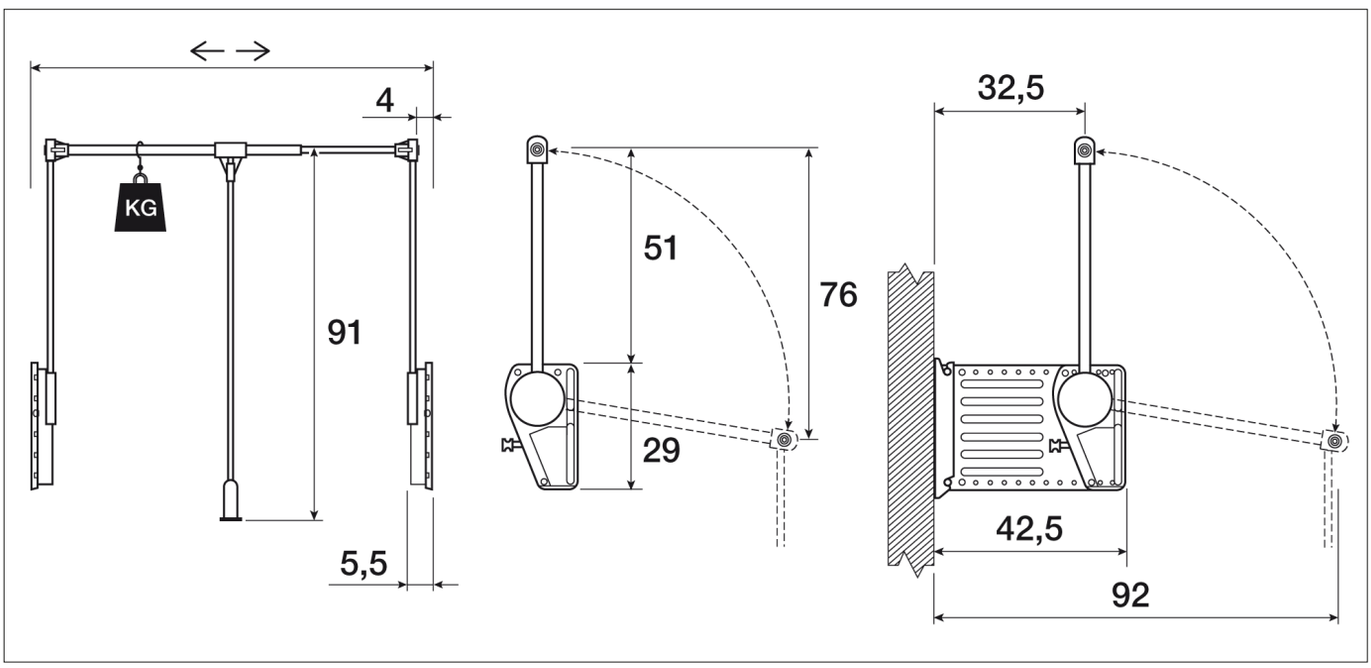

ART. - ITEM
13.300A

Lift 300
Lift 300

Lift 300 è il modello più essenziale della serie. Ma non per questo rinuncia alla funzionalità e alle prestazioni, potendo comunque sollevare 10 kg di abiti appesi.
Lift 300 is the most basic model in the series. However, this does not reduce its functionality or performance, since it can lift 10 kg of clothes.



DATI TECNICI/TECHNICAL DATA mm	
←→	75-115
KG	Kg10

COD.	DESCRIZIONE / DESCRIPTION		
13.300A000039	**LIFT 300/A CM.75-115 PORTATA KG.10 ALLUM** / *LIFT 300/A CM.75-115 KG.10 ALUMINUM*	1 PZ	12 PZ
13.301A000039	**DISTANZIATORE PER LIFT 300 ALLUMINIO** / *SPACER FOR LIFT 300 ALUMINUM*	1 PZ	24 PZ

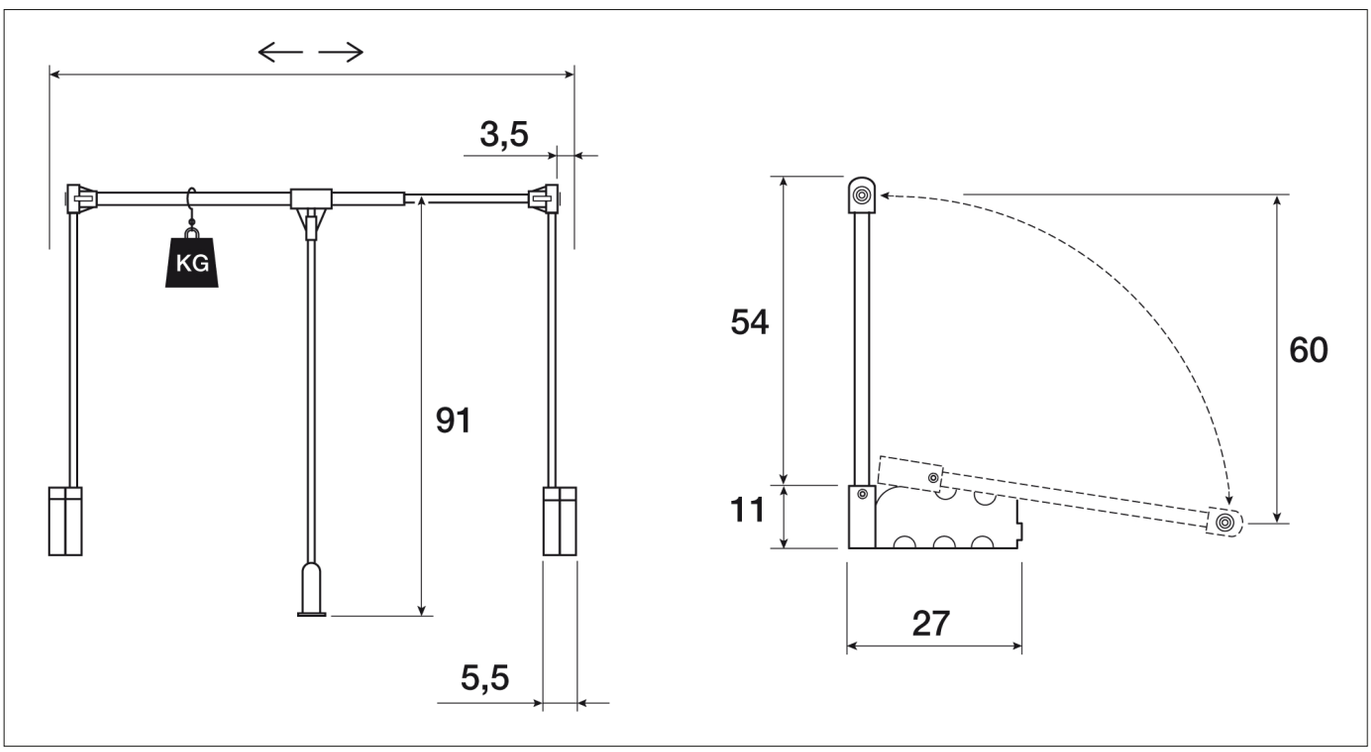

ART. - ITEM
13.500A

Lift 500
Lift 500

Lift 500 è essenziale, funzionale, ma assai performante.È corredato di un portagrucce estraibile. Questo piccolo dispositivo si rivela molto utile poichè consente l'appoggio momentaneo di alcune grucce, durante la scelta e il posizionamento degli abiti. Portata 10Kg.
Lift 500 is basic and functional yet high-performing. It comes with a pull-out hanger rack. This small device is a handy wardrobe accessory because it momentari. Load capacity: 10Kg.



DATI TECNICI/TECHNICAL DATA mm	
↔	75-115
KG	Kg10

COD.	DESCRIZIONE / DESCRIPTION		
13.500A000039	**LIFT 500/A CM.75-115 PORTATA KG.10 ALLUM** / *LIFT 500/A CM.75-115 KG.10 ALUMINUM*	1 PZ	12 PZ

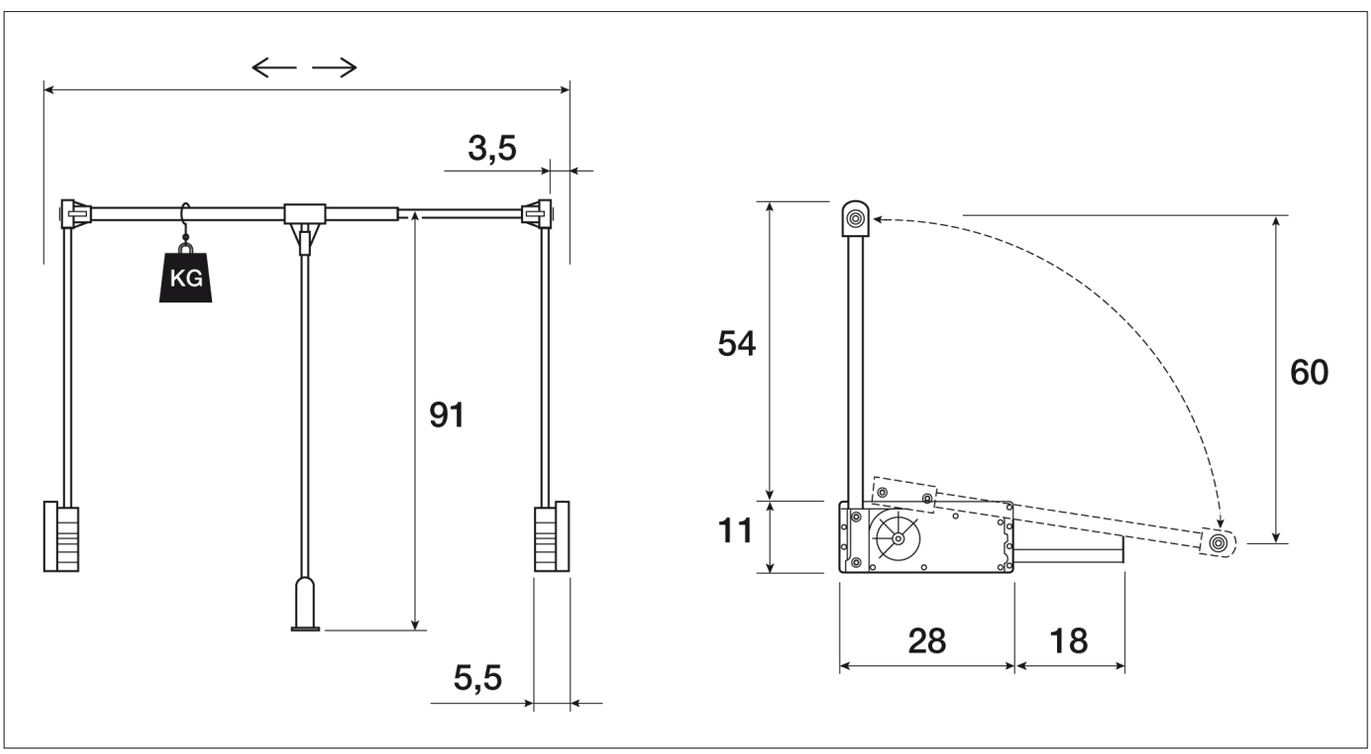

ART. - ITEM
13.700A

Lift 700
Lift 700

Lift 700 è un appendiabiti mobile che, per l'estrema facilità di montaggio e la buona portata, si rivela molto versatile e pratico. Si può applicare nell'armadio sfruttando unicamente la foratura System 32, senza dover praticare ulteriori fori. La particolare sagomatura delle basi consente di montarlo alle pareti delle ante, 'scansando' le cerniere degli sportelli, in questo modo razionalizzando gli ingombri. L'inclinazione dei bracci permette inoltre di trasferire ancor più esternamente gli abiti dall'armadio, al momento del posizionamento in basso della barra mobile. Finiture disponibili: Alluminio, Moka. Portata 15 kg.
Lift 700 is a mobile hanger that is highly versatile and practical due to its extremely easy assembly and good load capacity.It can be mounted in the wardrobe using solely System 32 holes, without the need to drill further holes. The specially shaped base means it can be mounted on the doors, avoiding door hinges and thus making the best use of the space available. The tilt of the arms means clothes can be pulled even further out of the wardrobe when using the lower part of the mobile rod. Available finishing: Aluminium, Moka. Load capacity 15 kg.



DATI TECNICI/TECHNICAL DATA mm		
↔	75-115	75-115
KG	Kg15	Kg15

COD.	DESCRIZIONE / DESCRIPTION		
13.LIFT700A00	**LIFT 700/A CM.75-115 PORTATA KG.15 ALLUM** / *LIFT 700/A CM.75-115 KG.15 ALUMINUM*	1 PZ	12 PZ
13.LIFT700B00	**LIFT 700/A CM.75-115 PORTATA KG.15 BROWN** / *LIFT 700/A CM.75-115 KG.15 BROWN*	1 PZ	12 PZ

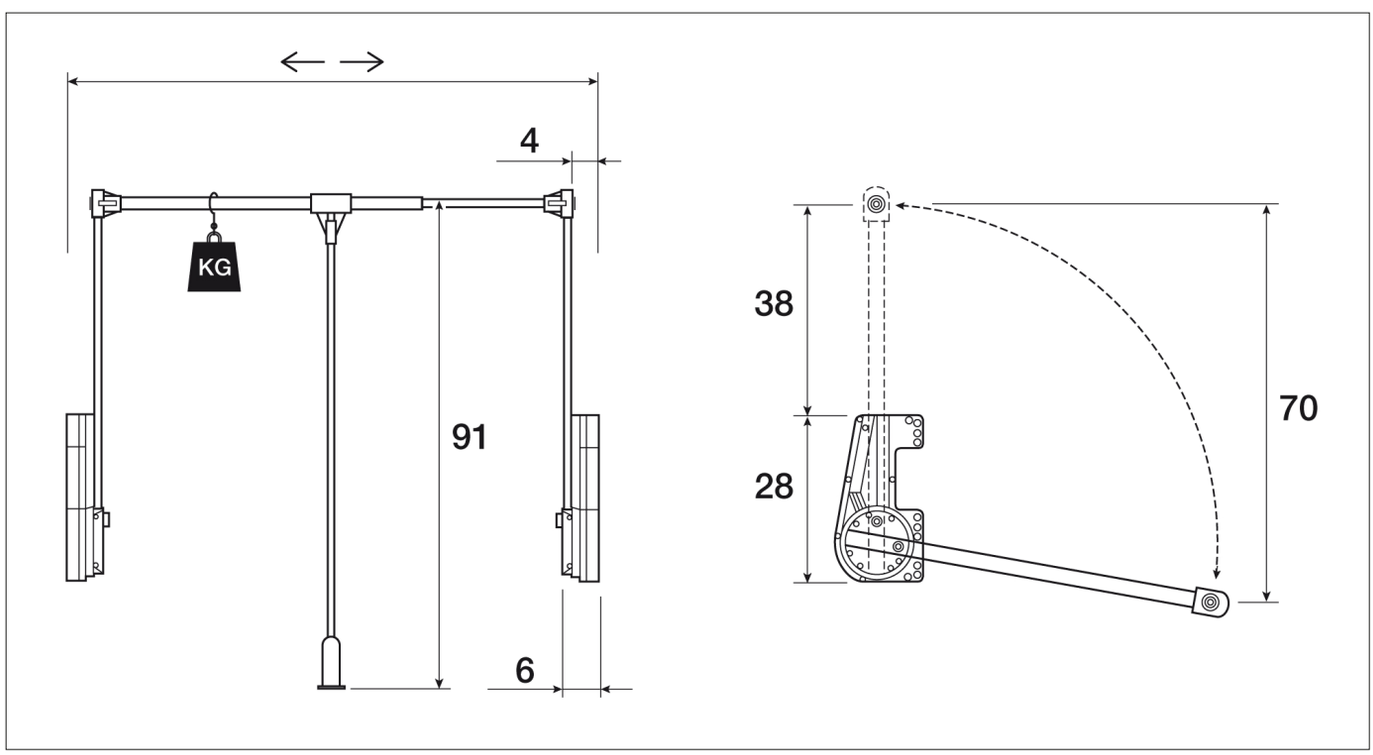

ART. - ITEM
13.800A

Wall lift
Wall lift

Barra appendiabiti mobile progettata appositamente per l'applicazione a muro. Ideale quindi per attrezzare moderne cabine armadio, ripostigli, negozi e altri ambienti. Facile e diretta applicazione a muro senza staffe. Portata 10Kg.
Mobile clothes hanging bar specially designed for wall mounting. Ideal for fitting out modern walk-in closets, storerooms, shops and other spaces. Easy assembly. No brackets required. Load Capacity: 10Kg.



DATI TECNICI/TECHNICAL DATA mm	
←→	75-115
KG	Kg10

COD.	DESCRIZIONE / DESCRIPTION		
13.800A000039	**WALL LIFT A MURO 800/A CM.75-115 PORTATA** / *WALL LIFT 800/A CM.75-115 KG.10 ALUMIN.*	1 PZ	6 PZ

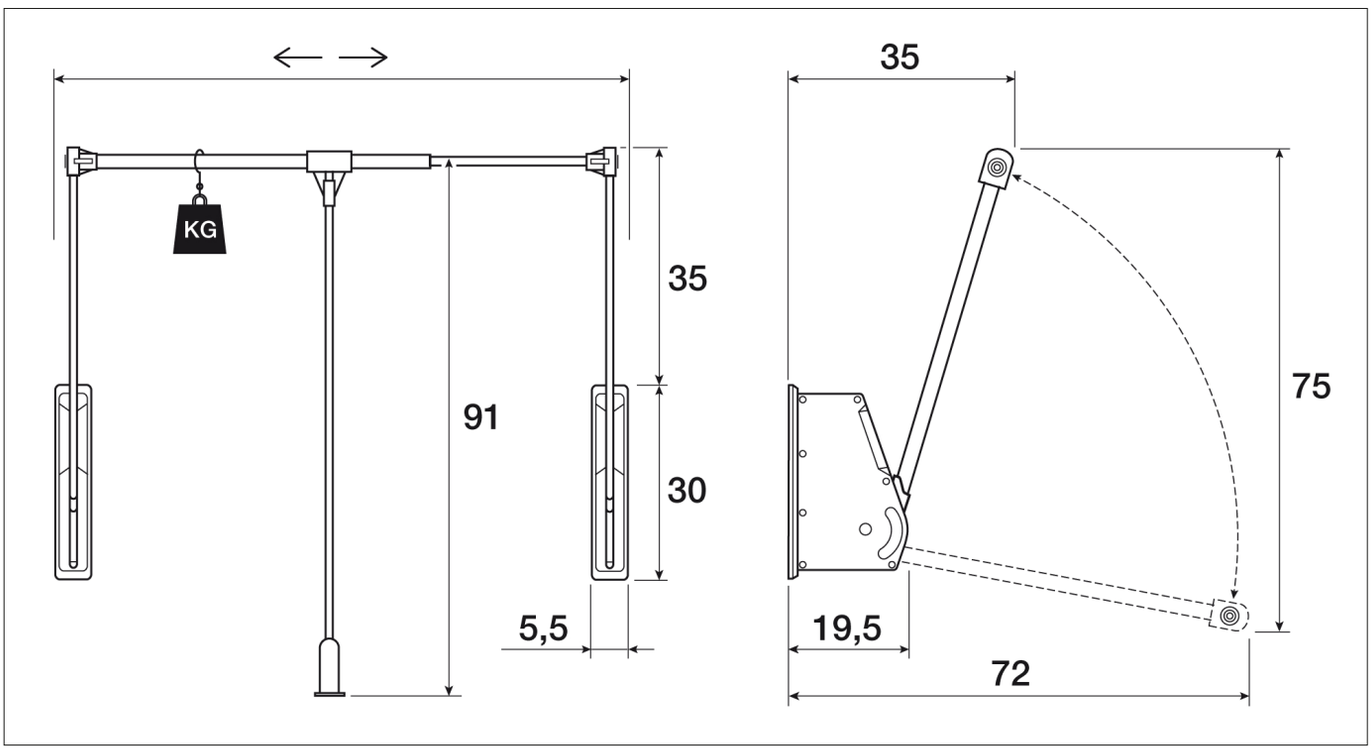

ART. - ITEM
13.1001

Portabito saliscendi oleodinamico
Hydraulic cloth hanger

Portabito saliscendi oleodinamico estensibile. Portata 10Kg.
Finiture disponibili: alluminio/nera, alluminio/alluminio.
Extensible hydraulic wardrobe lift. Load capacity 10Kg. Available finishing: aluminium/black, aluminium/aluminium.

DATI TECNICI/TECHNICAL DATA mm

↔	51-66	51-66	66-89	66-89	89-121	89-121
KG	Kg10	Kg10	Kg10	Kg10	Kg10	Kg10



COD.	DESCRIZIONE / DESCRIPTION		
13.10010045AA	**PORTABITI SALISCENDI OLEOD.CM.51/66 ALL.** / *WARDROBE LIFT CM.51/66 ALUMINIUM*	1 PZ	6 PZ
13.10010045AN	**PORTABITI SALISCENDI OLEOD.CM.51/66 AL-** / *WARDROBE LIFT CM.51/66 ALUMINIUM/BLACK*	1 PZ	6 PZ
13.10010060AA	**PORTABITI SALISCENDI OLEOD.CM.66/89 ALL.** / *WARDROBE LIFT CM.66/89 ALUMINIUM*	1 PZ	6 PZ
13.10010060AN	**PORTABITI SALISCENDI OLEOD.CM.66/89 AL-** / *WARDROBE LIFT CM.66/89 ALUMINIUM/BLACK*	1 PZ	6 PZ
13.10010083AA	**PORTABITI SALISCENDI OLEOD.CM.89/121 ALL** / *WARDROBE LIFT CM.89/121 ALUMINIUM*	1 PZ	6 PZ
13.10010083AN	**PORTABITI SALISCENDI OLEOD.CM.89/121 AL-** / *WARDROBE LIFT CM.89/121 ALUMINIUM/BLACK*	1 PZ	6 PZ

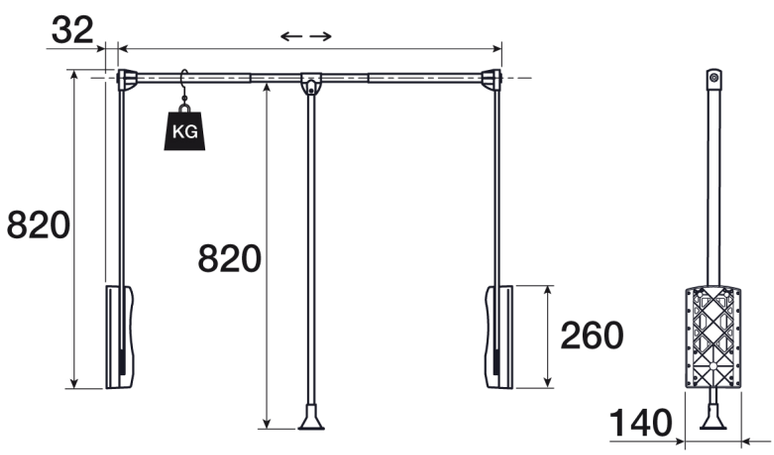

ART. - ITEM
13.1001B

Base per spessore
Cloth hanger base

Base per spessore per art.13.1001. Finitura: grigia.
Cloth spacer suitable for item 13.1001. Finishing: grey.



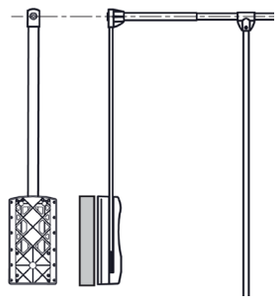

COD.	DESCRIZIONE / DESCRIPTION	
13.1001BE0039	**BASI SPESSORE ALLUMINIO** / *SILVER SPACER FOR WARDROBE LIFT*	1 PZ

ART. - ITEM
13.0111

Porta cravatte estraibile
Pull-out tie rack

Porta cravatte estraibile in metallo. Finitura: nichelata.
Metal pull-out tie rack. Finishing: nickel plated.

DATI TECNICI/TECHNICAL DATA mm

L	250	300	350	400	450	500



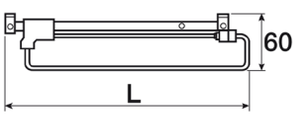

COD.	DESCRIZIONE / DESCRIPTION		
13.0111025008	**PORTACRAVATTE NICHELATO CM.25** / *NICKEL PLATED PULL OUT TIE RACK CM.25*	10 PZ	80 PZ
13.0111030008	**PORTACRAVATTE NICHELATO CM.30** / *NICKEL PLATED PULL OUT TIE RACK CM.30*	10 PZ	80 PZ
13.0111035008	**PORTACRAVATTE NICHELATO CM.35** / *NICKEL PLATED PULL OUT TIE RACK CM.35*	10 PZ	80 PZ
13.0111040008	**PORTACRAVATTE NICHELATO CM.40** / *NICKEL PLATED PULL OUT TIE RACK CM.40*	10 PZ	80 PZ
13.0111045008	**PORTACRAVATTE NICHELATO CM.45** / *NICKEL PLATED PULL OUT TIE RACK CM.45*	10 PZ	60 PZ
13.0111050008	**PORTACRAVATTE NICHELATO CM.50** / *NICKEL PLATED PULL OUT TIE RACK CM.50*	10 PZ	60 PZ

ART. - ITEM
13.0112

Appendiabiti estraibile
Pull-out clothes rack

Appendiabiti estraibile in metallo. Finiture disponibili: bianca, marrone.
Metal pull-out clothes rack. Available finishing: white, brown.

DATI TECNICI/TECHNICAL DATA mm		
L	295	365



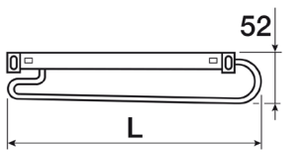

COD.	DESCRIZIONE / DESCRIPTION	
13.0112029540	**SCORREVOLE ART.1003/C BIANCO** / *WHITE PULL-OUT CLOTHES RACK MM.295*	1 PZ
13.0112029542	**SCORREVOLE ART.1003/C MARRONE** / *BROWN PULL-OUT CLOTHES RACK MM.295*	1 PZ
13.0112036540	**SCORREVOLE ART.1003/B BIANCO** / *WHITE PULL-OUT CLOTHES RACK MM.365*	1 PZ
13.0112036542	**SCORREVOLE ART.1003/B MARRONE** / *BROWN PULL-OUT CLOTHES RACK MM.365*	1 PZ

ART. - ITEM
13.0116

Porta cravatte
Tie rack

Porta cravatte fisso in alluminio. Finitura: anodizzata bronzo/marrone.
ALuminium fixed tie rack. Finishing: anodized bronze/brown.



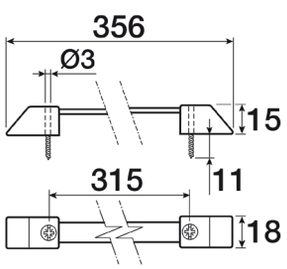

COD.	DESCRIZIONE / DESCRIPTION	
13.0116000000	**PORTACRAVATTE ART.242 ALLUMINIO MARR.** / *BROWN TIE RACK ART.242*	1 PZ

ART. - ITEM
13.141A

Appendi cravatte fisso
Fixed tie hanger

L'Appendicravatte è un profilo in alluminio anodizzato argento dotato di alette in nylon rinforzato con fibre di vetro, che va fissato dentro l'armadio, ad esempio sull'interno degli sportelli, oppure direttamente a muro. L'elasticità delle alette contrapposte consente infatti di sostenere fino a 27 pezzi fra cravatte, fazzoletti e foulard.
The tie hanger is a silver anodised aluminium profile with fibreglass reinforced nylon clips, which is mounted inside the wardrobe, for example on the inside of the doors or on a wall. The elasticity of the opposing clips creates space for up to 27 ties, handkerchiefs and neck scarves.



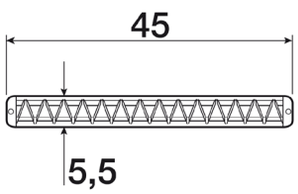

COD.	DESCRIZIONE / DESCRIPTION		
13.141A000039	**APPENDI CRAVATTE FISSO ART.141/A ALLUM** / *FIXED TIE HANGER ART.141/A ALUMINUM*	1 PZ	36 PZ

ART. - ITEM
13.142A

Appendi cravatte estraibile
Pull-out tie hanger

La versione estraibile dell'appendicravatte, come quella fissa, è un profilo in alluminio dotato di alette plastiche per sostenere fino a 18 accessori leggeri come foulard e cravatte, da fissare all'interno dell'armadio; ma in questo caso è in grado di scorrere all'esterno su guida a sfere in alluminio, così da avere i vari oggetti non solo sempre in ordine, ma anche a portata di mano. È corredato da una ciotola trasparente (svuota tasche) utile per riporre piccoli accessori.
The pull-out version of the tie hanger, like the fixed one, is an aluminium profile with plastic clips for holding up to 18 lightweight accessories such as neck scarves and ties, to be mounted inside the wardrobe;but in this case it slides outwards on an aluminium ball bearing slide, ensuring items are not only tidy but also easily accessible. It comes with a transparent catch-all tray for holding small accessories.



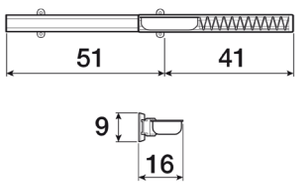

COD.	DESCRIZIONE / DESCRIPTION		
13.142A000039	**APPENDI CRAVATTE ESTR. ART.142/A ALLUM.** */ PULL-OUT TIE HANGER ART.142/A ALUMINUM*	1 PZ	18 PZ

ART. - ITEM
13.161A

Appendi cinture fisso
Fixed belt hanger

L'Appendi cinture fisso è costituito da un profilo in alluminio anodizzato argento. È dotato di una serie di 12 ganci rimovibili che consentono il facile posizionamento di altrettante cinture di vario tipo e dimensione.
The fixed belt hanger is made from a single aluminium profile. It comes with 12 detachable hooks to enable the same number of belts of various size and type to be easily stored.



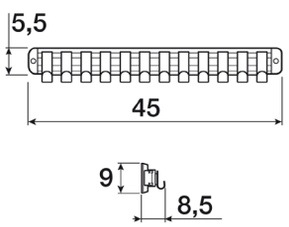

COD.	DESCRIZIONE / DESCRIPTION		
13.161A000039	**APPENDI CINTURE FISSO ART.161/A ALLUM.** */ FIXED BELT HANGER ART.161/A ALUMINUM*	1 PZ	36 PZ

ART. - ITEM
13.162A

Appendi cinture estraibile
Pull-out belt hanger

L'Appendi cinture estraibile è costituito da un profilo unico in alluminio scorrevole su guida a sfere. È dotato di una serie di 12 ganci rimovibili che consentono il facile posizionamento di altrettante cinture di vario tipo e dimensione.
The pull-out belt hanger is made from a single aluminium profile, which slides on a ball bearing slide.It comes with 12 detachable hooks to enable the same number of belts of various size and type to be easily stored.



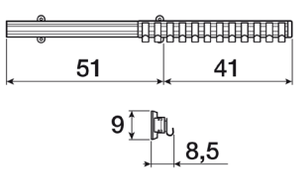

COD.	DESCRIZIONE / DESCRIPTION		
13.162A000039	**APPENDI CINTURE ESTR. ART.162/A ALLUM.** */ PULL-OUT BELT HANGER ART.162/A ALUMINUM*	1 PZ	18 PZ

ART. - ITEM
13.0117BB

Porta cravatte estraibile
Pull-out tie rack

Porta cravatte estraibile con guida a sfera. Finitura: grigia.
Pull-out tie rack with ball bearing runner. Finishinig: grey.



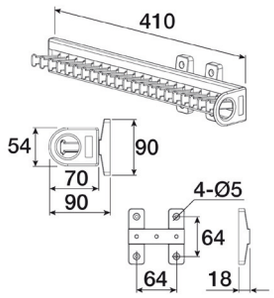

COD.	DESCRIZIONE / DESCRIPTION		
13.0117BB00AG	**PORTA CRAVATTE ESTR. ALL/GRIGIO C/GUIDA** / *PULL-OUT TIE RACK ALU/GREY WITH SLIDE*	1 PZ	32 PZ

ART. - ITEM
13.0AC1

Portapantaloni estraibile
Pull-out trousers rack

Portapantaloni estraibile con guida centrale a 11 posti. Finitura: grigia.
Pull-out trousers rack with central runner. 11 trousers. Finishing: grey



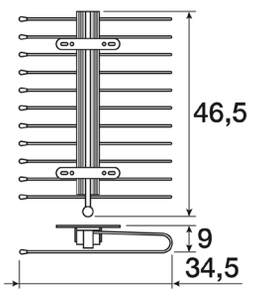

COD.	DESCRIZIONE / DESCRIPTION		
13.0AC1PA1210	**PORTAPANTALONI PER 11 PAIA ESTRAIBILE** / *PULL OUT TROUSERS RACK W/SLIDE*	1 PZ	5 PZ

ART. - ITEM
13.0ET0

Portapantaloni estraibile
Pull-out trousers rack

Portapantaloni estraibile a 10 posti. Finitura: grigia.
Pull-out trousers rack 10 trousers. Finishing: grey.



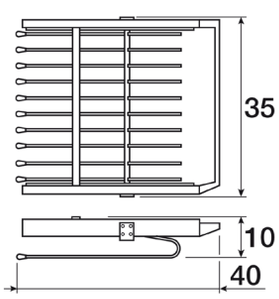

COD.	DESCRIZIONE / DESCRIPTION		
13.0ET0400000	**PORTAPANT.FRONT.10 POSTI ESTR.8AC202000** / *PULL OUT FRONTAL TROUSER RACK 10TROUSERS*	1 PZ	5 PZ

ART. - ITEM
13.411A

Sistema estraibile
Pull-out system

È la struttura portante del SISTEMA CASSETTI, combinando contenitori di varie dimensioni e supporti portapantaloni. Si presta a vari utilizzi, secondo le proprie necessita' e il proprio gusto. E' ad estrazione parziale su guide in alluminio scorrevoli su sfere.
The pull-out System houses the drawer system, combining containers of different sizes, trousers racks and suit racks. It can be uses in any way you like. Widht adjustable to adapt to the available space, it partially pulls out on aluminium ball bearing runners.



DATI TECNICI/TECHNICAL DATA mm

↔	75-115

COD.	DESCRIZIONE / DESCRIPTION		
13.411A000039	**TELAIO ESTRAIBILE CM.75-115 ALLUMINIO** / *ALUMINIUM PULL-OUT FRAME CM.75-115*	1 PZ	12 PZ
13.412T000044	**VASCHETTA 1 SPAZIO TRASPARENTE** / *TRANSPARENT BOX 1 SPACE*	1 PZ	5 PZ
13.413T000044	**VASCHETTA 2 SPAZI TRASPARENTE** / *TRANSPARENT BOX 2 SPACES*	1 PZ	6 PZ
13.414T000044	**VASCHETTA 3 SPAZI TRASPARENTE** / *TRANSPARENT BOX 3 SPACES*	1 PZ	15 PZ
13.415A000039	**SUPPORTO PANTALONI NYLON X ART.411/A** / *NYLON SUPPORT FOR TROUSERS FOR ART.411/A*	1 PZ	6 PZ

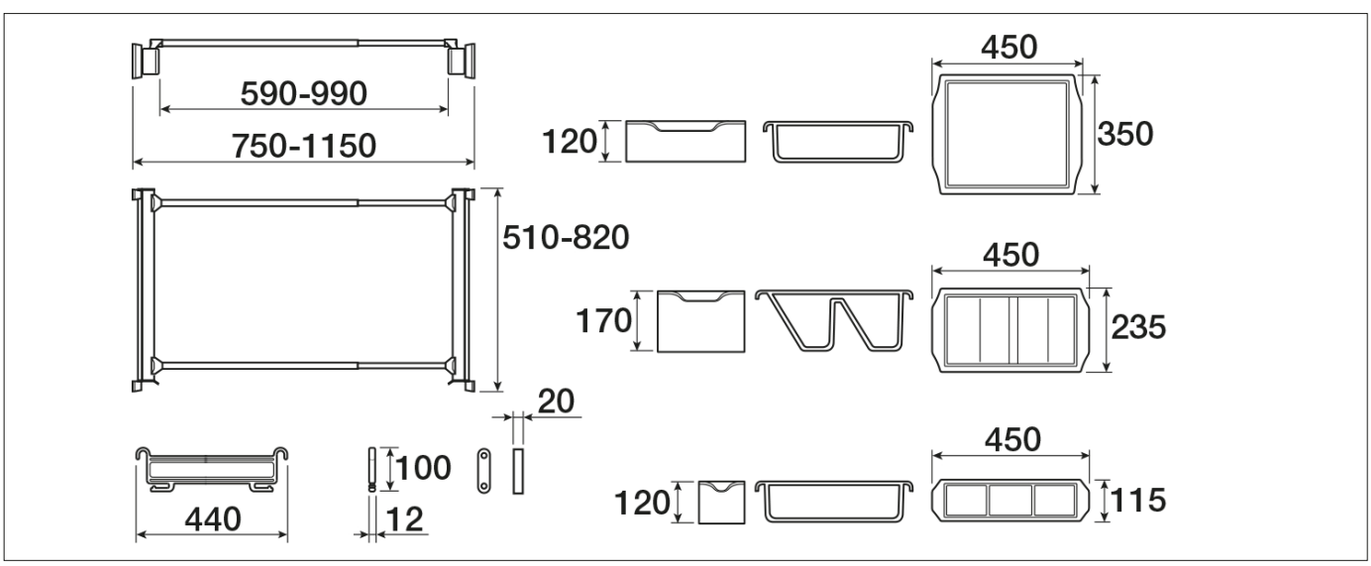

ART. - ITEM
13.1007BB

Portapantaloni estraibile e pieghevole
Folding pull-out trousers rack

Portapantaloni estraibile e pieghevole con guida a sfere. Finitura: grigia.
Folding pull-out trousers rack with ball bearing runner. Finishing: grey.



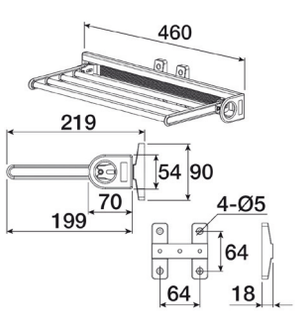

COD.	DESCRIZIONE / DESCRIPTION		
13.1007BB00AG	**PORTAPANT. ESTR/PIEGH. ALL/GRIGIO C/GUID** / *PULL-OUT FOLDING TROUSERS RACK W/SLIDE*	1 PZ	12 PZ

ART. - ITEM
13.1008BB

Porta cravatte/pantaloni estraibile
Pull-out tie/trousers rack

Porta cravatte/pantaloni estraibile e pieghevole con guida a sfera. Finitura: grigia.
Folding pull-out tie/trousers rack with ball bearing runner. Finishing: grey.



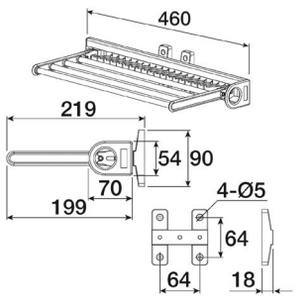

COD.	DESCRIZIONE / DESCRIPTION		
13.1008BB00AG	**PORTA CRAVATTE/PANT ESTR. E PIEGH.** / *PULL-OUT FOLDING TIE/TROUSERS RACK*	1 PZ	12 PZ

ART. - ITEM
13.132A

Telebastone regolabile
Adjustable Telebastone

Il Telebastone è un'asta telescopica che permette di raggiungere le grucce poste nelle parti superiori degli armadi.
The Telebastone is a telescopic rod for reaching hangers at the top of wardrobes.

DATI TECNICI/TECHNICAL DATA mm	
↔	88-159



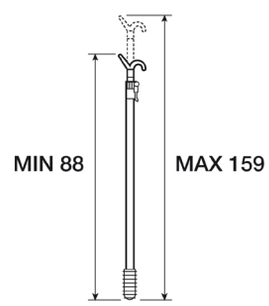

COD.	DESCRIZIONE / DESCRIPTION	
13.132A000039	**TELEBASTONE REGOL.88-159 ART.132/A ALLUM** / *ADJUSTABLE TELEBASTONE CM.88-159 ALUMIN.*	1 PZ

ART. - ITEM
13.0100

Prendiabito
Hang-up pipe

Prendiabito per armadio. Finiture disponibili: cromata, bianca, marron e, verniciato alluminio.
Hang-up wardrobe pipe. Available finishing: chrome plated, white, brown , painted aluminium.

DATI TECNICI/TECHNICAL DATA mm		
L	1100	1200



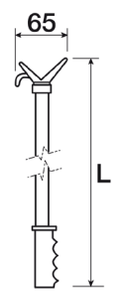

COD.	DESCRIZIONE / DESCRIPTION	
13.0100012010	**PRENDIABITO CM.120 CROMO** / *CHROME PLATED HANG-UP PIPE CM.120*	1 PZ
13.0100E10010	**PRENDIABITO CM.110 ART.005/02 CROMATO** / *CHROME PLATED HANG-UP PIPE CM.110*	1 PZ
13.0100E10039	**PRENDIABITO CM.110 ART.005/04 VERN. ALL.** / *ALUMINIUM HANG-UP PIPE CM.110*	1 PZ
13.0100E11040	**PRENDIABITO CM.110 ART.005/01 BIANCO** / *WHITE HANG-UP PIPE CM 110*	1 PZ
13.0100E11042	**PRENDIABITO CM.110 ART.005/01 MARRONE** / *BROWN HANG-UP PIPE CM.110*	1 PZ

ART. - ITEM
13.171A

Mini tubo temporaneo
Temporary mini-rod

Il Minitubo è un accessorio piccolo ma di grande comodità. È applicabile sia sui fianchi che sotto ai ripiani dell'armadio, permettendo l'appoggio temporaneo degli abiti in gruccia.
The Minitubo, a temporary mini-rod, a small and very handy accessory. Fastened either to the sides of the wardrobe or under shelves, it enables clothes to be hung temporarily.



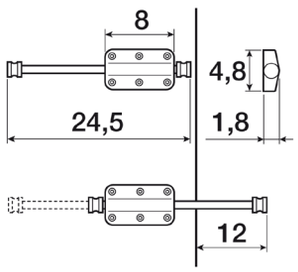

COD.	DESCRIZIONE / DESCRIPTION	
13.171A000039	**MINI TUBO TEMPORANEO ART.171/A ALLUMINIO** / *MINI-ROD ART.171/A ALUMINUM*	1 PZ

ART. - ITEM
13.181A

Svuota tasche fisso
Fixed catch-all tray

Costituito da un profilo in alluminio anodizzato color argento che supporta due diverse vaschette e un gancio utile per appendere una cintura o altro, lo svuotatasche può essere fissato nell'interno dell'armadio, all'interno degli sportelli o direttamente a muro. Le parti in plastica sono in nylon rinforzato con fibre di vetro di un raffinato colore grigio chiaro; le vaschette e il gancio in SAN trasparente.
Made from a silver anodised aluminium profile supporting two different trays and a hook for hanging a belt, the catch-all tray can be mounted inside the wardrobe, on the inside of the doors or directly on a wall. The plastic parts are in fibreglass reinforced nylon in a sophisticated pale grey colour; the trays and the hook are in transparent SAN.



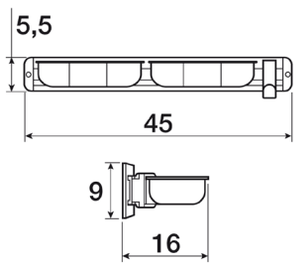

COD.	DESCRIZIONE / DESCRIPTION		
13.181A000039	**SVUOTA TASCHE FISSO ART.181/A ALLUMINI** / *FIXED CATCH-ALL TRAY ART.181/A ALUMINUM*	1 PZ	18 PZ

ART. - ITEM
13.182A

Svuota tasche estraibile
Pull-out catch-all tray

Costituito da un profilo in alluminio anodizzato color argento che supporta due diverse vaschette e un gancio utile per appendere una cintura o altro, lo Svuotatasche può essere fissato nell'interno dell'armadio ed estratto dall'armadio grazie a precise guide a sfere in alluminio. Le parti in plastica sono in nylon rinforzato con fibre di vetro di un raffinato colore grigio chiaro; le vaschette e il gancio in SAN trasparente.
Made from a silver anodised aluminium profile supporting two different trays and a hook for hanging a belt, the catch-all tray can be mounted inside the wardrobe and pulled out thanks the aluminium ball bearing slide. The plastic parts are in fibreglass reinforced nylon in a sophisticated pale grey colour; the trays and the hook are in transparent SAN.



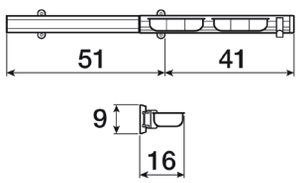

COD.	DESCRIZIONE / DESCRIPTION		
13.182A000039	**SVUOTA TASCHE ESTR. ART.182/A ALLUMINIO** / *PULL-OUT CATCH-ALL TRAY ART.182/A ALUM.*	1 PZ	18 PZ

ART. - ITEM
13.405A

Portagrucce frontale
Hanger rack

Portagrucce è un appendiabiti alla marinara, estraibile su guida in alluminio scorrevole su sfere, da applicare sotto ai ripiani dell'arm adio. Particolarmente adatto per gli spazi stretti e profondi. I ganci sono in nylon rinforzato con fibre di vetro di un raffinato colore grigio chiaro.
The hanger rack is a marinara style rack and is a pull out aluminum runner with ball bearings to be mounted under wardrobe shelves. Particularly suited to narrow and deep spaces. The clips are in nylon reinforcedwith fiberglass and are of a refined light grey colour.



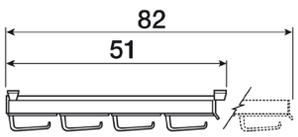

COD.	DESCRIZIONE / DESCRIPTION		
13.405A000039	**PORTAGRUCCE FRONTALE ART.405/A ALLUMINIO** / *HANGER RACK ART.405/A ALUMINUM*	1 PZ	6 PZ

ART. - ITEM
13.6607036

Gancio appendiabiti DIENER S
DIENER S coat hanger

Gancio appendiabiti in zama. Portada 10Kg
Zamak coat hanger. Load capacity 10Kg



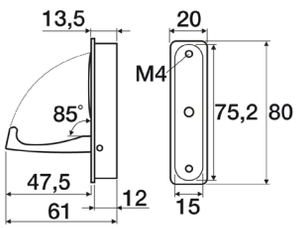

COD.	DESCRIZIONE / DESCRIPTION		
13.6607036010	**APPENDINO DIENER S 80X20X13,5 CROMO** / *CROMED DIENER S COAT HANGER 80X20X13,5*	1 PZ	30 PZ
13.6607042053	**APPENDINO DIENER S 80X20X13,5 CROMO SAT** / *SATIN CROMED DIENER S COAT HANGER*	1 PZ	30 PZ

ART. - ITEM
13.6607136

Gancio appendiabiti DIENER L
DIENER L coat hanger

Gancio appendiabiti in zama. Portata 10Kg
Zamak coat hanger. Load capacity 10Kg



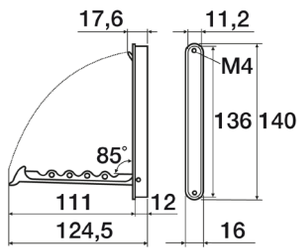

COD.	DESCRIZIONE / DESCRIPTION		
13.6607136010	**APPENDINO DIENER L 140X16X13,5 CROMO** / *CROMED DIENER L COAT HANGER 140X16X13,5*	1 PZ	25 PZ
13.6607142053	**APPENDINO DIENER L 140X16X13,5 CROMO SAT** / *SATIN CROMED DIENER L COAT HANGER*	1 PZ	25 PZ

ART. - ITEM
13.0030

Kit per cabina armadio
Kit for walk-in closet

Kit composto da 1 profilo 220cm tagliato a 45°, 1 attacco parete 50cm, 1 piedino regolabile e materiale di fissaggio. Finitura: anodizzata argento.
It consists of: 1 profile 45° cutted l.220cm, 1 wall fixing 50cm, 1 adjustable leg and fastening material. Finishing: anodized silver.

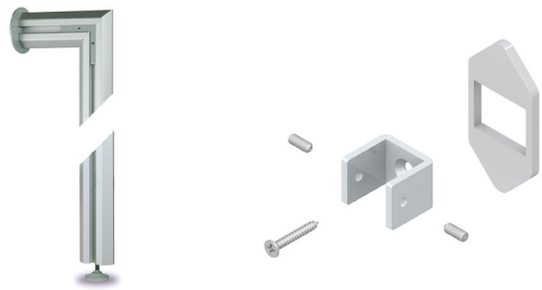

COD.	DESCRIZIONE / DESCRIPTION	
13.0030022000	**KIT DA 1 PROFILO CM.220 SPOT SISTEM** */ KIT 1 VERT.PROFILE SPOT SYSTEM MT.2,20*	1 PZ

ART. - ITEM
13.0032

Kit per cabina armadio
Kit for walk-in closet

Kit composto da 8 profili 270cm, piedini regolabili e materiale di fissaggio. Finitura: anodizzata argento.
It consists of: 8 profiles l.270cm, adjustable legs and fastening materials. Finishing: anodized silver.

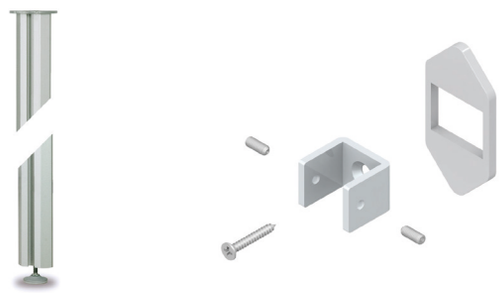

COD.	DESCRIZIONE / DESCRIPTION	
13.0032027000	**KIT DA 8 PROFILI CM.270 SPOT SISTEM** */ KIT 8 VERT.PROFILES SPOT SYSTEM MT.2,70*	1 PZ

ART. - ITEM
13.0034

Reggimensola regolabile
Adjustable shelf support

Kit composto da 2 reggimensola 26cm regolabili. Finitura: verniciata alluminio.
2 adjustable 26cm shelf supports. Finishing: painted aluminium.



COD.	DESCRIZIONE / DESCRIPTION	
13.0034000000	**KIT DA 2 REGGIMENSOLE REGOL.SPOT SISTEM** */ KIT 2 ADJUST.SHELF SUPPORTS SPOT SYSTEM*	1 PZ

ART. - ITEM
13.0036

Reggimensola fissa
Shelf support

Kit composto da 2 reggimensola 26cm fisse. Finitura: verniciata alluminio.
2 fixed 26cm shelf supports. Finishing: painted aluminium.



COD.	DESCRIZIONE / DESCRIPTION	
13.0036000000	**KIT DA 2 REGGIMENSOLE SPOT SISTEM** / *KIT 2 SHELF SUPPORTS SPOT SYSTEM*	1 PZ

ART. - ITEM
13.0038

Reggimensola a morsetto per vetro
Shelf clamp for glass

Kit composto da 2 reggimensola a morsetto per vetro.Finitura: verniciata alluminio.
2 shelf support for glass. Finishing: painted aluminium.



COD.	DESCRIZIONE / DESCRIPTION	
13.0038000039	**KIT DA 2 REGGIMEN.A MORSETTO SPOT SISTEM** / *KIT 2 GLASS SHELF SUPPORT*	1 PZ

ART. - ITEM
13.0040

Reggitubo laterale
Lateral pole support

Reggitubo laterale per profilo art.13.0030 e 13.0032. Finitura: verniciata alluminio.
Lateral pipe support for item 13.0030 and 13.0032. Finishing: painted aluminium.



COD.	DESCRIZIONE / DESCRIPTION	
13.0040000000	**REGGITUBO LAT.IN ALL.X SPOT SIS.SPOSP200** / *SPOT LATERAL SUPPORT FOR HANGING BAR*	2 PZ

ART. - ITEM
13.0042

Tubo ovale in alluminio
Aluminium oval pipe

Tubo ovale in alluminio millerighe in barre da 4 MT. Finitura: anodizzata argento.
Ribbed aluminium oval pipe bars 4MT long. Finishing: anodized silver.

DATI TECNICI/TECHNICAL DATA mm	
H	30
L	15



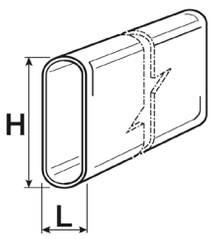

COD.	DESCRIZIONE / DESCRIPTION	
13.0042000000	**TUBO OVALE ALL.RIGATO ART.DR05001 MT.4** */ ALUMINIUM OVAL PIPE ART.DR05001 4 MT*	1 PZ

ART. - ITEM
13.0063

Tubo alluminio 10X30 con profilo PVC
Aluminum pipe 10x30 with PVC profile

Tubo alluminio 10X30 con profilo PVC
Aluminum pipe 10x30 with PVC profile



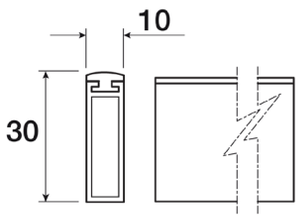

COD.	DESCRIZIONE / DESCRIPTION	
13.0063010023	**TUBO ALL.10X30 CM.100 METAL GREY + PROF.** / *ALUM.PIPE 10X30 CM.100 M-GREY W/PVC PROF*	3 PZ
13.0063010039	**TUBO ALL.10X30 CM.100 OSS.NAT.+ PROF.PVC** / *ALUMINUM PIPE 10X30 CM.100 W/PVC PROFILE*	3 PZ
13.0063014023	**TUBO ALL.10X30 CM.140 METAL GREY + PROF.** / *ALUM.PIPE 10X30 CM.140 M-GREY W/PVC PROF*	3 PZ
13.0063014039	**TUBO ALL.10X30 CM.140 OSS.NAT.+ PROF.PVC** / *ALUMINUM PIPE 10X30 CM.140 W/PVC PROFILE*	3 PZ

ART. - ITEM
13.0065

Reggitubo H.70 per tubo 10X30
Pipe support H.70 for pipe 10x30

Reggitubo H.70 per tubo 10X30
Pipe support H.70 for pipe 10x30



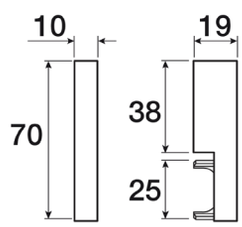

COD.	DESCRIZIONE / DESCRIPTION	
13.0065000023	**REGGITUBO H.70 X TUBO 10X30 METAL GREY** / *PIPE SUPPORT H.70 10X30 METAL GREY*	6 PZ
13.0065000039	**REGGITUBO H.70 X TUBO 10X30 VERN.RAL9006** / *PIPE SUPPORT H.70 10X30 RAL9006*	6 PZ

ART. - ITEM
13.0066

Reggitubo centrale H.73 per tubo 10X30
Central pipe support H.73 for pipe 10x30

Reggitubo centrale H.73 per tubo 10X30
Central pipe support H.73 for pipe 10x30



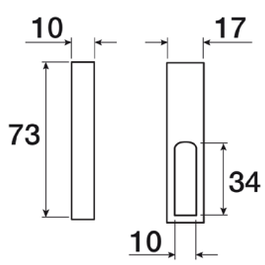

COD.	DESCRIZIONE / DESCRIPTION	
13.0066000023	**REGGITUBO CENTR.H.73 X TUBO 10X30 M.GREY** / *CENTRAL PIPE SUPPORT H.73 10X30 M.GREY*	3 PZ
13.0066000039	**REGGITUBO CENTRALE H.73 X TUBO 10X30** / *CENTRAL PIPE SUPPORT H.73 10X30 RAL9006*	3 PZ

ART. - ITEM
13.0067

Reggitubo destro/sinistro per tubo 10X30
Right/left pipe support for pipe 10x30

Reggitubo destro/sinistro per tubo 10X30
Right/left pipe support for pipe 10x30



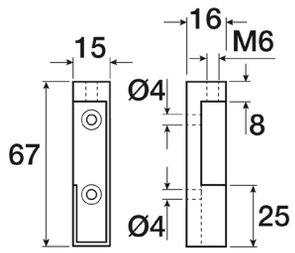

COD.	DESCRIZIONE / DESCRIPTION	
13.0067D00023	**REGGITUBO Q67 DX PER TUBO 10X30 M.GREY** / *RIGHT PIPE SUPPORT Q67 10X30 M.GREY*	3 PZ
13.0067D00039	**REGGITUBO Q67 DX PER TUBO 10X30 VERNICIA** / *RIGHT PIPE SUPPORT Q67 10X30 RAL9006*	3 PZ
13.0067S00023	**REGGITUBO Q67 SX PER TUBO 10X30 M.GREY** / *LEFT PIPE SUPPORT Q67 10X30 METAL GREY*	3 PZ
13.0067S00039	**REGGITUBO Q67 SX PER TUBO 10X30 VERNICIA** / *LEFT PIPE SUPPORT Q67 10X30 RAL9006*	3 PZ

ART. - ITEM
13.0050

Tubo tondo
Round pipe

Tubo tondo in varie lunghezze. A richiesta fornibile tagliato a misura con minimo 50 pezzi. Finiture disponibili: ottonata, cromata.
Round pipe in various lengths. On demand can be supplied size-cutted with 50 pieces minimum order quantity. Available finishinig: brassed, chrome-plated.

DATI TECNICI/TECHNICAL DATA mm			
Ø	18	25	30



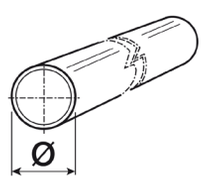

COD.	DESCRIZIONE / DESCRIPTION	
13.0050030V10	**TUBO Ø 30 MM.CROMATO ASTA 2/3 MT.** / *CHROME-PLATED PIPE Ø30 L.3 MT*	1 PZ
13.0050A09002	**TUBO ROTONDO Ø18 L.90CM OTTONATO** / *BRASSED PIPE Ø18 L.90*	1 PZ
13.0050A15002	**TUBO ROTONDO Ø18 L.150CM OTTONATO** / *BRASSED PIPE Ø18 L.150*	1 PZ
13.0050A30002	**TUBO ROTONDO Ø18 L.300CM OTTONATO** / *BRASSED PIPE Ø18 L.300*	1 PZ
13.0050A30010	**TUBO ROTONDO Ø18 L.300CM CROMATO** / *CHROMED PIPE Ø18 L.300*	1 PZ
13.0050B20010	**TUBO ROTONDO Ø25 L.200CM CROMO LUC.** / *CHROMED PIPE Ø25 L.200*	1 PZ
13.0050B30002	**TUBO ROTONDO Ø25 L.300CM OTTONATO SP.0,7** / *BRASSED PIPE Ø25 L.300*	1 PZ
13.0050B30010	**TUBO ROTONDO Ø25 L.300CM CROMATO** / *CHROMED PIPE Ø25 L.300*	1 PZ
13.0050C30002	**TUBO ROTONDO Ø30 L.300CM OTTONATO** / *BRASSED PIPE Ø30 L.300*	1 PZ

ART. - ITEM
13.0054

Tubo tondo plastificato
Round plastic pipe

Tubo tondo plastificato. Finiture disponibili: bianca, marrone.
Round plastic pipe. Available finishing: white, brown.

DATI TECNICI/TECHNICAL DATA mm	
Ø	18



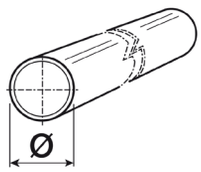

COD.	DESCRIZIONE / DESCRIPTION	
13.0054001840	**TUBO Ø18 PLASTICATO BIANCO MT.3** / *WHITE PLASTIC PIPE Ø18 MT.3*	1 PZ
13.0054001842	**TUBO Ø18 PLASTICATO MARRONE MT.3** / *BROWN PLASTIC PIPE Ø18 MT.3*	1 PZ

ART. - ITEM
13.0052

Tubo ovale
Oval pipe

Tubo ovale in varie lunghezze. A richiesta fornibile tagliato a misura con minimo 50 pezzi. Finiture disponibili: ottonata, cromata.
Oval pipe with various lengths. On demand can be supplied size-cutted with 50 pieces minimum order quantity. Available finishinig: brassed, chrome-plated.



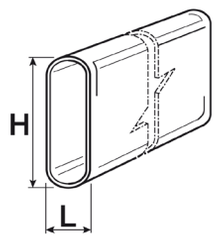

DATI TECNICI/TECHNICAL DATA mm		
H	22	30
L	15	15

COD.	DESCRIZIONE / DESCRIPTION	
13.0052022V10	**TUBO OVALE Ø15X22 ASTA 2/3 MT.CROMO** / *OVAL CHROMED PIPE Ø15X22 2/3 MT.*	1 PZ
13.0052030V10	**TUBO OVALE Ø15X30 ASTA 3 MT.CROMO** / *CHROMED OVAL PIPE Ø15X30 3 MT.*	1 PZ
13.00521522V2	**TUBO OVALE Ø15X22 IN ASTA 2/3 MT OTT** / *BRASSED OVAL PIPE Ø15X22 2/3 MT.*	1 PZ
13.00521530V2	**TUBO OVALE Ø15X30 IN ASTA 2/3 MT OTT** / *BRASED OVAL PIPE Ø15X30 2/3 MT.*	1 PZ
13.0052A09002	**TUBO OVALE Ø15X22 L.90CM OTTONATO** / *OVAL BRASSED PIPE Ø15X22 L.90*	1 PZ
13.0052A09010	**TUBO OVALE Ø15X22 L.90CM CROMATO** / *OVAL CHROME PLATED PIPE Ø15X22 L.90*	1 PZ
13.0052A10002	**TUBO OVALE Ø15X22 L.100CM OTTONATO** / *OVAL BRASSED PIPE Ø15X22 L.100*	1 PZ
13.0052A10010	**TUBO OVALE Ø15X22 L.100CM CROMATO** / *OVAL CHROME PLATED PIPE Ø15X22 L.100*	1 PZ
13.0052A11002	**TUBO OVALE Ø15X22 L.110CM OTTONATO** / *OVAL BRASSED PIPE Ø15X22 L.110*	1 PZ
13.0052A11010	**TUBO OVALE Ø15X22 L.110CM CROMATO** / *OVAL CHROME PLATED PIPE Ø15X22 L.110*	1 PZ
13.0052A12002	**TUBO OVALE Ø15X22 L.120CM OTTONATO** / *OVAL BRASSED PIPE Ø15X22 L.120*	1 PZ
13.0052A12010	**TUBO OVALE Ø15X22 L.120CM CROMATO** / *OVAL CHROME PLATED PIPE Ø15X22 L.120*	1 PZ
13.0052A13002	**TUBO OVALE Ø15X22 L.130CM OTTONATO** / *OVAL BRASSED PIPE Ø15X22 L.130*	1 PZ
13.0052A14002	**TUBO OVALE Ø15X22 L.140CM OTTONATO** / *OVAL BRASSED PIPE Ø15X22 L.140*	1 PZ
13.0052A15002	**TUBO OVALE Ø15X22 L.150CM OTTONATO** / *OVAL BRASSED PIPE Ø15X22 L.150*	1 PZ
13.0052B09002	**TUBO OVALE Ø15X30 L.90CM OTTONATO** / *OVAL BRASSED PIPE Ø15X30 L.90*	1 PZ
13.0052B10002	**TUBO OVALE Ø15X30 L.100CM OTTONATO** / *OVAL BRASSED PIPE Ø15X30 L.100*	1 PZ
13.0052B10010	**TUBO OVALE Ø15X30 L.100CM CROMATO** / *OVAL CHROME-PLATED PIPE Ø15X30 L.100*	1 PZ
13.0052B11002	**TUBO OVALE Ø15X30 L.110CM OTTONATO** / *OVAL BRASSED PIPE Ø15X30 L.110*	1 PZ
13.0052B12010	**TUBO OVALE Ø15X30 L.120CM CROMATO** / *OVAL CHROME-PLATED PIPE Ø15X30 L.120*	1 PZ
13.0052B13002	**TUBO OVALE Ø15X30 L.130CM OTTONATO** / *OVAL BRASSED PIPE Ø15X30 L.130*	1 PZ
13.0052B13010	**TUBO OVALE Ø15X30 L.130CM CROMATO** / *OVAL CHROME-PLATED PIPE Ø15X30 L.130*	1 PZ
13.0052B15010	**TUBO OVALE Ø15X30 L.150CM CROMATO** / *OVAL CHROME-PLATED PIPE Ø15X30 L.150*	1 PZ
13.0052B20010	**TUBO OVALE Ø15X30 L.200CM CROMATO** / *OVAL CHROME-PLATED PIPE Ø15X30 L.200*	1 PZ

ART. - ITEM
13.0070

Reggitubo per tubo ovale
Support for oval pipe

Reggitubo in zama per tubo ovale con filetto M6 per il fissaggio dall'alto. Finitura: cromata.
Support for oval pipe with M6 thread for fixing from top. Finishing: chrome plated.



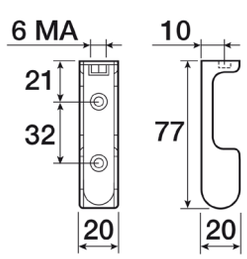

COD.	DESCRIZIONE / DESCRIPTION		
13.0070000010	**REGGITUBO OVALE ART.152 CROMATO** / *OVAL CHROME PL. SUPPORT ART.152 FOR PIPE*	24 PZ	200 PZ

ART. - ITEM
13.0072

Reggitubo destro/sinistro per tubo ovale
Right/left pipe support for oval pipe

Reggitubo destro/sinistro in zama per tubo ovale con filetto M6 per il fissaggio dall'alto. Finitura: cromata.
Right/left Support for oval pipe with M6 thread for fixing from top. Finishing: chrome plated.



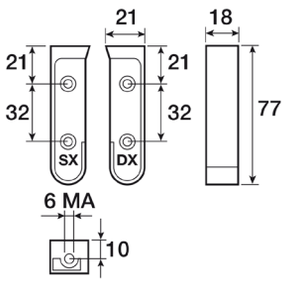

COD.	DESCRIZIONE / DESCRIPTION		
13.0072000010	**REGGITUBO OVALE ART.140 DX + SX CROMATO** / *R. + L. OVAL CHROME PL. SUPPORT ART.140*	25 CP	75 CP

ART. - ITEM
13.0075

Reggitubo centrale per tubo ovale
Central pipe support for oval pipe

Reggitubo centrale in zama per tubo ovale con filetto M6 per il fissaggio dall'alto. Finitura: cromata
Central support for oval pipe with M6 thread for fixing from top. Finishing: chrome plated.



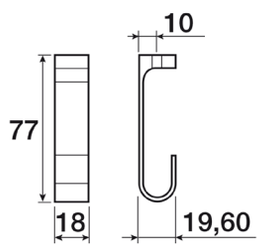

COD.	DESCRIZIONE / DESCRIPTION		
13.0075000010	**REGGITUBO CENTRALE OVALE ART.138 CROMATO** / *CENTRAL OVAL CHROME PL. SUPPORT ART.138*	24 PZ	200 PZ

ART. - ITEM
13.0080

Reggitubo per tubo ovale
Support for oval pipe

Reggitubo in zama per tubo ovale con filetto M6 per il fissaggio dall'alto. Finiture disponibili: ottonata, nichelata.
Support for oval pipe with M6 thread for fixing from top. Available finishing: brassed, nickel plated.



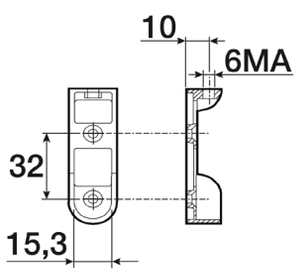

COD.	DESCRIZIONE / DESCRIPTION		
13.0080000002	**REGGITUBO OVALE OTTONATO** / *OVAL BRASSED SUPPORT FOR PIPE*	24 PZ	500 PZ
13.0080000008	**REGGITUBO OVALE NICHELATO** / *OVAL NICKEL PLATED SUPPORT FOR PIPE*	24 PZ	500 PZ
13.0080E00010	**REGGITUBO OVALE CROMATO ECO.** / *OVAL CHROME SUPPORT FOR PIPE*	24 PZ	1000 PZ
13.0080V00002	**REGGITUBO OVALE OTTONATO ART.RT8102** / *OVAL BRASSED SUPPORT FOR PIPE RT8102*	24 PZ	400 PZ
13.0080V00008	**REGGITUBO OVALE NICHELATO ART.RT8102** / *OVAL NICKEL PLAT.SUPPORT FOR PIPE RT8102*	24 PZ	400 PZ

ART. - ITEM
13.0082

Reggitubo piccolo per tubo ovale
Little support for oval pipe

Reggitubo piccolo in zama per tubo ovale. Finiture disponibili: ottonata, nichelata.
Little zamak support for oval pipe. Available finishing: brassed, nickel plated.



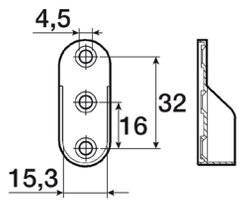

COD.	DESCRIZIONE / DESCRIPTION		
13.0082000002	**REGGITUBO OTTONATO OVALE PICCOLO** / *LITTLE OVAL BRASSED SUPPORT FOR PIPE*	24 PZ	1250 PZ
13.0082000008	**REGGITUBO NICHELATO OVALE PICCOLO** / *LITTLE OVAL NICKEL PLAT.SUPPORT FOR PIPE*	24 PZ	1250 PZ

ART. - ITEM
13.0083

Reggitubo piccolo con spina per tubo ovale
Little support for oval pipe with dowel

Reggitubo piccolo in zama con spina diametro 8mm per tubo ovale. Finitura: nichelata.
Little support for oval pipe with 8mm diameter dowel. Finishing: nickel plated.



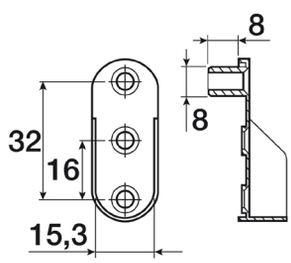

COD.	DESCRIZIONE / DESCRIPTION		
13.0083000008	**REGGITUBO T.PICCOLO C/SPINA DA 8 NICHEL** / *LITTLE OVAL NICKEL PL.SUPPORT FOR PIPE*	24 PZ	1000 PZ

ART. - ITEM
13.0085

Reggitubo stampato per tubo
Molded pipe support

Reggitubo in ferro stampato per tubo diametro 18mm. Finitura: tropicalizzata.
Iron forged pipe support for 18mm diameter pipe. Finishing: tropicalized.



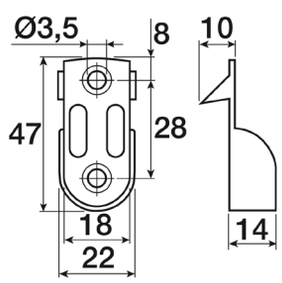

COD.	DESCRIZIONE / DESCRIPTION		
13.0085000006	**REGGITUBO ART.142 LATERALE A POLTRONCINA** / *YELLOW ZINC PL.FORGED ROUND PIPE SUPPORT*	24 PZ	100 PZ

ART. - ITEM
13.0087A

Reggitubo aperto per tubo ovale
Open pipe support

Reggitubo in zama aperto regolabile per tubo ovale. Fissaggio in alto con viti trucciolari TSP. Misura 22x15 H min.80 max110.Misura 30x15 H min.88 max120. Finiture disponibili: ottonata, cromata.
Open zamak adjustable pipe support for oval pipe. Top fixing with chipboard flat countersunk head screws.22x15 min.height 80, maximum 110.30x15 min.height 88, maximum 120. Available finishing: brassed, chrome plated.



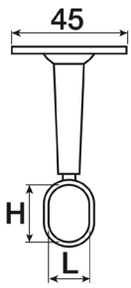

DATI TECNICI/TECHNICAL DATA mm		
H	22	30
L	15	15

COD.	DESCRIZIONE / DESCRIPTION	
13.0087A02202	**REGGITUBO ART.25 REG.APERTO Ø22 ORO** / *BRASSED OPEN ADJUST.OVAL SUPPORT Ø22*	24 PZ
13.0087A02210	**REGGITUBO ART.25 REG.APERTO 22X15 CROM.** / *CHROMED OPEN ADJUST.OVAL SUPPORT Ø22*	24 PZ
13.0087A03002	**REGGITUBO ART.25 REG.APERTO DA 30 ORO** / *BRASSED OPEN ADJUST.OVAL SUPPORT Ø30*	24 PZ
13.0087A03010	**REGGITUBO ART.25 REG.APERTO DA 30 CROMO** / *CHROMED OPEN ADJUST.OVAL SUPPORT Ø30*	24 PZ

ART. - ITEM
13.0087C

Reggitubo chiuso regolabile per tubo ovale
Close pipe support

Reggitubo in zama chiuso regolabile per tubo ovale. Fissaggio in alto con viti trucciolare TSP. Misura 22x15 H min.80 max 110. Misura 30x15 H min.88 max 120. Finiture disponibili: ottonata, cromata.
Closed zamak adjustable pipe support for oval pipe. Top fixing with chipboard flat countersunk head screws.22x15 min.height 80, maximum 110.30x15 min.height 88,maximum 120. Available finishing: brassed, chrome plated.



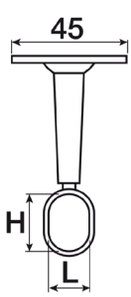

DATI TECNICI/TECHNICAL DATA mm		
H	22	30
L	15	15

COD.	DESCRIZIONE / DESCRIPTION	
13.0087C02202	**REGGITUBO ART.26 REG.CHIUSO Ø22 ORO** / *BRASSED CLOSED ADJUST.OVAL SUPPORT Ø22*	24 PZ
13.0087C02210	**REGGITUBO ART.26 REG.CHIUSO 22X15 CROMAT** / *CHROMED CLOSED ADJUST.OVAL SUPPORT Ø22*	24 PZ
13.0087C03002	**REGGITUBO ART.26 REG.CHIUSO Ø30 ORO** / *BRASSED CLOSED ADJUST.OVAL SUPPORT Ø30*	24 PZ
13.0087C03010	**REGGITUBO ART.26 REG.CHIUSO Ø30 CROM** / *CHROMED CLOSED ADJUST.OVAL SUPPORT Ø30*	24 PZ

ART. - ITEM
13.0086A

Reggitubo aperto per tubo ovale
Open oval pipe support

Reggitubo in zama aperto per tubo ovale. Fissaggio in alto con vite M6. Finitura: cromata.
Open oval pole support. Top fixing with M6 screw. Finishing: chrome plated.

DATI TECNICI/TECHNICAL DATA mm

H	30
L	15



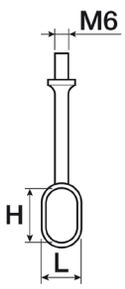

COD.	DESCRIZIONE / DESCRIPTION	
13.0086A31510	**REGGITUBO ART.530/A 30X15 CROMO FIL.M6** / *CHROMED OPEN OVAL PIPE SUPPORT 30X15*	24 PZ

ART. - ITEM
13.0086C

Reggitubo chiuso per tubo ovale
Closed oval pipe support

Reggitubo in zama chiuso per tubo ovale. Fissaggio in alto con vite M6. Finiture disponibili: ottonata, cromata.
Closed oval pipe support. Top fixing with M6 screw. Available finishing: brassed, chrome plated.

DATI TECNICI/TECHNICAL DATA mm

H	22	30
L	15	15



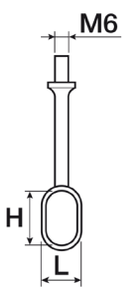

COD.	DESCRIZIONE / DESCRIPTION	
13.0086C02210	**REGGITUBO ART.530 CHIUSO 22X15 CROMO M6** / *CHROMED CLOSED OVAL PIPE SUPPORT 22X15*	24 PZ
13.0086C31502	**REGGITUBO ART.530 CHIUSO 30X15 ORO M6** / *BRASSED CLOSED OVAL PIPE SUPPORT 22X15*	24 PZ
13.0086C31510	**REGGITUBO ART.530 CHIUSO 30X15 CROMO M6** / *CHROMED CLOSED OVAL PIPE SUPPORT 22X15*	24 PZ

ART. - ITEM
13.0088F

Reggitubo fisso per tubo tondo
Fixed support for round pipe

Reggitubo fisso in zama per tubo tondo. Fissaggio laterale con viti trucciolare TSP. Finiture disponibili: ottonata, cromata.
Fixed support for round pipe. Lateral fixing with chipboard flat coutersunk head screws. Available finishing: brassed, chrome plated.

DATI TECNICI/TECHNICAL DATA mm

Ø	18	25
H	17	17
Ø1	42	44



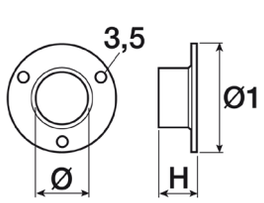

COD.	DESCRIZIONE / DESCRIPTION		
13.0088F01802	**GHIERA FISSA X TUBO Ø18 ORO** / *BRASSED FIXED RING FOR PIPE Ø18*	24 PZ	100 PZ
13.0088F01810	**GHIERA FISSA X TUBO Ø18 CROMATO** / *CHROMED FIXED RING FOR PIPE Ø18*	24 PZ	100 PZ
13.0088F02502	**GHIERA FISSA X TUBO Ø25 ORO** / *BRASSED FIXED RING FOR PIPE Ø25*	24 PZ	100 PZ
13.0088F02510	**GHIERA FISSA X TUBO Ø25 CROMATA** / *CHROMED FIXED RING FOR PIPE Ø25*	24 PZ	100 PZ

ART. - ITEM
13.0088S

Reggitubo svitabile per tubo tondo
Unscrewed support for round pipe

Reggitubo svitabile in zama per tubo tondo. Fissaggio laterale con viti truciolare TSP. Finiture disponibili: ottonata, cromata.
Unscrewed zamak support for round pipe. Lateral fixing with chipboard flat coutersunk head screws. Available finishing: brassed, chrome plated.



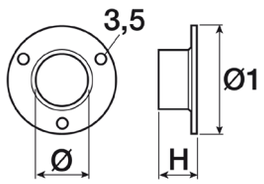

DATI TECNICI/TECHNICAL DATA mm

Ø	18	25
H	17	17
Ø1	42	44

COD.	DESCRIZIONE / DESCRIPTION		
13.0088S01802	**GHIERA SVIT. X TUBO Ø18 ORO** / *BRASSED UNSCREWED RING FOR PIPE Ø18*	24 PZ	100 PZ
13.0088S01810	**GHIERA SVIT. X TUBO Ø18 CROMATA** / *CHROMED UNSCREWED RING FOR PIPE Ø18*	24 PZ	100 PZ
13.0088S02510	**GHIERA SVIT. X TUBO Ø25 CROMATA** / *CHROMED UNSCREWED RING FOR PIPE Ø25*	24 PZ	100 PZ
13.0088S03010	**GHIERA SVIT. X TUBO Ø30 CROMATO** / *CHROMED UNSCREWED RING FOR PIPE Ø30*	24 PZ	100 PZ

ART. - ITEM
13.0091

Reggitubo per tubo tondo
Support for round pipe

Reggitubo in plastica per tubo tondo Ø 18mm. Finiture disponibili: bianca, marrone.
Plastic support for round pipe 18mm diameter. Available finishing: white, brown.



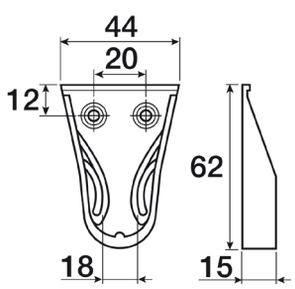

COD.	DESCRIZIONE / DESCRIPTION		
13.0091000040	**REGGITUBO ART.200 Ø18 BIANCO** / *WHITE SUPPORT FOR PIPE ART.200 Ø18*	24 PZ	250 PZ
13.0091000042	**REGGITUBO ART.200 Ø18 MARRONE** / *BROWN SUPPORT FOR PIPE ART.200 Ø18*	24 PZ	250 PZ

ART. - ITEM
13.0094

Reggitubo per tubo tondo
Support for round pipe

Reggitubo in plastica per tubo tondo diametro 18mm. Finiture disponibili: bianca, marrone.
Plastic support for round pipe 18mm diameter. Available finishing: white, brown.



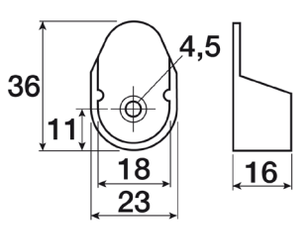

COD.	DESCRIZIONE / DESCRIPTION		
07.0094000042	**REGGITUBO ART.86 Ø18 MARRONE** / *BROWN SUPPORT FOR PIPE ART.199 Ø18*	24 PZ	600 PZ
13.0094000040	**REGGITUBO ART.86 Ø18 BIANCO** / *WHITE SUPPORT FOR PIPE ART.199 Ø18*	24 PZ	600 PZ

ART. - ITEM
13.0095

Reggitubo con spina per tubo tondo
Support for round pipe with dowel

Reggitubo in plastica con spina diametro 8mm per tubo tondo diametro 18mm. Finitura: marrone.
Support for 18mm diameter round pole with 8mm diameter dowel. Finisinig: brown.



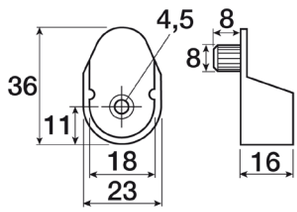

COD.	DESCRIZIONE / DESCRIPTION		
13.0095000842	**REGGITUBO ART.198 Ø18 MARRONE** / *BROWN PIPE SUPPORT ART.198 Ø18 W/DOWEL*	24 PZ	500 PZ

ART. - ITEM
13.1470

Reggitubo per tubo tondo
Round pipe support

Reggitubo in zama per tubo tondo diametro 18mm. Finitura: ottonata.
Zamak round pipe support 18mm diameter. Finishing: brassed.



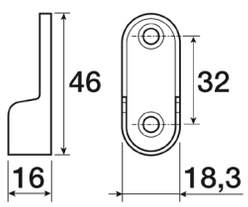

COD.	DESCRIZIONE / DESCRIPTION	
13.1470000002	**REGGITUBO PER TUBO Ø18 OTTONATO** / *BRASSED PIPE SUPPORT Ø18*	24 PZ

ART. - ITEM
13.0098A

Reggitubo aperto per tubo tondo
Open pipe support

Reggitubo in zama aperto regolabile per tubo tondo. Fissaggio in alto con viti truciolare TSP. Diametro 18: H min.76 max 110. Diametro 25: H min.83 max 117. Finiture disponibili: ottonata, cromata.
Open zamak adjustable round pipe support. Top fixing with chipboard flat countersunk head screws.18mm diameter: min.height 76, maximum 110. 25mm diameter: min.height 83, maximum 117. Available finishing: brassed, chrome plated.



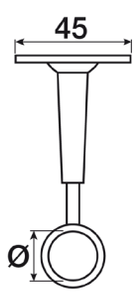

DATI TECNICI/TECHNICAL DATA mm

Ø	18	25

COD.	DESCRIZIONE / DESCRIPTION	
13.0098A01802	**REGGITUBO ART.15 REG.APERTO Ø18 OTT.** / *BRASSED OPEN ADJ.ROUND PIPE SUPPORT Ø18*	24 PZ
13.0098A01810	**REGGITUBO ART.15 REG.APERTO Ø18 CRO.** / *CHROMED OPEN ADJ.ROUND PIPE SUPPORT Ø18*	24 PZ
13.0098A02502	**REGGITUBO ART.15 REG.APERTO Ø25 OTT.** / *BRASSED OPEN ADJ.ROUND PIPE SUPPORT Ø25*	24 PZ
13.0098A02510	**REGGITUBO ART.15 REG.APERTO Ø25 CRO.** / *CHROMED OPEN ADJ.ROUND PIPE SUPPORT Ø25*	24 PZ

ART. - ITEM
13.0098C

Reggitubo chiuso regolabile per tubo tondo
Close pipe support

Reggitubo in zama chiuso regolabile per tubo tondo. Fissaggio in alto con viti truciolare TSP. Diametro 18: H min.76 max 110. Diametro 25: H min.83 max 117. Finiture disponibili: ottonata, cromata.

Closed zamak adjustable round pipe support. Top fixing with chipboard flat countersunk head screws.18mm diameter: min.height 76, maximum 110. 25mm diameter: min. height 83, maximum 117. Available finishing: brassed, chrome plated.



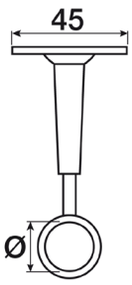

DATI TECNICI/TECHNICAL DATA mm		
Ø	18	25

COD.	DESCRIZIONE / DESCRIPTION	
13.0098C01802	**REGGITUBO ART.16 REG.CHIUSO Ø18 ORO** */ BRASSED CLOSED ADJ.ROUND PIPE SUPP.Ø18*	24 PZ
13.0098C01810	**REGGITUBO ART.16 REG.CHIUSO Ø18 CRO.** */ CHROMED CLOSE ADJ.ROUND PIPE SUPP.Ø18*	24 PZ
13.0098C02510	**REGGITUBO ART.16 REG.CHIUSO Ø25 CRO.** */ CHROMED CLOSED ADJ.ROUND PIPE SUPP.Ø25*	24 PZ

14 Prodotti chimici *Chemicals products*

		PAG.
  	**Colle** *Glue*	**741÷744**
  	**Siliconi, colle di montaggio, schiume e ancoranti chimici** *Silicone sealants, foams and chemical anchors*	**745÷753**
  	**Stucchi e resine** *Fillers and resins*	**754÷758**
  	**Prodotti per restauro** *Repairs products*	**759÷775**
  	**Lubrificanti** *Lubrificants*	**776÷777**

INDICE *INDEX*

Cod.	Pag.
06.1710142000	753
06.1710144000	753
06.7711510000	753
08.0346000100	773
08.0346000400	774
08.0346012500	774
13.0150000000	770
13.0150000040	770
13.0150000043	770
13.0150000045	770
13.0150000048	770
13.0150000082	770
13.01500000BX	770
13.01500000RA	770
13.0160000640	771
13.0160000642	771
13.0160000643	771
13.0160000648	771
13.0160000840	771
13.0160000842	771
13.0160000843	771
13.0160000848	771
13.0160001040	771
13.0160001042	771
13.0160001043	771
13.0160001048	771
14.0000000001	772
14.0000000002	772
14.0000000020	773
14.0000000021	773
14.0000000040	774
14.0000000043	773
14.0000000060	771
14.0000000061	771
14.0000000062	771
14.0170E05700	774
14.0170E10700	774
14.0170E107CM	774
14.0170E107GV	774
14.0183950000	757
14.0221501000	755
14.0221502000	755
14.0221503000	755
14.0223305000	758
14.0314514000	766
14.0314618000	766
14.0314701000	767
14.0318116000	766
14.0326701000	765
14.0327201000	767
14.0327301000	767
14.0354040000	742
14.0354085000	742
14.0356014000	744
14.0358020000	744
14.0362000500	743
14.0362002000	743
14.0362005000	743
14.0364000000	744
14.0401100044	765
14.0420100089	765
14.0421100083	765
14.0424100077	765
14.0428100064	765
14.0429100044	765
14.0494100089	765
14.0497100076	765
14.0499100077	765
14.0514100000	762
14.0514100048	762
14.0514100077	762
14.0514100081	762
14.0514100083	762
14.0514100089	762
14.0514500000	762
14.0514500048	762
14.0514500077	762
14.0514500081	762
14.0514500083	762
14.0518000000	759
14.0519000040	759
14.0519000041	759
14.0519000063	759
14.0519000064	759
14.0519000065	759
14.0519000070	759
14.0519000071	759
14.0519000077	759
14.0519000083	759
14.0519000087	759
14.0519000089	759
14.05190000RC	759
14.0522454500	770
14.0533075073	764
14.0533100070	764
14.0536940500	767
14.0536990500	767
14.0536992500	767
14.0550100000	768
14.0550500000	768
14.0556500000	769
14.0558100048	764
14.0568000000	760
14.0568000071	760
14.0568000077	760
14.0568000083	760
14.0568000084	760
14.0570100000	762
14.05704000E0	762
14.0614I01000	772
14.0614I02500	772
14.0614I05000	772
14.0614I10000	772
14.0614IS2500	772
14.0620075061	756
14.0620075062	756
14.0620075064	756
14.0620075077	756
14.0620075079	756
14.0620075083	756
14.0620075087	756
14.0620075089	756
14.0628075000	754
14.0628075077	754
14.0628075084	754
14.0628E75000	754
14.0628E75077	754
14.0628P75000	754
14.0630003000	755
14.0630018000	755
14.0632050040	757
14.0632050076	757
14.0632050077	757
14.0634050064	757
14.0634050073	757
14.0634050077	757
14.0634500064	757
14.0634500073	757
14.0640105000	768
14.0650050061	756
14.0650050070	756
14.0650050074	756
14.0650500061	756
14.0650500074	756
14.1633876000	750
14.1700085000	742
14.1700200000	742
14.1710050000	752
14.1710052000	752
14.1711013000	752
14.1711019000	752
14.1712000000	745
14.1712002000	745
14.1712020000	745
14.1712021000	745
14.1712031000	746
14.1712032000	746
14.1712038000	746
14.1712062000	746
14.1712063000	747
14.1713010000	751
14.1713011000	751
14.1713021000	752
14.1713061000	751
14.1713532000	747
14.2323500000	761
14.2408010000	743
14.3002000040	754
14.3003000063	754
14.3006000064	754
14.3007000073	754
14.4060050000	741
14.4060085000	741
14.4060100000	741
14.4060300000	741
14.4701005000	741
14.4701085000	741
14.4701100000	741
14.4701300000	741
14.7210250000	742
14.721025B000	742
14.8000250000	743
14.A240100000	741
14.A240300000	741
14.REPR000000	748
14.S157000000	776
23 03	768
23 07	768
286 14	758
286 21	761
286 25	766
286 26	769
286 29	760
3000	775
3000/A	775
3000/N	775
424 03	748
676 2180	777
676 2182	777
676 2190	777
676 4127	776
676 4128	776
79801	749
79802	749
79803	750
223301	758
231801	760
232301	761
310601	763
311501	763
313601	763
321001	766
321005	766
321101	766
321105	766
421801	764
421901	764
422001	764
650505	769
BX400	772
RIT016NC	756
RIT016R	756

ART. - ITEM
14.4060

Collante vinilico COMCOLL 406
Polyvinyl adhesive COMCOLL 406

Dispersione omopolimera di acetato di polivinile modificato. Il COMCOLL 406 è pertanto indicato per incollaggio di legno con legno e tantissimi altri materiali quali carta, stoffa ecc.
Polyvinyl acetate homopolymer dispersion modified. The COMCOLL 406 is therefore suitable for bonding wood and wood with many other materials such as paper, cloth ecc.



COD.	DESCRIZIONE / DESCRIPTION	
14.4060050000	**COMCOLL 406 COLLANTE VINILICO 5KG** / *COMCOLL 406 POLYVINYL ACETATE 5KG*	1 PZ
14.4060085000	**COMCOLL 406 COLLANTE VINILICO 0,850KG** / *COMCOLL 406 POLYVINYL ACETATE 0,850 KG*	1 PZ
14.4060100000	**COMCOLL 406 COLLANTE VINILICO 10KG** / *COMCOLL 406 POLYVINYL ACETATE 10 KG*	1 PZ
14.4060300000	**COMCOLL 406 COLLANTE VINILICO 30KG** / *COMCOLL 406 POLYVINYL ACETATE 30 KG*	1 PZ

ART. - ITEM
14.4701

Collante vinilico COMDUR 4701
Poliacetovinylic adhesive COMDUR 4701

Dispersione poliacetovinilica omopolimera esente da plastificanti allo stato puro, collante a presa rapida particolarmente indicato per l'incollaggio di legni duri, in particolare per incollaggi difficili su sedie.
Poliacetovinylic homopolymer dispersion-pure free plasticizers, fast setting adhesive particularly suitable for gluing hardwoods, in particular for difficult bonding of chairs.



COD.	DESCRIZIONE / DESCRIPTION	
14.4701005000	**COMDUR 4701 COLLANTE VINILICO 5KG** / *COMDUR 4701 POLIACETOVINYLIC 5KG*	1 PZ
14.4701085000	**COMDUR 4701 COLLANTE VINILICO 0,850KG** / *COMDUR 4701 POLIACETOVINYLIC 0,850 KG*	1 PZ
14.4701100000	**COMDUR 4701 COLLANTE VINILICO 10KG** / *COMDUR 4701 POLIACETOVINYLIC 10KG*	1 PZ
14.4701300000	**COMDUR 4701 COLLANTE VINILICO 30KG** / *COMDUR 4701 POLIACETOVINYLIC 30KG*	1 PZ

ART. - ITEM
14.A240

Collante vinilico COMDUR A240 D3
Polivinyl adhesive COMDUR A240 D3

Collante poliacetovinilico omopolimero a presa rapida per l'incollaggio di legni duri con superiore resistenza all'acqua (D3). Particolarmente indicata per elementi posti all'esterno.
Adhesive Polivinyl acetate homopolymer fast setting for bonding hardwoods with hight water resistance (D3).Particularly recommended for external use.



COD.	DESCRIZIONE / DESCRIPTION	
14.A240100000	**COMDUR A240 COLLANTE VINILICO D3 10KG** / *COMDUR A240 POLIVINYL ACETATE D3 10KG*	1 PZ
14.A240300000	**COMDUR A240 COLLANTE VINILICO D3 30KG** / *COMDUR A240 POLIVINYL ACETATE D3 30 KG*	1 PZ

ART. - ITEM
14.1700

Adesivo in solvente COMFORT 170
Adhesive solution COMFORT 170

Adesivo in soluzione di gomme policloropreniche e resine sintetiche in solventi.Speciale per l'incollaggio di laminati plastici su legno e truciolare, battiscopa, pavimenti in gomma, linoleum, moquette, paragradini, bordi, pannellisu supporti vari.
Adhesive solution of polychloroprene rubber and synthetic resin in solvent. Suggested for bonding plastic laminates to wood and havings, skirting, rubber flooring, linoleum, carpet, nosing, edges, panels on various supports.



COD.	DESCRIZIONE / DESCRIPTION	
14.1700085000	**COMFORT 170 ADESIVO NEOPRENICO KG 0,85** / *COMFORT 170 ADHESIVE SOLUTION 0,85KG*	1 PZ
14.1700200000	**COMFORT 170 ADESIVO NEOPRENICO 2KG TM** / *COMFORT 170 ADHESIVE SOLUTION 1,850KG*	1 PZ

ART. - ITEM
14.0354

Adesivo per laminati
Adhesive for laminates

Adesivo a contatto universale ad alta resistenza al calore. Incolla laminati plastici, linoleum, sughero, gomma, spugna, finta pelle telata su legno, truciolare, compensato, metallo, muratura, vetroresina.
Professional, temperature-resistance contact adhesive. Suitable for bonding and laminating of metal and hard synthetic panel boards, veneer, hardboard and plywood on, wood, chipboard or MDF.



COD.	DESCRIZIONE / DESCRIPTION		
14.0354040000	**ADESIVO UNIVERSALE BOSTIK 99 ML.400** / *UNIVERSAL ADHESIVE BOSTIK 99 ML.400*	1 PZ	12 PZ
14.0354085000	**ADESIVO UNIVERSALE BOSTIK 99 ML.850** / *UNIVERSAL ADHESIVE BOSTIK 99 ML.850*	1 PZ	12 PZ

ART. - ITEM
14.7210

Collante ureico COMPREX 721
Resin powder COMPREX 721

Resina in polvere, auto-indurente che in virtù del basso condensato di formaldeide libera (HCHO) consente di ottenere MANUFATTI IN CLASSE E1. E' additivata con farine speciali che ne limitano il trasudamento anche su impiallacciature di radica. Il suo impiego principale è nell'industria del legno quale collante a caldo. Si distingue per l'elevata tenacità ed il buon tempo di vita.
Resin powder, self-curing that by virtue of the low condensate of free formaldehyde (HCHO) it allows to obtain the CLASS E1 on final products. Added with special meals that limit the bleeding also on briar veneers. Its main use is in the timber as hot glue. It is characterized by high toughness and good lifetime.



COD.	DESCRIZIONE / DESCRIPTION	
14.7210250000	**COMPREX 721 COLLANTE UREICO P.25KG NOCE** / *COMPREX 721 UREA RESIN 25 KG WALNUT*	1 PZ
14.721025B000	**COMPREX 721 COLLANTE UREICO P.25KG BIA.** / *COMPREX 721 UREA RESIN 25 KG WHITE*	1 PZ

ART. - ITEM
14.8000

Collante termofusibile COMTERMO 800
Hot melt adhesive COMTERMO 800

Adesivo termofusibile a base di resine sintetiche allo stato solido indicato per l'incollaggio con macchine bordatrici, con questo adesivo si possono applicare bordi in laminato plastico, melaminici, pvc trattato, poliesteri, massiccio fino a 10 millimetri di spessore. Adesivo con ottima versatilità.
Hot melt adhesive based on synthetic resins, suitable for solid state to bond with edging machines. This adhesive can be applied for plastic laminate edges, melamine edges, PVC treated, polyesters, solid wood up to 10 mm thick. Adhesive with excellent versatility.



COD.	DESCRIZIONE / DESCRIPTION	
14.8000250000	**COMTERMO 800 ADESIVO TERMOFUSIBILE 25KG** / *COMTERMO 800 HOT MELT ADHESIVE 25KG*	1 PZ

ART. - ITEM
14.2408

Faiglue
Faiglue

Adesivo cianoacrilato adatto per incollare particolari di piccole dimensioni siano queste in plastica, in gomma, materiali porosi quali legno, cartone e metalli od in cuoio.
Cyanoacrylate adhesive suitable for bonding small parts like those in plastic, rubber, porous materials such as wood, cardboard and metal or leather.



COD.	DESCRIZIONE / DESCRIPTION		
14.2408010000	**FAIGLUE COLLA CIANOACRILATA GR.20** / *CYANOACRYLATE GLUE 20G*	1 PZ	20 PZ

ART. - ITEM
14.0362

Super Unix
Super Unix

Adesivo cianoacrilato adatto per incollare particolari di piccole dimensioni siano queste in plastica, in gomma, materiali porosi quali legno, cartone e metalli o in cuoio. Possiede un'elevata resistenza meccanica, spesso superiore alla natura dei materiali stessi incollati.
It's suitable for bonding small parts like those in plastic, rubber, porous materials such as wood, cardboard and metal or leather. It has a high mechanical strength, even higher than the natural bonding of the material.



COD.	DESCRIZIONE / DESCRIPTION		
14.0362000500	**SUPER UNIX GR.5** / *SUPER UNIX 5GR*	1 PZ	48 PZ
14.0362002000	**SUPER UNIX GR.20** / *SUPER UNIX 20GR*	1 PZ	20 PZ
14.0362005000	**SUPER UNIX GR.50** / *SUPER UNIX 50GR*	1 PZ	20 PZ

ART. - ITEM
14.0356

Colla universale
Universal adhesive

Colla universale a contatto, a base di caucciù rapido ed alto potere adesivo. Ideale per l'incollaggio di CUOIO, GOMMA, LEGNO, SUGHERO, TESSUTO, CARTA E CARTONE, FELTRO E LAMINATI tra loro e su più svariati supporti.
All-purpose contact adhesive made from natural rubber, with quick grab and excellent bond strength. Ideal for bonding LEATHER, RUBBER, WOOD, CORK, FABRIC, PAPER AND CARD, FELT AND LAMINATES together and to a wide variety of surfaces.



COD.	DESCRIZIONE / DESCRIPTION			
14.0356014000	**TUBETTO COLLAPRENE GRANDE GR.150** / *COLLAPRENE GLUE 150G*		1 PZ	12 PZ

ART. - ITEM
14.0358

Colla rapida universale
Universal super glue

Colla attaccatutto in gel trasparente che non sporca e non fa fili. A presa rapida e resistente. Ideale per incollaggi anche in verticale. Adatta per l'incollaggio di vari materiali: porcellana, plastica rigida, carta, cartone, legno, feltro, tela di canapa, tessuto, pelle e cuoio. La sua particolare formulazione la rende ideale nei lavori di hobbistica e modellismo.
Clear gel super glue, no mess. Fast-setting and durable. Also ideal for vertical bonding. Suitable for bonding a variety of materials: china, hard plastic, paper, card, wood, felt, hemp cloth, fabric, leather. Its particular formula makes it ideal for craftwork and model-making.



COD.	DESCRIZIONE / DESCRIPTION			
14.0358020000	**TUBETTO COLLA RAPIDA GR.200** / *FAST GLUE 200G*		1 PZ	12 PZ

ART. - ITEM
14.0364

Colla d'ossa
Bone glue

Con la colla d'ossa in perle si ottiene un prodotto più rigido, per questo è indicata particolarmente per il restauro dei mobili antichi.
With bone glue in pearls you get harder product, so it is particularly indicated for the restoration of antique furniture.



COD.	DESCRIZIONE / DESCRIPTION		
14.0364000000	**COLLA D'OSSA IN PERLE KG.1**	/ *PEARLS BONE GLUE*	1 PZ

ART. - ITEM
14.171200

Sigillante siliconico acetico
Acetic silicone sealant

Sigillante siliconico acetico, con caratteristiche di elevata elasticità, adesione e resistenza. Adatto per materiali non porosi quali vetro, ceramica, alluminio, molte materie plastiche (escluso PE, PP, PTFE). Non adatto per specchi, materiali fibrosi e porosi, pietre naturali, non verniciabile.
Acetic silicone sealant, with characteristics of high elasticity, adhesion and resistance. Suitable for non-porous materials such as glass, ceramic, aluminum, many plastics (except PE, PP, PTFE). Not suitable for mirrors, fibrous and porous materials, natural stone, not paintable.



COD.	DESCRIZIONE / DESCRIPTION	
14.1712000000	**SMBTR SILICONE ACETICO TRASP.280ML** / *TRANSPARENT ACETIC SILICONE 280ML*	1 PZ

ART. - ITEM
14.1712002

Sigillante siliconico acetico
Acetic silicone sealant

Sigillante siliconico acetico per sigillature durevoli e resistenti. Adatto per materiali nonporosi quali vetro, ceramica, alluminio, molte materie plastiche (escluso PE, PP, PTFE) non fa muffa e non annerisce in ambienti umidi. Non verniciabile.
Acetic silicone sealant for durable and resistant sealings. Suitable for non-porous materials such as glass, ceramic, aluminum, many plastics (except PE, PP, PTFE) does not rot and does not blacken in moist environments. Not paintable.



COD.	DESCRIZIONE / DESCRIPTION	
14.1712002000	**SMAUTR 310 SILICONE ACETICO TRASP.310ML** / *TRANSPARENT ACETIC SILICONE 310ML SMAUTR*	1 PZ

ART. - ITEM
14.171202

Sigillante siliconi acetico antimuffa
Acetic silicone sealant anti-mold

Sigillante siliconico acetico puro, con caratteristiche di elevata elasticità, adesione e resistenza alle alte e basse temperature. Adatto per materiali non porosi quali vetro, ceramica, alluminio, molte paterie plastiche (escluso PE, PP, PTFE) non fa muffa e non annerisce in ambienti umidi. Non verniciabile.
Pure acetic silicone sealant, with characteristics of high elasticity, adhesion and resistance to high and low temperatures. Suitable for non-porous materials such as glass, ceramic, aluminum, many plastics (except PE, PP, PTFE) does not rot and does not blacken in moist environments. Not paintable.



COD.	DESCRIZIONE / DESCRIPTION	
14.1712020000	**SMAS SILICONE AC.ANTIMUFFA TRASP.280ML** / *TRANSP.ACETIC SILICONE 280ML SMAS*	1 PZ
14.1712021000	**SMAS SILICONE AC.ANTIMUFFA BIANCO 280ML** / *WHITE ACETIC SILICONE 280ML SMAS*	1 PZ

ART. - ITEM
14.171203

Sigillante siliconico neutro
Neutral silicone sealant

Sigillante siliconico neutro alcoxy, con caratteristiche di elevata elasticità, adesione e resistenza alle alte e basse temperature, per sigillature professionali ad alto valore qualitativo ed estetico. Adatto per vetro, ceramica, superfici metalliche, molte materie plastiche (escluso PE, PP, PTFE), policarbonato, sanitari e vasche in metacrilato, specchi, piastrelle e materiali edili. Resistente agli UV. Antimuffa. Non verniciabile.
Neutral silicone sealant alcoxy, with characteristics of high elasticity, adhesion and resistance to high and low temperatures, for professional high quality and aesthetic value sealings. Suitable for glass, ceramics, metal, many plastics (except PE, PP, PTFE), polycarbonate, acrylic bathtubs and health, mirrors, tiles and building materials. UV-resistant. Anti-mold. Not paintable.



COD.	DESCRIZIONE / DESCRIPTION	
14.1712031000	**SMN SILICONE NEUTRO TRAS.ANTIMUFFA 310ML** / *TRASP.NEUTRAL SILICONE 310ML SMN*	1 PZ
14.1712032000	**SMN SILICONE NEUTRO BIAN.ANTIMUFFA 310ML** / *WHITE NEUTRAL SILICONE 310ML SMN*	1 PZ
14.1712038000	**SMN SILICONE NEUTRO TAB.ANTIMUFFA 310ML** / *TOBACCO NEUTRAL SILICONE 310ML SMN*	1 PZ

ART. - ITEM
14.171206

Sigillante acrilico
Acrylic sealant

Sigillante acrilico di prima qualità, ad elevato contenuto di resine. Verniciabile. Sigillante con caratteristiche di elevata elasticità, adesione e resistenza agli sbalzi di temperatura. Adatto per materiali edili, cemento, cartongesso, ceramica. Adatto per sigillatura elastica di fughe e crepe. Applicabile anche su superfici umide.
Top quality acrylic sealant with high resin content. Paintable . Sealant with high elasticity, adhesion and resistance to temperature changes. Suitable for building materials, concrete, drywall, ceramic. Suitable for elastic sealing joints or cracks. Usable even on wet surfaces.



COD.	DESCRIZIONE / DESCRIPTION	
14.1712062000	**SIMA SIGILLANTE ACRILICO BIANCO 310ML** / *WHITE ACRYLIC SEALANT 310ML SIMA*	1 PZ

ART. - ITEM
14.1712063

Sigillante acrilico effetto intonaco
Acrylic sealant plaster effect

Sigillante acrilico di prima qualità, ad elevato contenuto di resine. Verniciabile. Sigillante con caratteristiche di elevata elasticità, adesione e resistenza agli sbalzi di temperatura. adatto per materiali edili, cemento, cartongesso, ceramica. Adatto per sigillatura elastica di fughe o crepe. Applicabile anche su suoerfici umide. Addizionato con graniglia calibrata, per un aspetto ruvido come l'intonaco.
Top quality acrylic sealant with high resin content. Paintable. Sealant with high elasticity, adhesion and resistance to temperature changes. Suitable for building materials, concrete, drywall, ceramic. Suitable for elastic sealing joints or cracks. Usable even on wet surfaces. It's added with calibrated graniglia for plaster effect.



COD.	DESCRIZIONE / DESCRIPTION	
14.1712063000	**SIMAR SIGILLANTE ACRI.RUVIDO BIAN.310ML** / *WHITE ACR.SEALANT 310ML PLASTER EFFECT*	1 PZ

ART. - ITEM
14.171353

Sigillante adesivo MS
MS adhesive sealant

Mungoflex MS è un adesivo sigillante verniciabile per edilizia, montaggi, costruzioni e per opere di lattoneria e costruzioni metalliche. Possiede un'ottima adesione su metalli, legno, intonaco e cemento, materiali edili in genere, porosi e non porosi. Aderisce su: ferro, acciaio, rame, alluminio, pvc, pietra, cemento, intonaco, cartongesso, legno, ceramica e vetro. Inodore. Eccellente resistenza a agenti atmosferici, vibrazioni, umidità e basse temperature.
Mungoflex MS is a paintable adhesive sealant for construction, installation and plumbing works and metal construction. It has excellent adhesion to metals, wood, plaster and cement, building materials in general, porous and non-porous. Adheres to: iron, steel, copper, aluminum, PVC, stone, concrete, plaster, plasterboard, wood, ceramic and glass. Odourless. Excellent resistance to weathering, vibration, humidity and low temperatures.



COD.	DESCRIZIONE / DESCRIPTION	
14.1713532000	**GREEN TENAX 45MS BIANCO 290ML** / *WHITE MUNGOFLEX 45 MS POLYMER 290ML*	1 PZ

ART. - ITEM
14.REP

RECONSTRUCTION adesivo poliuretanico
RECONSTRUCTION polyurethane adhesive

RECONSTRUCTION PR è un adesivo monocomponente a base di poliuretanica che indurisce per reazione con l'ìumidità all'aria; tixotropico che rispecchia normeDIN Eb 204-D4 conforme alla normativa watt91, per l'esercizio alle alte temperature. Incollaggio su alluminio-alluminio o su alluminio verniciato. incollaggio acciaio inox, ferro , laterizio, cemento e pietra, incollaggio su ceramiche, marmo, pietre angolari di porte e finestre, incollaggio di pannelli di poliuretanico, pannelli di polistirolo, incollaggio di vetroresina, accoppiamento di legno
RECONSTRUCTION PR is a single-component adhesive based on polyurethane which hardens by reaction with moisture in the air; thixotropic that reflects norms DIN Eb 204-D4 conforms to watt91, for hight temperature operation. Bonding on aluminum-aluminum or painted aluminum. Stainless stell bonding, iron, brick, cement a nd stone, gluing on ceramics, marble, angles of doors and windows, gluing of panels of polyurethane, polystyrene panels, gluing of fiberglass, wood coupling.



COD.	DESCRIZIONE / DESCRIPTION	
14.REPR000000	**RECONSTRUCTION PR ADESIVO POLIURETANICO** */ RECONSTRUCTION PR POLYURETHANE ADHESIVE*	1 PZ

ART. - ITEM
14.424

Adesivo di montaggio
Mounting adhesive

Adesivo di montaggio a base poliuretanica per interni ed esterni. Ideale per incollaggi strutturali che richiedono massima resistenza al calore (fino a +100°C), extraforte. Presenta un elevato potere adesivo su qualsiasi tipo di materiale (escluso PE, PP, PTFE). Indicato per l'incollaggio di pannelli in legno o elementi di pietra per il rivestimento di costruzioni in muratura. Classificato in classe D4 secondo la norma EN 204. Nuova formula Express più rapida. La confezione è completa di guanti inseriti nel fondello della cartuccia. Cartuccia 475g.
Mounting adhesive based on polyurethane for interior and exterior. Ideal for structural bonding requiring maximum resistance to heat (up to +100° C), extra strong. High adhesive power for any type of material (excluding PE, PP, PTFE). Suitable for gluing of wooden panels or stone elements. D4 class classified according to EN 204. New Formula Express more fast. The package is complete with gloves inserted into the bottom of the cartridge. 475g cartridge.



COD.	DESCRIZIONE / DESCRIPTION	
424 03	**ADESIVO POLIUR.PU EXPRESS PL 400** */ PL400 PU EXPRESS ADHESIVE*	1 PZ

ART. - ITEM
14.79801

Millechiodi
Millechiodi

Adesivo acrilico in dispersione acquosa caratterizzato da una notevolissima forza adesiva iniziale (per effetto ventosa) che permette di sostituire viti, chiodi e tasselli. Può essere applicato anche su superfici umide, rimane elastico nel tempo e non emana alcun odore. E' ideale per il fissaggio a muro di pannelli, perline, per il rivestimento di strutture in muratura o calcestruzzo, per l'applicazione di piastrelle e pannelli decorativi anche in polistirolo. Gli oggetti sono riposizionabili nei primi 10 minuti. Facile da usare ed inodore. Regge fino a 60 kg/cm2.
Water dispersion acrylic adhesive characterized by a remarkable initial adhesion strength (for suction effect) that can replace screws, nails and bolts. Can be applied to wet surfaces, remains elastic over time and does not give off any odor. It is ideal for fixing panels to wall, beads, for coating of masonry or concrete, for tiles and decorative panels and polystyrene panels. The objects can be repositioning for the first 10 minutes. Easy to use and odorless. Holding up to 60 kg/cm2.



COD.	DESCRIZIONE / DESCRIPTION	
79801	**PATTEX MILLECHIODI CARTUCCIA G.400** / *MILLECHIODI CARTRIDGE 400G*	1 PZ

ART. - ITEM
14.79802

Millechiodi
Millechiodi

Adesivo acrilico in dispersione acquosa caratterizzato da una notevolissima forza adesiva iniziale (per effetto ventosa) che permette di sostituire viti, chiodi e tasselli. Può essere applicato anche su superfici umide, rimane elastico nel tempo e non emana alcun odore. E' ideale per il fissaggio a muro di pannelli, perline, per il rivestimento di strutture in muratura o calcestruzzo, per l'applicazione di piastrelle e pannelli decorativi anche in polistirolo. Gli oggetti sono riposizionabili nei primi 10 minuti. Facile da usare ed inodore. Regge fino a 60 kg/cm2.
Water dispersion acrylic adhesive characterized by a remarkable initial adhesion strength (for suction effect) that can replace screws, nails and bolts. Can be applied to wet surfaces, remains elastic over time and does not give off any odor. It is ideal for fixing panels to wall, beads, for coating of masonry or concrete, for tiles and decorative panels and polystyrene panels. The objects can be repositioning for the first 10 minutes. Easy to use and odorless. Holding up to 60 kg/cm2.



COD.	DESCRIZIONE / DESCRIPTION	
79802	**PATTEX MILLECHIODI ORIG.KIWI GR.250** / *MILLECHIODI 250GR*	1 PZ

ART. - ITEM
14.798

Millechiodi
Millechiodi

Adesivo acrilico in dispersione acquosa caratterizzato da una notevolissima forza adesiva iniziale (per effetto ventosa) che permette di sostituire viti, chiodi e tasselli. Può essere applicato anche su superfici umide, rimane elastico nel tempo e non emana alcun odore. E' ideale per il fissaggio a muro di pannelli, perline, per il rivestimento di strutture in muratura o calcestruzzo, per l'applicazione di piastrelle e pannelli decorativi anche in polistirolo. Gli oggetti sono riposizionabili nei primi 10 minuti. Facile da usare ed inodore. Regge fino a 60 kg/cm2.
Water dispersion acrylic adhesive characterized by a remarkable initial adhesion strength (for suction effect) that can replace screws, nails and bolts. Can be applied to wet surfaces, remains elastic over time and does not give off any odor. It is ideal for fixing panels to wall, beads, for coating of masonry or concrete, for tiles and decorative panels and polystyrene panels. The objects can be repositioning for the first 10 minutes. Easy to use and odorless. Holding up to 60 kg/cm2.



COD.	DESCRIZIONE / DESCRIPTION	
79803	**ADESIVO MILLECHIODI ORIGINAL G.250** / *MILLECHIODI ORIGINAL ADHESIVE 250G*	1 PZ

ART. - ITEM
14.1633

Adesivo poliuretanico
Polyurethane adhesive

Adesivo poliuretanico monocomponente liquido ideale per l'incollaggio di manufatti in legno sottoposti a forte umidità come serramenti e mobili da giardino, pannelli truciolari e medium density. Incollaggi di materiali porosi come legno, cartongesso, calcestruzzo tra loro ed in combinazione con diversi materiali tra cui metalli, materie plastiche (escluso PE, PP, PTFE), fogli di HPL ed espansi di polistirolo e poliuretano per la formazione di pannelli sandwich. Classificato in classe D4 secondo la norma EN 204.
Liquid component polyurethane adhesive ideal for bonding wood products with high humidity condition such as doors, windows and furniture, chipboard and medium density panels. Bonding porous materials such as wood, drywall, concrete together and in combination with different materials including metals, plastics (except PE, PP, PTFE), HPL sheets and expanded polystyrene and polyurethane for the formation of sandwich panels. Classified in class D4 according to EN 204.



COD.	DESCRIZIONE / DESCRIPTION	
14.1633876000	**PATTEX LEGNO PU LIQUID 750G** / *PU LIQUID PATTEX 750G*	1 PZ

ART. - ITEM
14.171301

Schiuma poliuretanica
Polyurethane foam

La schiuma poliuretanica MUNGO espande e indurisce rapidamente formando una barriera al rumore e all'acqua grazie all'elevata presenza di celle chiuse >90%. E' permeabile al vapore e favorisce la normale traspirazione dei materiali. E' idonea per applicazioni in edilizia, serramentistica, termoidraulica. Eccellente adesione su mattoni, cemento, gesso, legno, vetro, metallo, polistirene, PVC. Resistente alla temperatura da -60°C a +100°C e all'invecchiamento.
MUNGO polyurethane foam expands and hardens quickly forming a barrier to noise and water due to the high presence of closed cells >90%. It is permeable to vapor and favors the normal transpiration of the materials. It is suitable for applications in construction, windowing, heating and plumbing. Excellent adhesion to brick, concrete, plaster, wood, glass, metal, polystyrene, PVC. Temperature resistant from -60°C to +100°C and aging-resistant.



COD.	DESCRIZIONE / DESCRIPTION	
14.1713010000	**SPM750M SCHIUMA POLIURETANICA MAN.750ML** / *POLYURETHANE MANUAL FOAM 750ML*	1 PZ
14.1713011000	**SPM750P SCHIUMA POLIURETANICA PIST.750ML** / *POLYURETHANE GUN FOAM 750ML*	1 PZ

ART. - ITEM
14.171306

Schiuma poliuretanica THERMOACUSTIC
Thermoacustic polyurethane foam

Schiuma poliuretanica con caratteristiche specifiche per la posa dei moderni serramenti. Prodotto per uso professionale. Permette di ottemperare ai requisiti di isolamento termico ed acustico in relazione alle recenti normative sulla marcatura dei serramenti. La formulazione ad elevata densità di celle chiuse garantisce il massimo isolamento termico ed acustico. Test di laboratorio hanno certificato un isolamento acustico RST,w= 61dB.
Polyurethane foam with features for the installation of modern windows and doors. Product for professional use. It allows you to meet the requirements of thermal and acoustic insulation in relation to recent regulations on marking of windows and doors. The formulation with high density closed cell ensures maximum thermal and acoustic insulation. Laboratory tests have confirmed a sound insulation RST,w= 61dB.



COD.	DESCRIZIONE / DESCRIPTION	
14.1713061000	**THERMOACUSTIC S.POLIURETANICA SERR.750ML** / *THERMOACUSTIC POLYURETHANE FOAM 750ML*	1 PZ

ART. - ITEM
14.171302

Solvente pulitore per schiuma poliuretanica
Solvent cleaner for polyurethane foam

Scioglie e pulisce macchie di schiuma poliuretanica. Aumenta sensibilmente la durata di pistole e utensili.
It dissolves and cleans polyurethane foam stains.It significantly increases the duration of guns and tools



COD.	DESCRIZIONE / DESCRIPTION	
14.1713021000	**PS500 SOLVENTE PULITORE SCHIUMA 500ML** / *POLYURETHANE FOAM SOLVENT 500ML*	1 PZ

ART. - ITEM
14.171101

Ancorante chimico poliestere
Polyester chemical anchor

Ancorante chimico bicomponente ad iniezione in resina poliestere a rapido indurimento per applicazioni universali su supporti compatti e forati (calcestruzzo, mattone pieno e forato).
Two-component chemical anchor. It's a polyester resin with fast curing for universal applications of solid and holed supports (concrete, solid and holed bricks).



COD.	DESCRIZIONE / DESCRIPTION	
14.1711013000	**MITBOND30 ANCORANTE CHIMICO 300ML C/S** / *CHEMICAL FASTENING WITH STYRENE 300ML*	1 PZ
14.1711019000	**MITBOND40 ANCORANTE CHIMICO 400ML C/S** / *CHEMICAL FASTENING WITH STYRENE 400ML*	1 PZ

ART. - ITEM
14.171005

Resina metacrilato senza stirene
Styrene free methacrylate resin

Resina metacrilato senza stirene per ancoraggio chimico di barre filettate. MIT-SP è il nuovo ancorante chimico ad iniezione a rapido indurimento, composto da una resina metacrilato senza stirene, certificato ETA per applicazioni su calcestruzzo e su muratura piena e forata.
Styrene free methacrylate resin for threaded rods chemical anchoring. MIT-SP is the new injection chemical fastening with fast curing, consisting of a styrene methacrylate resin, ETA certified for use on concrete and solid masonry and holed mansory.



COD.	DESCRIZIONE / DESCRIPTION	
14.1710050000	**MITSP300 ANCORANTE CHIMICO 300ML S/S** / *CHEMICAL FASTENING WITHOUT STYRENE 300ML*	1 PZ
14.1710052000	**MITSP420 ANCORANTE CHIMICO 420ML S/S** / *CHEMICAL FASTENING WITHOUT STYRENE 420ML*	1 PZ

ART. - ITEM
06.171014

Tassello a rete
Net plug

Tassello universale a rete.
Universal net plug.



COD.	DESCRIZIONE / DESCRIPTION	
06.1710142000	**MSH TASSELLO A RETE UNIVERSALE 15X85** / *NYLON NET PLUG 15X85*	1 PZ
06.1710144000	**MSH TASSELLO A RETE UNIVERSALE 20X85** / *NYLON NET PLUG 20X85*	1 PZ

ART. - ITEM
06.771151

Tassello a rete
Net plug

Tassello universale a rete con apertura migliorata.
Universal net plug with improved opening.



COD.	DESCRIZIONE / DESCRIPTION	
06.7711510000	**MSHPLUS TASSELLO A RETE UNIVERS.15X100** / *NYLON NET PLUG MSHPLUS 15X100*	1 PZ

ART. - ITEM
14.300

FAI TU stucco legno
FAI TU wood filler

Adatto ad eseguire qualsiasi tipo di intervento su supporti in legno, come ricostruzione di parti mancanti anche di grosse dimensioni, stuccature, rifiniture, ecc. E' possibile ottenere qualsiasi spessore finale applicando più strati a distanza di pochi minuti. Indurisce rapidamente mediante aggiunta dell'apposito catalizzatore: dopo l'indurimento può essere segato, piallato, forato, carteggiato esattamente come se fosse legno. E' riverniciabile con la maggior parte degli smalti e mordenti normalmente reperibili in commercio.
Suitable to perform any work on wooden substrates, such as reconstruction of missing parts, fillings, finishing, etc. It can get any final thickness by applying multiple layers within a few minutes. Hardens quickly by addition of the suitable catalyst: after hardening can be sawed, planed, drilled, sanded. Paintable.



COD.	DESCRIZIONE / DESCRIPTION		
14.3002000040	**STUCCO LEGNO BIANCO 200G** / *WHITE WOOD FILLER 200G*	1 PZ	12 PZ
14.3003000063	**STUCCO LEGNO PINO DI SVEZIA 200G** / *SWEDISH PINE WOOD FILLER 200G*	1 PZ	12 PZ
14.3006000064	**STUCCO LEGNO ROVERE 200G** / *OAK WOOD FILLER 200G*	1 PZ	12 PZ
14.3007000073	**STUCCO LEGNO NOCE 200G** / *WALNUT WOOD FILLER 200G*	1 PZ	12 PZ

ART. - ITEM
14.0628

MIXER legno
Wood MIXER

Prodotto a base di resine poliestere che ha la caratteristica di indurire per reazione catalitica.
Product based on polyester resins which has the characteristic of hardening for catalytic reaction.



COD.	DESCRIZIONE / DESCRIPTION		
14.0628075000	**RESINA POLIESTERE MIXER S/IND.NOCE NAZ.** / *WALNUT MIXER WITHOUT HARDENER*	1 PZ	12 PZ
14.0628075077	**RESINA POLIESTERE MIXER S/IND.LEGNO SC.** / *DARK WOOD MIXER WITHOUT HARDENER*	1 PZ	12 PZ
14.0628075084	**RESINA POLIESTERE MIXER S/IND.LEGNO CH.** / *LIGHT WOOD MIXER WITHOUT HARDENER*	1 PZ	12 PZ
14.0628E75000	**RESINA POLIES. ECO MIXER S/IND.NOCE NAZ.** / *WALNUT ECOLOGICAL MIXER W/OUT HARDENER*	1 PZ	12 PZ
14.0628E75077	**RESINA POLIES. ECO MIXER S/IND.LEGNO SC.** / *DARK WOOD ECOLOGIC. MIXER W/OUT HARDENER*	1 PZ	12 PZ
14.0628P75000	**PADELLA MIXER RITOCCO C/IND.NOCE NAZION.** / *WALNUT MIXER WITH HARDENER*	1 PZ	6 PZ

ART. - ITEM
14.0630

Catalizzatore MIXER
MIXER hardener

Catalizzatore MIXER.
MIXER hardener.



COD.	DESCRIZIONE / DESCRIPTION		
14.0630003000	**CATALIZZATORE PER STUCCO 30GR** / *FILLER HARDENER 30GR*	1 PZ	12 PZ
14.0630018000	**CATALIZZATORE X STUCCO DA 180ML** / *FILLER HARDENER 180ML*	1 PZ	

ART. - ITEM
14.0221

Stucco VENEZIA
Venezia type filler

Stucco bicomponente ad alta capacità di riempimento e aderenza, ideale per otturare buchi e crepe, si amalgama perfettamente conlo strato legnoso sul quale viene applicato, ha un'ottima carteggiabilità, non cala ed è di rapida essicazione. Il prodotto una volta indurito, può essere lavorato come il legno: piallato, fresato, avvitato.
Bi-component filler of extraordinary filling and grip. It's ideal for filling holes and cracks and blends perfectly with the woody layer on which it is applied. It has excellent sandpapering and does not fall off and is fast drying. Once hardened it can be worked like wood planed: milled, screwed.



COD.	DESCRIZIONE / DESCRIPTION		
14.0221501000	**STUCCO VENEZIA NOCE SCURO ML.750 C/IND** / *DARK WALNUT VENEZIA FILLER W/HARØ750ML*	1 PZ	12 PZ
14.0221502000	**STUCCO VENEZIA NOCE NAZION. ML.750 C/IND** / *WALNUT VENEZIA FILLER W/HARDENER 750ML*	1 PZ	12 PZ
14.0221503000	**STUCCO VENEZIA NOCE CHIARO ML.750 C/IND** / *LIGHT WALNUT VENEZIA FILLER W/HARØ750ML*	1 PZ	12 PZ

ART. - ITEM
14.0620

Stucco HOLZMASSE
HOLZMASSE filler

Stucco monocomponente a base di farina di legno. Rapida essiccazione. Ideale perla ricostruzione di parti di legno.
Wood flour based filler. Quick drying. Ideal for the reconstruction of the wooden parts.



COD.	DESCRIZIONE / DESCRIPTION		
14.0620075061	**STUCCO BORMA W. DA LT.0,75 ABETE** / *FIR BORMA W. FILLER 0,75LT*	1 PZ	6 PZ
14.0620075062	**STUCCO BORMA W. DA LT.0,75 FAGGIO** / *BEECH BORMA W. FILLER 0,75LT*	1 PZ	6 PZ
14.0620075064	**STUCCO BORMA W. DA LT.0,75 ROVERE** / *OAK BORMA W. FILLER 0,75LT*	1 PZ	6 PZ
14.0620075077	**STUCCO BORMA W. DA LT.0,75 NOCE SCURO** / *DARK WALNUT BORMA W. FILLER 0,75LT*	1 PZ	6 PZ
14.0620075079	**STUCCO BORMA W. DA LT.0,75 PIOPPO** / *POPLAR BORMA W. FILLER 0,75LT*	1 PZ	6 PZ
14.0620075083	**STUCCO BORMA W. DA LT.0,75 NOCE MEDIO** / *MEDIUM WALNUT BORMA W. FILLER 0,75LT*	1 PZ	6 PZ
14.0620075087	**STUCCO BORMA W. DA LT.0,75 DOUGLAS** / *DOUGLAS BORMA W. FILLER 0,75LT*	1 PZ	6 PZ
14.0620075089	**STUCCO BORMA W. DA LT.0,75 NOCE CHIARO** / *LIGHT WALNUT BORMA W. FILLER 0,75LT*	1 PZ	6 PZ

ART. - ITEM
14.B29

Ecostucco
Ecostucco

Idrostucco di alta qualità. Particolarmente indicato per la rasatura e stuccatura di compensati e multistrati. Calo limitato. Inodore. Pronto all'uso e rapida essiccazione.
High quality water based filler. Particularly suitable for smoothing and filling of plywood and plywood. Limited drop. Odorless. Ready to use and fast drying.



COD.	DESCRIZIONE / DESCRIPTION	
14.0650050061	**ECOSTUCCO ABETE CONF. DA KG.0,5** / *FIR ECOSTUCCO KG.0,5*	1 PZ
14.0650050070	**ECOSTUCCO MOGANO CONF. DA KG.0,5** / *MAHOGANY ECOSTUCCO KG.0,5*	1 PZ
14.0650050074	**ECOSTUCCO DOUGLAS CONF. DA KG.0,5** / *DOUGLAS ECOSTUCCO KG.0,5*	1 PZ
14.0650500061	**ECOSTUCCO ABETE CONF. DA KG.5** / *FIR ECOSTUCCO KG.5*	1 PZ
14.0650500074	**ECOSTUCCO DOUGLAS CONF. DA KG.5** / *DOUGLAS ECOSTUCCO KG.5*	1 PZ
RIT016NC	**ECOSTUCCO PER LEGNO DA KG.5 NOCE CHIARO** / *LIGHT WALNUT WOOD ECOSTUCCO 5KG*	1 PZ
RIT016R	**ECOSTUCCO PER LEGNO DA KG.5 ROVERE** / *OAK WOOD ECOSTUCCO 5KG*	1 PZ

ART. - ITEM
14.0632

Stucco
Filler

Stucco idrosintetico in pasta riempitivo di facile carteggiabilità. Indicato per la stuccatura e rasatura di superfici interne in legno e muratura.
Hyidrosinthetic paste filler easy to sand. Suitable for filling and leveling of interior wood and masonry surfaces.



COD.	DESCRIZIONE / DESCRIPTION		
14.0632050040	**MANTOSTUCCO BIANCO ML.500** / *WHITE FILLER 500ML*	1 PZ	8 PZ
14.0632050076	**MANTOSTUCCO NOCE CHIARO ML.500** / *LIGHT WALNUT FILLER 500ML*	1 PZ	8 PZ
14.0632050077	**MANTOSTUCCO NOCE SCURO ML.500** / *DARK WALNUT FILLER 500ML*	1 PZ	8 PZ

ART. - ITEM
14.0634

Lampostucco
Lampostucco

Stucco all'acqua. Per la rasatura di superfici all'interno, quando si debbano riempire piccole fessure o livellare eventuali imperfezioni per ottenere una superficie perfettamente liscia. Per la stuccatura di crepe, fori o fessure.
Water based filler. Suitable for smoothing inside surfaces, when you need to fill small cracks or even any imperfections to obtain a perfectly smooth surface. For filling of cracks, holes, or cracks.



COD.	DESCRIZIONE / DESCRIPTION		
14.0634050064	**LAMPOSTUCCO ROVERE CONF. DA KG.0,5** / *OAK WOOD FILLER 0,5KG*	1 PZ	6 PZ
14.0634050073	**LAMPOSTUCCO NOCE MEDIO CONF. DA KG.0,5** / *MEDIUM WALNUT WOOD FILLER 0,5KG*	1 PZ	6 PZ
14.0634050077	**LAMPOSTUCCO NOCE SCURO CONF. DA KG.0,5** / *DARK WALNUT WOOD FILLER 0,5KG*	1 PZ	6 PZ
14.0634500064	**LAMPOSTUCCO ROVERE CONF. DA KG.5** / *OAK WOOD FILLER KG.5*	1 PZ	
14.0634500073	**LAMPOSTUCCO NOCE MEDIO CONF. DA KG.5** / *MEDIUM WALNUT WOOD FILLER KG.5*	1 PZ	

ART. - ITEM
14.0183

Stucco ultraleggero
Ultralight filler

Stucco ultraleggero per muro e legno, esente da ritiro. Grazie alla sua legg erezza può essere applicato per stuccare fori e fessure di grandi dimensioni. Consente stuccature di parti soggette a vibrazioni.
Ultralight filler for wall and wood panels, low shrinkage. Thanks to its lightness can be applied to fill big holes and large cracks. Allows filling of parts subjected to vibrations.



COD.	DESCRIZIONE / DESCRIPTION		
14.0183950000	**STUCCO ULTRALEGGERO STAR LIGHT ML.500** / *ULTRALIGHT FILLER 500ML*	1 PZ	12 PZ

ART. - ITEM
14.4102

Gesso BOLOGNA
BOLOGNA chalk

Gesso Bologna è utilizzato per la preparazione di stucchi e del fondo su cui applicare la foglia d'oro o altre decorazioni di alto pregio.
Bologna chalk is used for making mortars and fund on which to apply the gold leaf or other high-quality decorations.



COD.	DESCRIZIONE / DESCRIPTION	
286 14	**GESSO USO BOLOGNA KG.1 - 410201** / *BOLOGNA CHALK*	1 PZ

ART. - ITEM
14.2233

Valfix
Valfix

Resina bicomponente che ricostruisce parti mancanti, ottura rapidamente buchi, screpolature e ripara qualsiasi difetto del legno, riempie grandi intercapedini.
Bi-component resin used for reconstruction of the missing parts, clog quickly the holes and cracks and repair any defect in the wood. It also fill in large interspaces.



COD.	DESCRIZIONE / DESCRIPTION	
14.0223305000	**RESINA VALFIX DA LT.5 S/INDURITORE** / *VALFIX RESIN WO/HARDENER 5LT*	1 PZ
223301	**RESINA VALFIX DA 0,750LT S/INDURITORE** / *VALFIX RESIN WO/HARDENER 0,750LT*	1 PZ

ART. - ITEM
14.0518

Bastoncini di cera per legno
Wax sticks for wood

Per piccole riparazioni su ogni tipo di legno. Stucco in cera, per la riparazione di piccole abrasioni e crepe. E' indicato per la riparazione di mobili, infissi, porte, finestre e qualsiasi altro manufatto in legno.
Indoor use. For small repairs on all types of wood. Wax filler for repairing small abrasions and cracks. Recommended for all types of wooden furniture, doors, windows and ornaments.



COD.	DESCRIZIONE / DESCRIPTION	
14.0518000000	**BASTONCINO CERA COLORI ASSORTITI** / *MIXED COLOR WAX STICK*	12 PZ

ART. - ITEM
14.0519

Bastoncini di cera grande per legno
Big wax sticks for wood

Per piccole riparazioni su ogni tipo di legno. Stucco in cera, per la riparazione di piccole abrasioni e crepe. E' indicato per la riparazione di mobili, infissi, porte, finestre e qualsiasi altro manufatto in legno.
Indoor use. For small repairs on all types of wood. Wax filler for repairing small abrasions and cracks. Recommended for all types of wooden furniture, doors, windows and ornaments.



COD.	DESCRIZIONE / DESCRIPTION	
14.0519000040	**BASTONCINO CERA GRANDE BIANCO N.50** / *WHITE N.50 BIG WAX STICK*	10 PZ
14.0519000041	**BASTONCINO CERA GRANDE NERO N.60** / *BLACK N.60 BIG WAX STICK*	10 PZ
14.0519000063	**BASTONCINO CERA GRANDE PINO 05** / *PINE 05 BIG WAX STICK*	10 PZ
14.0519000064	**BASTONCINO CERA GRANDE ROVERE NAT.N.02** / *NATURAL OAK 02 BIG WAX STICK*	10 PZ
14.0519000065	**BASTONCINO CERA GRANDE FRASSINO N.65** / *ASH BIG WAX STICK*	10 PZ
14.0519000070	**BASTONCINO CERA GRANDE MOGANO N.62** / *MAHOGANY N.62 BIG WAX STICK*	10 PZ
14.0519000071	**BASTONCINO CERA GRANDE CILIEGIO/PERO N16** / *CHERRY 16 BIG WAX STICK*	10 PZ
14.0519000077	**BASTONCINO CERA GRANDE NOCE SCURO N.63** / *DARK WALNUT N.67 BIG WAX STICK*	10 PZ
14.0519000083	**BASTONCINO CERA GRANDE NOCE MEDIO N.59** / *MEDIUM WALNUT N.59 BIG WAX STICK*	10 PZ
14.0519000087	**BASTONCINO CERA GRANDE DOUGLAS N.54** / *DOUGLAS N.54 BIG WAX STICK*	10 PZ
14.0519000089	**BASTONCINO CERA GRANDE NOCE CHIARO N.53** / *LIGHT WALNUT N.53 BIG WAX STICK*	10 PZ
14.05190000RC	**BASTONCINO CERA GRANDE ROVERE CHIARO N51** / *LIGHT OAK N.51 BIG WAX STICK*	10 PZ

ART. - ITEM
14.0568

Pennarello ritocco
Retouching marker

Il primo marker specifico per ritocco - legno SCRATCH FIX tratta il legno come una VERA E PROPRIA VERNICE e NON E' PARAGONABILE per qualità, efficacia e rendimento ad altri prodotti più recenti proposti sul mercato. Asciuga in pochi secondi, è resistente all'acqua e all'alcool. Utilizzato anche dai professionisti del settore per ritocchi di mobili, porte, cornici ed oggetti in legno pregiato.
The first specific marker for retouching - SCRATCH FIX treat wood as a REAL PAINT and it is NOT COMPARABLE for quality, effectiveness and efficiency to other newest products available on the market. Dries in seconds, it is resistant to water and alcohol. Used also by industry professionals to touch up furniture, doors, frames and objects in wood.



COD.	DESCRIZIONE / DESCRIPTION		
14.0568000000	**PENNARELLO 1202 SCRATCH FIX MARR.MORO** / *BROWN N.1202 SCRATCH FIX PEN*	1 PZ	12 PZ
14.0568000071	**PENNARELLO 1204 SCRATCH FIX MARR.ROSSIC.** / *RED BROWN 1204 SCRATCH FIX PEN*	1 PZ	12 PZ
14.0568000077	**PENNARELLO 1203 SCRATCH FIX MARR.SCURO** / *DARK BROWN N.1203 SCRATCH FIX PEN*	1 PZ	12 PZ
14.0568000083	**PENNARELLO 1205 SCRATCH FIX MARR.MEDIO** / *MEDIUM BROWN N.1205 SCRATCH FIX PEN*	1 PZ	12 PZ
14.0568000084	**PENNARELLO 1201 SCRATCH FIX MARR.CHIARO** / *LIGHT BROWN N.1201 SCRATCH FIX PEN*	1 PZ	12 PZ

ART. - ITEM
14.2318

Cera PALACE
PALACE wax

Cera che fornisce nutrimento e protezione ai mobili pregiati. Delicatamente profumata alla vaniglia.
Provides nourishment and protection for fine furniture. Delicately vanilla scented.



COD.	DESCRIZIONE / DESCRIPTION	
231801	**CERA PALACE NEUTRA LT.1** / *NATURAL PALACE WAX 1LT*	1 PZ
286 29	**CERA PALACE NOCE LT.1** / *WALNUT PALACE WAX 1LT*	1 PZ

ART. - ITEM
14.2312

Cera LORD
LORD wax

Cera di alta classe prodotta con materie prime naturali ed essenze vegetali di facile applicazione. Indicata per finiture a gommalacca e nitro in genere.
High class wax product made from natural materials and plant essences easy to apply. It is suitable for shellac and nitro finishes in general.



COD.	DESCRIZIONE / DESCRIPTION	
286 21	**CERA LORD NOCE ANTICANTE LT.1** / *WALNUT LORD WAX 1LT*	1 PZ

ART. - ITEM
14.2323

Cera LINDA
LINDA wax

Cera speciale per mobili apprezzata in antiquariato,rinnova le vecchie vernici, lascia un velo sottile e brillante sul mobile, proteggendolo a lungo.
Special wax for antique furniture, it renews old varnish, leaves a thin and shiny film on furnitures giving protections.



COD.	DESCRIZIONE / DESCRIPTION	
14.2323500000	**CERA LINDA NEUTRA ML.500** / *NEUTRAL LINDA WAX 500ML*	1 PZ
232301	**CERA LINDA NEUTRA LT.1** / *NEUTRAL LINDA WAX 1LT*	1 PZ

ART. - ITEM
14.0514

Cera mordenzata
Stained wax

Cera a base di cera d'api e carnauba. Nutre, rigenera, protegge e lucida ogni tipo di legno. Indicata per uso interno, crea un ottimo film protettivo. Ideale per mobili pregiati ed in stile.
Wax made from beeswax and carnauba. It nourishes, regenerates, protects and polishes all types of wood. Suitable for indoor use, creates an excellent protective film. Ideal for high quality and old-style furniture.



COD.	DESCRIZIONE / DESCRIPTION		
14.0514100000	**CERA HOLZ WACHS DA LT.1 NEUTRA** / *NEUTRAL HOLZ WAX 1LT*	1 PZ	6 PZ
14.0514100048	**CERA HOLZ WACHS DA LT.1 GIALLA** / *YELLOW HOLZ WAX 1LT*	1 PZ	6 PZ
14.0514100077	**CERA HOLZ WACHS DA LT.1 NOCE SCURO** / *DARK WALNUT HOLZ WAX 1LT*	1 PZ	6 PZ
14.0514100081	**CERA HOLZ WACHS DA LT.1 BRUNO ANTICO** / *ANTIQUE BROWN HOLZ WAX 1LT*	1 PZ	6 PZ
14.0514100083	**CERA HOLZ WACHS DA LT.1 NOCE MEDIO** / *MEDIUM WALNUT HOLZ WAX 1LT*	1 PZ	6 PZ
14.0514100089	**CERA HOLZ WACHS DA LT.1 NOCE CHIARO** / *LIGHT WALNUT HOLZ WAX 1LT*	1 PZ	6 PZ
14.0514500000	**CERA HOLZ WACHS DA LT.5 NEUTRA** / *NEUTRAL HOLZ WAX 5LT*	1 PZ	2 PZ
14.0514500048	**CERA HOLZ WACHS DA LT.5 GIALLA** / *YELLOW HOLZ WAX 5LT*	1 PZ	2 PZ
14.0514500077	**CERA HOLZ WACHS DA LT.5 NOCE SCURO** / *DARK WALNUT HOLZ WAX 5LT*	1 PZ	2 PZ
14.0514500081	**CERA HOLZ WACHS DA LT.5 BRUNO ANTICO** / *ANTIQUE BROWN HOLZ WAX 5LT*	1 PZ	2 PZ
14.0514500083	**CERA HOLZ WACHS DA LT.5 NOCE MEDIO** / *MEDIUM WALNUT WAX 5LT*	1 PZ	2 PZ

ART. - ITEM
14.0570

Gommalacca
Shellac

Gommalacca in scaglie adatta per la verniciatura tipica a tampone su fondo e finitura di mobili antichi.
Shellac is suitable for primer buffer and for finishing of antique furniture.



COD.	DESCRIZIONE / DESCRIPTION	
14.0570100000	**GOMMA LACCA IN SCAGLIE DA KG.1** / *SHELLAC 1KG*	1 PZ
14.05704000E0	**GOMMA LACCA IN SCAGLIE KG.4** / *SHELLAC 4KG*	1 PZ

ART. - ITEM
14.3106

LACCANTICA
LACCANTICA

Vernice a gommalacca pura, ideale per ottenere finiture di gran pregio dall'inconfondibile aspetto antico e lucido. Per mobili nuovi e antichi. Essendo un prodotto solamente da diluire risulta molto facile nella sua applicazione offrendo un'ottima trasparenza e buona durezza superficie.
It's ideal for finishing of valuable, unmistakable for its look and finish, antique furniture.It's also used for a new furniture and beeing the product which should only to be diluted it's very easy to apply offering excellent transparency and good surface hardness.





COD.	DESCRIZIONE / DESCRIPTION	
310601	**GOMMA LACCA FLUIDA PER MOBILI LT.1** */ FRENCH-POLISH 1LT*	1 PZ

ART. - ITEM
14.3115

Antiquaria
Antiquaria

Vernice a gommalacca decerata che per la sua purezza e trasparenza è adatta per verniciatura su legni al naturale per fondo e finitura di mobili antichi.
Shellac varnish which for its purity and transparency is suitable for painting for natural wood forl finish bottom and antique furniture.





COD.	DESCRIZIONE / DESCRIPTION	
311501	**ANTIQUARIA VERNICE TRASPARENTE LT.1** */ ANTIQUARIA 800 1LT*	1 PZ

ART. - ITEM
14.3136

Real
Real

Lacca indicata per arti decorative, ottima brillantezza, rapidità d'essiccazione e di facile applicazione.
Lacquer suitable for decorative arts, excellent gloss, fast drying and easy application.



COD.	DESCRIZIONE / DESCRIPTION	
313601	**REAL ORO LACCA DECORATIVA LT.1** */ GOLD POLISH 1LT*	1 PZ

ART. - ITEM
14.0558

Olio paglierino
Parafin oil

Utilizzato per impregnare, pulire, lucidare e proteggere, manufatti in legno antichi e moderni. Può essere usato anche per pavimenti in cotto, superfici verniciate o laccate. Ravviva il colore e conferisce lucentezza.
It is used to soak, clean, polish and protect ancient and modern woodwork. It can also be used for tiled floors, painted or lacquered surfaces. Revives the color and gives it shine.



COD.	DESCRIZIONE / DESCRIPTION	
14.0558100048	**OLIO PAGLIERINO LT.1** / *YELLOW OIL LT.1*	1 PZ

ART. - ITEM
14.4220

Tinte CLASSIC
Classic colour

Le tinte all'acqua per interni della serie Classic valorizzano e decorano gli arredi in legno sono di facile applicazione, hanno un'ottima uniformità e brillantezza. Sono disponibili in diverse colorazioni e possono essere miscelate tra loro;per ottenere tonalità personalizzate.
The water colors of the Classic series for interior embelish and decorate the wooden furniture. They are easy to apply and have a good uniformity and brightness. Classic colour is available in different colors and can be mixed together to obtain customized shades.



COD.	DESCRIZIONE / DESCRIPTION		
421801	**TINTA CLASSIC ALL'ACQUA NOCE MEDIO**	/ *MEDIUM-WALNUT WATER CLASSIC PAINT 1LT*	1 PZ
421901	**TINTA CLASSIC ALL'ACQUA NOCE ROSS.**	/ *RED-WALNUT WATER CLASSIC PAINT 1LT*	1 PZ
422001	**TINTA CLASSIC ALL'ACQUA NOCE BIONDO**	/ *LIGHT-WALNUT WATER CLASSIC PAINT 1LT*	1 PZ

ART. - ITEM
14.0533

Mordenti
Mordant

Coloranti solubili in acqua per colorare qualsiasi supporto legnoso.
Water-soluble dyeused for colouring any woody support.





COD.	DESCRIZIONE / DESCRIPTION	
14.0533075073	**MORDENTE NOCE GRANI KG.0,75** / *WALNUT MORDANT IN GRAINS KG.0,75*	1 PZ
14.0533100070	**MORDENTE MOGANO GRANI KG.0,75** / *MAHOGANY MORDANT IN GRAINS KG.0,75*	1 PZ

ART. - ITEM
14.040

Impregnante
Impregnating

Impregnante a protezione totale per il trattamento del legno posto in ambienti particolari quali mare ed alta montagna. Ottima protezione dal degrado causato dagli agenti atmosferici, dalla muffa, dai funghi e dai parassiti.
Solvent based impregnating, total protection for the treatment of wood placed in special environments such as the sea and the mountains. Excellent protection from degradation caused by weathering, mold, fungi and parasites.



COD.	DESCRIZIONE / DESCRIPTION	
14.0401100044	**IMPREGNANTE PER LEGNO TRASPARENTE LT.1** / *TRANSPARENT WOOD IMPREGNANTING 1LT*	1 PZ
14.0420100089	**IMPREGNANTE PER LEGNO NOCE CHIARO LT.1** / *LIGHT WALNUT WOOD IMPREGNANTING 1LT*	1 PZ
14.0421100083	**IMPREGNANTE PER LEGNO NOCE MEDIO LT.1** / *MEDIUM WALNUT WOOD IMPREGNANTING 1LT*	1 PZ
14.0424100077	**IMPREGNANTE PER LEGNO NOCE SCURO LT.1** / *DARK WALNUT WOOD IMPREGNANTING 1LT*	1 PZ
14.0428100064	**IMPREGNANTE PER LEGNO ROVERE LT.1** / *OAK WOOD IMPREGNANTING 1LT*	1 PZ

ART. - ITEM
14.04

Impregnante a cera
Impregnating wax

Impregnante a cera a protezione totale per il trattamento del legno posto in ambienti particolari quali mare ed alta montagna. Ottima protezione dal degrado causato dagli agenti atmosferici, dalla muffa, dai funghi e dai parassiti.
Impregnating wax total protection for the treatment of wood placed in special environments such as the sea and the mountains. Excellent protection from degradation caused by weathering, mold, fungi and parasites.



COD.	DESCRIZIONE / DESCRIPTION	
14.0429100044	**IMPREGNANTE A CERA TRASPARENTE LT.1** / *TRANSPARENT IMPREGNANTING WAX 1LT*	1 PZ
14.0494100089	**IMPREGNANTE A CERA NOCE CHIARO LT.1** / *LIGHT WALNUT IMPREGNANTING WAX 1LT*	1 PZ
14.0497100076	**IMPREGNANTE A CERA CASTAGNO LT.1** / *CHESTNUT IMPREGNANTING WAX 1LT*	1 PZ
14.0499100077	**IMPREGNANTE A CERA NOCE SCURO LT.1** / *DARK WALNUT IMPREGNANTING WAX 1LT*	1 PZ

ART. - ITEM
14.0326

Metold
Metold

Ideale per effettuare la brunitura a freddo sui materiali ferrosi senza produzione di fumi o sostanze caustiche che richiedono impianti di ventilazione.
Ideal for cold burnishing of ferrous materials without producing smoke or caustic substances that require ventilation.





COD.	DESCRIZIONE / DESCRIPTION	
14.0326701000	**METOLD INVECCHIANTE PER METALLI LT.1** / *METOLD 1LT*	1 PZ

ART. - ITEM
14.3210

Klear
Klear

Svolge un'azione di schiaritura delle fibre legnose, permettendo una migliore coloritura, è completamente inodore, da miscelare in parti uguali (A e B) non richiede risciacquo poichè i suoi componenti evaporano spontaneamente durante l'essiccazione.
It performs an action of bleaching of wood fi bers, allowing a better coloring. It is completely odorless and to be mixed in equal parts (A and B) does not require rinsing because its components evaporate spontaneously during drying.



COD.	DESCRIZIONE / DESCRIPTION	
321001	**SBIANCANTE INODORE - A DA LT.1** / *ODORLESS WHITENER - A 1LT*	1 PZ
321005	**SBIANCANTE INODORE - A DA LT.5** / *ODORLESS WHITENER - A 5LT*	1 PZ
321101	**SBIANCANTE INODORE - B DA LT.1** / *ODORLESS WHITENER - B 1LT*	1 PZ
321105	**SBIANCANTE INODORE - B DA LT.5** / *ODORLESS WHITENER - B 5LT*	1 PZ

ART. - ITEM
14.3201

Consol
Consol

Consolida manufatti in legno, maggiormente interessati i legni teneri come l'abete o il pioppo, e le parti più esposte all'umidità, come fondi, schienali e gambe.
It's consolidate woodcraft, more interested in softwoods such as pine or poplar, and the most exposed parts to moisture, such as funds, backs and legs.





COD.	DESCRIZIONE / DESCRIPTION	
286 25	**CONSOLIDANTE CONSOL KG.1** / *CONSOLIDATING 1KG*	1 PZ

ART. - ITEM
14.3146

Foglia metallo
Metal leaf

Foglia in metallo oro o argento imitazione che consente di impreziosire l'opera d'arte sulla quale viene utilizzata.
Golden or silver imitation leaf used in different application techniques which allows to embelish the work of art.





COD.	DESCRIZIONE / DESCRIPTION	
14.0314514000	**LIBRETTO ORO IMIT.CM.14X14 COL.2,5 FG 25** / *IMITATION GOLD BOOK CM.14X14 25 SH.*	1 CF
14.0314618000	**FOGLIA ARGENTO IMITAZ. CM.16X16 PZ.500** / *IMITATION SILVER LEAF 16X16 500PCS*	1 CF
14.0318116000	**FOGLIA ORO IMIT.CM.16X16 COL.2,5 PZ.500** / *IMITATION GOLD LEAF 16X16 500PCS*	1 CF

ART. - ITEM
14.0314

Faimix
Faimix

Collante in soluzione acquosa indispensabile per applicare la foglia d'oro o foglia argento imitazione.
Liquid solution adhesive needed to apply the golden or silver imitation leaf.



COD.	DESCRIZIONE / DESCRIPTION	
14.0314701000	**FAIMIX MISSIONE ALL'ACQUA DA LT.1**	*/ WATER GLUE 1LT* 1 PZ

ART. - ITEM
14.0327

Leafix
Leafix

Vernice fissante per doratura a foglia, che per le sue caratteristiche di trasparenza e poco spessore permette di valorizzare la lucentezza dei metalli e ottenere una buona durezza superficiale.
Paint fixative for gold leaf which allows to embelish the luster of metals and obtain a surface with a good surface hardness.



COD.	DESCRIZIONE / DESCRIPTION	
14.0327201000	**LEAFIX VERNICE FISSANTE ARGENTO LT.1** */ SILVER FIX 1LT*	1 PZ
14.0327301000	**LEAFIX VERNICE FISSANTE ORO LT.1** */ GOLD FIX 1LT*	1 PZ

ART. - ITEM
14.0536

Alcool etilico
Ethyl alcohol

Alcool di ottima qualità, esente da inquinanti, di colore rosato, usato come solvente nell'industria farmaceutica e nella profumeria, specifico per la gommalacca.
High quality alcohol pollutants free of rose colour and pleasant smell. It's used as a solvent in the pharmaceutical industry and perfumery and specifically for the shellac.



COD.	DESCRIZIONE / DESCRIPTION	
14.0536940500	**ALCOOL ETILICO DENATURATO 94° LT.5** */ ETHYL ALCOHOL 94° 5LT*	1 PZ
14.0536990500	**ALCOOL ETILICO DENATURATO 99,9° LT.5** */ ETHYL ALCOHOL 99° 5LT*	1 PZ
14.0536992500	**ALCOOL ETILICO DENATURATO 99,9° LT.25** */ ETHYL ALCOHOL 99,9° 5LT*	1 PZ

ART. - ITEM
14.230

Diluente nitro ALPHA
ALPHA thinner

Diluente nitro universale per la diluizione di vernici e colori alla nitro ad evaporazione veloce, ideale anche per il lavaggio.
It's a nitro universal thinner for nitro paints and varnishes with fast evaporation.



COD.	DESCRIZIONE / DESCRIPTION	
23 03	**DILUENTE ALPHA NITRO LT.5** / *ALPHA THINNER 5LT*	1 PZ
23 07	**DILUENTE ALPHA NITRO LT.1** / *ALPHA THINNER 1LT*	1 PZ

ART. - ITEM
14.6401

Acetone puro
Pure acetone

L' acetone puro non ha problemi per la soluzione in acqua, etanolo e etere ed è uno fra i solventi più usati per la sua bassa tossicità e perchè è un potente solvente.
Pure acetone has no problems for the solution in water, ehtanol and ether and it is one of the most commonly used solvents due to its low toxicity because it is a powerful solvent.



COD.	DESCRIZIONE / DESCRIPTION	
14.0640105000	**ACETONE PURO LT.5** / *PURE ACETONE 5LT*	1 PZ

ART. - ITEM
14.0550

Acqua ragia
Turpentine

ACQUARAGIA è un solvente di lenta evaporazione ideale per la diluizione di smalti e vernici sintetiche e oleosintetiche.
Is a slow evaporation solvent ideal for the diluition of synthetic and oleosynthetic enamels and varnishes.



COD.	DESCRIZIONE / DESCRIPTION	
14.0550100000	**ACQUARAGIA LARICE LT.1** / *TURPENTINE 1LT*	1 PZ
14.0550500000	**ACQUARAGIA LARICE LT.5** / *TURPENTINE 5LT*	1 PZ

ART. - ITEM
14.0556

Ammoniaca
Ammonia

Ammoniaca o ammonio idrato, in falegnameria viene usata come reagente nei processi di sbiancatura del legno. Usata anche per scopi domestici in soluzione in acqua al 10%.
Ammonia or ammonium hydrate, in carpentery is used as reagen in wood bleaching processes. Also use for household purposes in solution in water at 10%.



COD.	DESCRIZIONE / DESCRIPTION	
14.0556500000	**AMMONIACA 28BE 31% LT.5** / *AMMONIA 28BE 31% LT.5*	1 PZ

ART. - ITEM
14.286

Acqua demineralizzata
Demineralized water

Acqua demineralizzata.
Demineralized water.



COD.	DESCRIZIONE / DESCRIPTION	
286 26	**ACQUA DEMINERALIZZATA LT.25** / *DEMINERALIZED WATER 25LT*	1 PZ

ART. - ITEM
14.650

Acqua ossigenata
Oxygen water

ACQUA OSSIGENATA 35% - 130 VOL. o perossido d'idrogeno, è un liquido trasparente e incolore. In falegnameria viene usata per sbiancare i legni con aggiunta di 2-3% AMMONIACA 28 bè.
Oxygen water 35% - 130 VOL. or hydrogen peroxide, is a transparent and colorlessliquid. In carpentery it's used for whitening the woods adding 2-3% ammonia 28bè



COD.	DESCRIZIONE / DESCRIPTION	
650505	**ACQUA OSSIGENATA 130V 35% LT.5** / *HYDROGEN PEROXIDE 35% 5LT*	1 PZ

ART. - ITEM
14.0522

Panno spolvero
Dusting cloth

Panno scozzese per spolvero in cotone 100%. Misura 50x50cm.
Scottish cloth for dusting,100% cotton. Size 50x50cm.



COD.	DESCRIZIONE / DESCRIPTION		
14.0522454500	**PANNO SPOLVY CM.45X45** / *DUST COLTH SPOLVY 45X45*	1 PZ	25 PZ

ART. - ITEM
13.0150

Fiocco tripolino
Tripolino tassel

Fiocchetto decorativo per chiavi. Finiture disponibili: salmone, bianca, beige, avorio, giallo oro, verde, bordeaux, rosa.
Decorative key tassel. Available finishing: salmon, white, beige, ivory, golden yellow, green, bordeaux, pink.



COD.	DESCRIZIONE / DESCRIPTION	
13.0150000000	**FIOCCO COMUNE TRIPOLINO SALMONE COL.79** / *SALMON TRIPOLINO TASSEL*	10 PZ
13.0150000040	**FIOCCO COMUNE TRIPOLINO BIANCO COL.00** / *WHITE TRIPOLINO TASSEL*	10 PZ
13.0150000043	**FIOCCO COMUNE TRIPOLINO BEIGE COL.03** / *BEIGE TRIPOLINO TASSEL*	10 PZ
13.0150000045	**FIOCCO COMUNE TRIPOLINO AVORIO COL.02** / *IVORY TRIPOLINO TASSEL*	10 PZ
13.0150000048	**FIOCCO COMUNE TRIPOLINO GIALLO ORO C.10** / *YELLOW TRIPOLINO TASSEL*	10 PZ
13.0150000082	**FIOCCO COMUNE TRIPOLINO VERDE COL.8** / *GREEN TRIPOLINO TASSEL*	10 PZ
13.01500000BX	**FIOCCO COMUNE TRIPOLINO BORDEAUX COL.19** / *BORDEAUX TRIPOLINO TASSEL*	10 PZ
13.01500000RA	**FIOCCO COMUNE TRIPOLINO ROSA COL.34** / *PINK TRIPOLINO TASSEL*	10 PZ

ART. - ITEM
13.0160

Cordone
Cotton cord

Cordone in cotone solitamente usato per il fissaggio di vetri nelle vetrine in stile. Finiture disponibili: bianca, marrone, beige, giallo oro.
Cotton cord usually used for glass fixing in old-style windows. Available finishinig: white, brown, beige, golden yellow.

DATI TECNICI/TECHNICAL DATA mm

Ø	6	8	10



COD.	DESCRIZIONE / DESCRIPTION	
13.0160000640	**CORDONE Ø MM.6 BIANCO COL.0** / *WHITE CORD Ø6*	250 ML
13.0160000642	**CORDONE Ø MM.6 MARRONE** / *BROWN CORD Ø6*	250 ML
13.0160000643	**CORDONE Ø MM.6 BEIGE COL.3** / *BEIGE CORD Ø6*	250 ML
13.0160000648	**CORDONE Ø MM.6 GIALLO ORO COL.10** / *YELLOW GOLD CORD Ø6*	250 ML
13.0160000840	**CORDONE Ø MM.8 BIANCO COL.0** / *WHITE CORD Ø8*	150 ML
13.0160000842	**CORDONE Ø MM.8 MARRONE** / *BROWN CORD Ø8*	150 ML
13.0160000843	**CORDONE Ø MM.8 BEIGE COL.3** / *BEIGE CORD Ø8*	150 ML
13.0160000848	**CORDONE Ø MM.8 GIALLO ORO COL.10** / *GOLD YELLOW CORD Ø8*	150 ML
13.0160001040	**CORDONE Ø MM.10 BIANCO COL.0** / *WHITE CORD Ø10*	100 ML
13.0160001042	**CORDONE Ø MM.10 MARRONE** / *BROWN CORD Ø10*	100 ML
13.0160001043	**CORDONE Ø MM.10 BEIGE COL.3** / *BEIGE CORD Ø10*	100 ML
13.0160001048	**CORDONE Ø MM.10 GIALLO ORO COL.10** / *GOLD YELLOW CORD Ø10*	100 ML

ART. - ITEM
14.60

Antitarlo COMPLET PMC18563
COMPLET PMC 18563 woodworm

Formulato speciale per la protezione di mobili antichi, sculture lignee, cornici. travature, pavimenti in parquet. Inodore ed incolore. Lunghissima permanenza ed efficacia nel legno (10 anni min). Non sviluppa gas nocivi nè provoca allergie per l'operatore.Non corrosivo per metalli o leghe. Non danneggia la lucidatura a cera o a gommalacca. Non lascia alcuna untuosità o residui.Può essere mescolato all'olio paglierino. Non altera i rivestimenti di stoffe antiche o di carta. Salvaguarda il legno da funghi, alghe o batteri. Il legno è riverniciabile dopo 12-24 ore (secondo la temperatura ambiente).
Formulated for the special protection of antique furnitures, wooden sculptures, wooden picture frames. beams, wooden floors. Odourless and colourless. Long persistence and wood effectiveness (10 years minimum). Does not emit harmful gases nor cause allergies for the operators. Non-corrosive to metals or alloys. It does not damage the polishing wax or shellac. Leaves no residue or greasiness. It can be mixed with oil colour. It does not alter the coverings of antique fabrics or paper. Protects the wood from fungi, algae or bacteria. The wood could be painted over after 12-24 hours (depending on temperature).



COD.	DESCRIZIONE / DESCRIPTION	
14.0000000060	**ANTITARLO PMC 18563 COMPLET 1 LT** / *COMPLET ANTI WOODWORM 1 LT*	1 PZ
14.0000000061	**ANTITARLO PMC 18563 COMPLET 5 LT** / *COMPLET ANTI WOODWORM 5 LT*	1 PZ
14.0000000062	**ANTITARLO PMC 18563 COMPLET 30 LT** / *COMPLET ANTI WOODWORM 30 LT*	1 PZ

ART. - ITEM
14.0614

Antitarlo TIMPEST
TIMPEST Woodworm

Antitarlo inodore, dotato di efficacia e persistenza nella lotta contro i tarli del legno. Agisce per contatto ed ingestione.
Anti-woodworm odourless, with persistence and effectiveness in the fight against woodworm. It acts by contact and ingestion.



COD.	DESCRIZIONE / DESCRIPTION	
14.0614I01000	**ANTITARLO N.TIMPEST LT.10 INODORE** / *ANTI-WOODWORM TIMPEST ODOURLESS 10LT*	1 PZ
14.0614I02500	**ANTITARLO N.TIMPEST LT.2,5 INODORE** / *ANTI-WOODWORM TIMPEST ODOURLESS 2,5LT*	1 PZ
14.0614I05000	**ANTITARLO N.TIMPEST DA ML.500 INODORE** / *ANTI-WOODWORM TIMPEST ODOURLESS 500ML*	1 PZ
14.0614I10000	**ANTITARLO N.TIMPEST DA LT.1 INODORE** / *ANTI-WOODWORM TIMPEST ODOURLESS 1LT*	1 PZ
14.0614IS2500	**ANTITARLO N.TIMPEST ML.250 INODORE SPRAY** / *ANTI-WOODWORM SPRAY ODOURLESS 250ML*	1 PZ

ART. - ITEM
14.01

Scivolante per legno
Wood slipping

Indispensabile per gli operatori che lavorano il legno, in quanto facilita la manovrabilità del legno nelle attrezzature, evitando l'attrito tra il legno e il piano di lavoro. L'utilizzo è molto semplice, grazie al suo spruzzino indistruttibile. Viene spruzzato nei piani di lavoro e in tutte le situazioni con problemi di attrito.
Suitable for craftmen who work with wood because it facilitates the handling of the wood panels, avoiding the friction between the wood and the work-plan. The usage is very simple, thanks to its strong spray system. It is used on work plans and in all situations with friction problems.



COD.	DESCRIZIONE / DESCRIPTION	
14.0000000001	**SCIVOLANTE PER LEGNO CON SPRUZZINO 1 LT** / *WOOD SLIP WITH SPRINKLER 1 LT*	1 PZ
14.0000000002	**SCIVOLANTE PER LEGNO 5 LT** / *WOOD SLIP 5 LT*	1 PZ

ART. - ITEM
14.BX400

Paraffina
Paraffin

Paraffina con punto di fusione 56/58°C. Saponette da 200g.
Paraffin with a melting point of 56/58°C. 200g bars of soap.



COD.	DESCRIZIONE / DESCRIPTION		
BX400	**PARAFFINA GR.200** / *PARAFFIN 200G*	1 PZ	25 PZ

ART. - ITEM
14.20

Sverniciatore esente da DICLOROMETANO
Paint remover DICHLOROMETHANE free

Prodotto a base di solventi organici esente da Diclorometano. Si presenta come un prodotto pastoso con una viscosità tale da poter essere applicato sia su superfici orizzontali sia verticali. E' efficace su vernici sintetiche,ad olio,vernici alla nitrocellulosa, acriliche, poliesteri, poliuretaniche, smalti a freddo e a forno, idropitture murali, stucchi, collanti per moquette e parquet.
Organic solvents based product. Dichloromethane free. It looks like a pasty product that can be applied both on horizontal and vertical surfaces. It can be used on synthetic paints, oil paints, nitro-cellulose paints, acrylic paints, polyesters, polyurethanes, enamels, wall paints, putties, adhesives for parquet.



COD.	DESCRIZIONE / DESCRIPTION	
14.0000000020	**SVERNICIATORE 2011 ES.CLORURATI 750ML** / *PAINT REMOVER CLORURATES FREE 750 ML*	1 PZ
14.0000000021	**SVERNICIATORE 2011 ES.CLORURATI 4 LT** / *PAINT REMOVER CLORURATES FREE 4 LT*	1 PZ

ART. - ITEM
08.0346

Lana di acciaio grossa
Harsh steel wool

Utilizzata quasi esclusivamente per asportare le vernici dopo l'applicazione dello sverniciante, può essere usata anche per asportare patine antichizzanti ottenendo un effetto più marcato e irregolare.
It is exclusively used for the paint removal after application of paint stripper, it can also be used to remove antigue patinas obtaining more marked and irregular effect.



DATI TECNICI/TECHNICAL DATA mm
Grana Grossa

COD.	DESCRIZIONE / DESCRIPTION	
08.0346000100	**LANA ACCIAIO GROSSA NAZIONALE 2,5KG** / *NATIONAL HARSH STEEL WOOL 2,5KG*	1 PZ

ART. - ITEM
14.43

Lana d'acciaio AMERICANA
AMERICAN steel wool

E' una lana d'acciaio a grana fine, ideale per pulire, lavorare e lucidare legno, metallo e le superfici verniciate in genere, non aggredisce il legno ed è indispensabile sia per pulire un mobile che per spagliettare tra una mano e l'altra di vernice per favorire l'adesione della vernice di finitura.
It's a fine grain steel wool, suitable for cleaning and polishing of wood, metal and painted surfaces in general, does not attack wood. It is suitable both to clean and polish surface after first-hand painting to promote adhesion of the final paint.



DATI TECNICI/TECHNICAL DATA mm
Grana Fine

COD.	DESCRIZIONE / DESCRIPTION	
14.0000000043	**LANA ACCIAIO MOBILIERI 000 FINA 5KG** / *AMERICAN FINE STEEL WOOL 5 KG*	1 PZ

ART. - ITEM
14.40

Paglietta extra fine 0000
Extra fine 000 steel wool

Paglietta finissima utilizzata per spagliettare l'ultima mano di vernice prima di applicare la cera, oppure per stendere direttamente la cera senza l'utilizzo del pennello.
Fine steel wool used for brushing the final coat of paint before applying the wax or to wax directly without brush using.



DATI TECNICI/TECHNICAL DATA mm

Grana Extrafine

COD.	DESCRIZIONE / DESCRIPTION	
08.0346000400	**LANA ACCIAIO 0000 EXTRA FINE 6KG** / *EXTRA FINE STEEL WOOL 0000 6KG*	1 PZ
14.0000000040	**LANA ACCIAIO 0000 EXTRA FINE 1KG** / *EXTRA FINE STEEL WOOL 0000 1 KG*	1 PZ

ART. - ITEM
08.0346B

Lana d'acciaio tipo fine
Fine steel wool

Matassina di lana d'acciaio finissima ideale per pulire e lucidare oggetti di legno e/o metallo. Non graffia, elimina facilmente le vecchie macchie di cera e sporco. Serve per ottenere una perfetta levigatura della superficie e per favorire l'adesione della vernice di finitura. Si usa bagnata con il decerante per pulire la superficie dei mobili cerati o per tirare e lucidare la cera d'api in pa sta.
Very fine steel wool ideal for cleaning and polishing wood or metal objectsl. No-scratch, easily removes the old wax and dirt stains. Need to get a perfectly smooth surface and to facilitate adhesion of the paint finishing. Use it wet with wax remover to clean the surface of the furniture or to wax with beeswax polish paste.



DATI TECNICI/TECHNICAL DATA mm

Grana Fine

COD.	DESCRIZIONE / DESCRIPTION	
08.0346012500	**LANA ACCIAIO TIPO FINE BUSTA GR.125** / *FINE STEEL WOOD 125G*	1 PZ

ART. - ITEM
14.0170

Foglio carta
Sheet paper

Carta per decorazione.
Decoration paper.



COD.	DESCRIZIONE / DESCRIPTION		
14.0170E05700	**FOGLIO CARTA 50X70 FIORENT.GIGLIO MARR.** / *PAPER "FLORENCE" CM.50X70 BROWN LILY*	20 PZ	250 PZ
14.0170E10700	**FOGLIO CARTA 100X70 FIORENT.GIGLIO MARR.** / *PAPER "FLORENCE" CM.100X75 BROWN LILY*	20 PZ	250 PZ
14.0170E107CM	**FOGLIO CARTA 100X70 FIORENT. EDERA MARR.** / *PAPER "FLORENCE" CM.100X75 BROWN IVY*	20 PZ	250 PZ
14.0170E107GV	**FOGLIO CARTA 100X70 FIORENT.GIGLIO VERDE** / *PAPER "FLORENCE" CM.100X75 GREEN LILY*	20 PZ	250 PZ

ART. - ITEM
14.3000

Pennarello permanente
Permanent marker

Pennarello a vernice inodore. Effetto smalto, perfettamente coprente. Resistente all'acqua, alla luce, al calore ed allo strofinamento. A rapida essiccazione.
Odorless varnishing marker. Enamel effect, perfectly opaque. Water, light, heat and rubbing resistant. Quick drying.



COD.	DESCRIZIONE / DESCRIPTION		
3000	**PENNARELLO EDDING UNI PAINT BIANCO** / *WHITE EDDING UNI PAINT MARKER*	1 PZ	10 PZ
3000/A	**PENNARELLO EDDING UNI PAINT ARGENTO** / *SILVER EDDING UNI PAINT MARKER*	1 PZ	10 PZ
3000/N	**PENNARELLO EDDING UNI PAINT NERO** / *BLACK EDDING UNI PAINT MARKER*	1 PZ	10 PZ

ART. - ITEM
14.S157

Sbloccante 7 funzioni
7 functions unlocking

Spray 7 funzioni con valvola erogatrice a 360°: sbloccante, protettivo, lubrificante, penetrante, sgrassante, resistente alle alte temperature, anticorrosivo. Con MOS2 e grafite possiede un potere ultra lubrificante, ultra sbloccante e ultra penetrante ed è perfettamente adatto in officina, in casa, in garage, in giardino, nella nautica, nell'industria pesante ovunque ci sia un meccanismo che necessita di manutenzione.
Unlocking / lubricant spray with 7 functions with 360° dispensing valve: unblocking, protective, lubricating, penetrating, degreasing, high temperature resistant, non-corrosive. Thanks to MOS2 and graphite, it has a ultra power, ultra lubricant, ultra penetrating and unlocking capacity; it is perfectly suited for workshop, home, garage, garden, in the marine, heavy industry or wherever there is a mechanism that requires maintenance.



COD.	DESCRIZIONE / DESCRIPTION	
14.S157000000	**SBLOCCANTE LUBRIFICANTE 7 FUNZIONI 500ML** */ 7 FUNCTIONS LUBRICANT RELEASING AGENT*	1 PZ

ART. - ITEM
14.67641

Svitol
Svitol

Prodotto multiuso studiato per risolvere i problemi di sbloccaggio, lubrificazione, protezione di tutte le superfici metalliche in officina, casa, auto, fai da te e durante ogni genere di lavoro. In ognuna delle sue funzioni raggiunge prestazioni eccellenti che lo portano a garantire l'uso in diversi campi di applicazione: manutenzione industriale, ripristino funzionalità, elettromeccanica, ecc.
Multi-purpose product designed to solve the problems of release, lubrication, protection of all metal surfaces in the shop, home, car, DIY and during any kind of work. In each of its functions achieves excellent performance which lead him to ensure use in various fields of application: industrial maintenance, restoration functionality, electromechanical, etc.



COD.	DESCRIZIONE / DESCRIPTION	
676 4127	**BARATTOLO SVITOL ML.200** */ SVITOL SPRAY 200ML*	1 PZ
676 4128	**BARATTOLO SVITOL ML.400** */ SVITOL SPRAY 400ML*	1 PZ

ART. - ITEM
14.2180

Svitol TECHNIK GRASSO
TECHNIK GREASE svitol

Elevata adesività, non cola. Elimina l'attrito ed è particolarmente utile nella fase di avviamento. Resiste all'acqua, salata e dolce. Valvola 360°.
High adhesion, no-drip. Eliminates friction and it is particularly useful in the initial stage. Water resistant. 360° valve.



COD.	DESCRIZIONE / DESCRIPTION	
676 2180	**SVITOL TECHNIK GRASSO SPRAY ML.200** / *SVITOL TECHNIK SPRAY GREASE 200ML*	1 PZ

ART. - ITEM
14.2190

Svitol TECHNIK SERRATURE
TECHNIK LOCKS svitol

Ottime capacità antiruggine. Ideale per difendere serrature e lucchetti esposti a condizioni atmosferiche particolarmente gravose come forte umidità, nebbia, salsedine. Le proprietà lubrificanti del PTFE contribuiscono a mantenerne l'efficienza nel tempo.
Excellent antirust properties. Ideal for defending locks and padlocks from harsh weather conditions such as high humidity, fog, saltiness. The lubricating properties of PTFE contribute to maintain a durable high efficiency.



COD.	DESCRIZIONE / DESCRIPTION	
676 2190	**SVITOL TECHNIK SERRATURE SPRAY ML.200** / *SVITOL TECHNIK LOCK SPRAY 200ML*	1 PZ

ART. - ITEM
14.2182

Svitol TECHNIK SILIKON
TECHNIK SILIKON svitol

Lubrifica e protegge materiali non ferrosi, parti in gomma o plastica. Espelle l'umidità, protegge dal gelo serrature e meccanismi. Isola e impermeabilizza: respinge acqua ed umidità. Non macchia. Rende idrorepellenti i materiali con i quali viene in contatto come scarponi, borse, ecc. Valvola 360°.
Svitol Technik Silikon Spray protects electrical systems against moisture and corrosion. Protects washers and parts in rubber and plastic. Anti-adhesive.



COD.	DESCRIZIONE / DESCRIPTION	
676 2182	**SVITOL TECHNIK SILIKON SPRAY ML.200** / *SVITOL TECHNIK SILIKON SPRAY 200ML*	1 PZ

15 Dispositivi di protezione individuali (DPI) *Personal protective equipment (PPE)*

		PAG.
  	**Protezione delle mani** *Hand protection*	**781÷783**
  	**Protezione delle vie respiratorie** *Breathing protection*	**784÷785**
  	**Protezione dell'udito e degli occhi** *Eyes and hearing protection*	**786÷787**
 	**Protezione dei piedi** *Foot protection*	**788**

INDICE *INDEX*

Cod.	Pag.
07.0670000000	784
15.0010020000	787
15.0071400800	783
15.0071400900	783
15.0071401000	783
15.0072480800	783
15.0072480900	783
15.0072481000	783
15.0072520800	783
15.0072520900	783
15.0072521000	783
15.0072570800	782
15.0072570900	782
15.0072571000	782
15.0072830800	781
15.0072830900	781
15.0072831000	781
15.0072850854	781
15.0072850954	781
15.0072851054	781
15.0073220000	785
15.0078120000	784
15.0078220000	784
15.0087320000	785
15.0090950000	786
15.0091040000	787
15.0116270800	782
15.0116270900	782
15.0116271000	782
15.0302103800	788
15.0302103900	788
15.0302104000	788
15.0302104100	788
15.0302104200	788
15.0302104300	788
15.0302104400	788
15.0302104500	788
15.0302104600	788
15.0860020000	786
15.0860120000	786
15.0860130000	786
15.Q199703800	788
15.Q199703900	788
15.Q199704000	788
15.Q199704100	788
15.Q199704200	788
15.Q199704300	788
15.Q199704400	788
15.Q199704500	788
15.Q199704600	788

ART. - ITEM
15.00728

Guanto in nylon
Nylon glove

Guanto in filo continuo nylon, palmo rivestito in poliuretano. La spalmatura in poliuretano consente di mantenere eccellenti resistenze all'abrasione senza alcuna rinuncia alla sensibilità delle dita. Il guanto è traspirante anche sul palmo.
Glove in continuous nylon thread, polyurethane coated palm. The polyurethane coating allows you to maintain excellent abrasion resistance without any renunciation of the sensitivity of the fingers. The glove is also breathable in the palm.



EN 388
4131
CE

DATI TECNICI/TECHNICAL DATA mm

8 9 10

COD.	DESCRIZIONE / DESCRIPTION	
15.0072850854	**GUANTO 30600 RIV.IN PU TG.8 PIT.4131** */ GREY POLYURETHANE COATED GLOVE SIZE 8*	1 PA
15.0072850954	**GUANTO 30600 RIV.IN PU TG.9 PIT.4131 GR** */ GREY POLYURETHANE COATED GLOVE SIZE 9*	1 PA
15.0072851054	**GUANTO 30600 RIV.IN PU TG.10 PIT.4131 GR** */ GREY POLYURETHANE COATED GLOVE SIZE 10*	1 PA

ART. - ITEM
15.007283

Guanto in nylon rugoso
Wrinkled nylon glove

Guanto in filo continuo nylon, palmo rivestito in nitrile microporoso. L'effetto sabbia conferisce al guanto una presa sicura nella manipolazione di oggetti oleosi. Il guanto ha eccellente sensibilità e buone resistenze all'ab rasione. Il Foam è un trattamento che rende microporoso il nitrile garantendo l'impermeabilità del palmo (anche agli olii). Tipica della spalmatura in nitrile è la traspirabilità anche nel palmo stesso.
Glove in continuous nylon thread, coated palm foam nitrile. The effect of sand gives the glove a secure grip for handling oily parts. The glove has excellent sensitivity and good resistance to abrasion. The Foam is a treatment that makes the nitrile microporous ensuring the impermeability of the palm (including oils). Typical of the coated nitrile is also the breathability in the palm itself.



EN 388
4131
CE

DATI TECNICI/TECHNICAL DATA mm

8 9 10

COD.	DESCRIZIONE / DESCRIPTION	
15.0072830800	**GUANTO RIVESTITO NITRILE TG.8 EN-388** */ NITRILE FOAM COATED GLOVE SIZE 8 EN-388*	1 PA
15.0072830900	**GUANTO RIVESTITO NITRILE TG.9 EN-388** */ NITRILE FOAM COATED GLOVE SIZE 9 EN-388*	1 PA
15.0072831000	**GUANTO RIVESTITO NITRILE TG.10 EN-388** */ NITRILE FOAM COATED GLOVE SIZE 10 EN-388*	1 PA

ART. - ITEM
15.00725

Guanto antitaglio
Cut resistant glove

Guanto antitaglio nylon rivestito PU. Guanto per usi speciali in filo continuo ad altissima tenacità, palmo rivestito in poliuretano. Il filo ad alta tenacità garantisce la massima resistenza al taglio mentre la spalmatura in PU permette un'eccellente resistenza all'abrasione e traspirabilità anche nel palmo.
Anti-cut nylon glove PU coated. Glove for special use in continuous thread high tenacity, palm coated with polyurethane. The high tenacity yarn provides maximum cut resistance while the PU coating provides excellent abrasion resistance and breathability even in the palm.



EN 388 4542 | EN 388:2016 4442C | CE

DATI TECNICI/TECHNICAL DATA mm

8 9 10

COD.	DESCRIZIONE / DESCRIPTION	
15.0072570800	**GUANTO ANTIT.IN PU 30860 TG.8 PIT.4442** / *ANTI-CUT GLOVE SIZE 8 4442*	1 PA
15.0072570900	**GUANTO ANTIT.IN PU 30860 TG.9 PIT.4442** / *ANTI-CUT GLOVE SIZE 9 4442*	1 PA
15.0072571000	**GUANTO ANTIT.IN PU 30860 TG.10 PIT.4442** / *ANTI-CUT GLOVE SIZE 10 4442*	1 PA

ART. - ITEM
15.01162

Guanto antitaglio CUT3
CUT3 resistant glove

Guanto per usi speciali in filo continuo ad altissima tenacità, palmo rivestito in poliuretano. Il filo ad alta tenacità garantisce la massima resistenza al taglio mentre la spalmatura in PU garantisce un'eccellente destrezza.
Glove for special use in continuous high tenacity thread, palm coated with polyurethane. The high tenacity yarn provides maximum cut resistance while the PU coating provides excellent dexterity.



EN 388 4342 | EN 388:2016 4242B | CE

DATI TECNICI/TECHNICAL DATA mm

8 9 10

COD.	DESCRIZIONE / DESCRIPTION	
15.0116270800	**GUANTO ANTIT.IN PU 30840 TG.8 PIT.4342** / *DYNEEMA HYFLEX GLOVE SIZE 8 4342*	1 PA
15.0116270900	**GUANTO ANTIT.IN PU 30840 TG.9 PIT.4342** / *DYNEEMA HYFLEX GLOVE SIZE 9 4342*	1 PA
15.0116271000	**GUANTO ANTIT.IN PU 30840 TG.10 PIT.4342** / *DYNEEMA HYFLEX GLOVE SIZE 10 4342*	1 PA

ART. - ITEM
15.00714

Guanto in pelle fiore bovino
Cow grain leather glove

Guanto con palmo e dorso in pieno fiore bovino, orlato sul fondo e con elastico sul dorso. Offre morbidezza, comfort e grande destrezza. Buona resistenza all'abrasione ed allo strappo.
Glove with palm and back in full bovine leather, edged with elastic on the bottom and on the back. It offers softness, comfort and great dexterity. Good resistance to abrasion and tearing.

DATI TECNICI/TECHNICAL DATA mm
8 9 10



EN 388-2016
2132X
CE

COD.	DESCRIZIONE / DESCRIPTION	
15.0071400800	**GUANTO FIORE SEMP.11110 TG.8 PIT.2132** / *BOVINE LEATHER GLOVE SIZE 8 2132*	1 PA
15.0071400900	**GUANTO FIORE SEMP.11110 TG.9 PIT.2132** / *BOVINE LEATHER GLOVE SIZE 9 2132*	1 PA
15.0071401000	**GUANTO FIORE SEMP.11110 TG.10 PIT.2132** / *BOVINE LEATHER GLOVE SIZE 10 2132*	1 PA

ART. - ITEM
15.00724

Guanto monouso in lattice
Disposable latex glove

Guanto monouso in lattice naturale di ottima qualità, ambidestro, leggero ed elastico, trattamento interno con polvere antisudore. Rischi minimi.
Disposable natural latex glove with excellent quality, ambidextrous, light and elastic with anti-sweat powder. Minimal risks.

DATI TECNICI/TECHNICAL DATA mm
M L XL



COD.	DESCRIZIONE / DESCRIPTION	
15.0072480800	**GUANTO LATTICE MONOUSO 33053 TG.M 100 PZ** / *DISPOSABLE LATEX GLOVE SIZE M 100PCS*	100 PZ
15.0072480900	**GUANTO LATTICE MONOUSO 33053 TG.L 100 PZ** / *DISPOSABLE LATEX GLOVE SIZE L 100PCS*	100 PZ
15.0072481000	**GUANTO LATTICE MONOUSO 33053 TG.XL 100PZ** / *DISPOSABLE LATEX GLOVE SIZE XL 100PCS*	100 PZ

ART. - ITEM
15.007252

Guanto monouso in nitrile
Disposable nitrile glove

Guanto monouso con trattamento antisudore. Il nitrile garantisce la migliore resistenza in presenza di olii e benzine. Utilizzabile nei casi di allergie al lattice.
Disposable glove with anti-sweat powder. The nitrile ensures the best resistance with oils and fuels. Can be used in cases of latex allergies.

DATI TECNICI/TECHNICAL DATA mm
M L XL



COD.	DESCRIZIONE / DESCRIPTION	
15.0072520800	**GUANTO MONOUSO IN NITRILE TG.M 100 PZ.** / *DISPOSABLE NITRILE GLOVE SIZE M 100PCS*	100 PZ
15.0072520900	**GUANTO MONOUSO IN NITRILE TG.L 100 PZ.** / *DISPOSABLE NITRILE GLOVE SIZE L 100PCS*	100 PZ
15.0072521000	**GUANTO MONOUSO IN NITRILE TG.XL 100 PZ** / *DISPOSABLE NITRILE GLOVE SIZE XL 100PCS*	100 PZ

ART. - ITEM
15.0670

Facciale filtrante USA e GETTA
Throwaway filtering mask

Facciale filtrante USA e GETTA per rischi minimi.
Throwaway filtering mask



COD.	DESCRIZIONE / DESCRIPTION	
07.0670000000	**MASCHERINA ANTIPOLVERE USA E GETTA 50PZ** / *THROWAWAY FILTERING MASK 50PCS*	1 CF

ART. - ITEM
15.00781

Facciale filtrante con valvola
Filtering mask with valve

Facciale filtrante per polveri poco tossiche, nebbie e fumi a base acquosa. Il livello di protezione è pari a 4,5 volte il TLV (valore limite di soglia pericolosità). La mascherina è dotata di valvola di espirazione.
Filtering mask for little-toxic dusts, water-based mists and fumes. The security level is equal to 4.5 times the TLV (threshold limit value dangerousness). The mask is equipped with an exhalation valve.



COD.	DESCRIZIONE / DESCRIPTION	
15.0078120000	**FACCIALE FILTR.C/V. M110 FFP1 BOX 12 PZ.** / *FILTEIRNG MASK W/VALVE M110 FFP1 12PCS*	1 CF

ART. - ITEM
15.00782

Facciale filtrante con valvola
Filtering mask with valve

Facciale filtrante per polveri tossiche, nebbie e fumi a base acquosa. Il livello di protezione è pari a 12 volte il TLV (valore limite di soglia pericolosità). La mascherina è dotata di valvola di espirazione.
Filtering mask for toxic dusts, mists and fumes water-based. The security level is equal to 12 times the TLV (threshold limit value dangerousness). The mask is equipped with an exhalation valve.



COD.	DESCRIZIONE / DESCRIPTION	
15.0078220000	**FACCIALE FILT.M130 FFP2 C/VALV.BOX 12 PZ** / *FILTERING MASK W/VALVE M130 FFP2 12PCS*	1 CF

ART. - ITEM
15.00873

Facciale filtrante con valvola
Filtering mask with valve

Facciale filtrante per polveri molto tossiche (es. amianto, cemento, quarzo), nebbie e fumi a base acquosa. Il livello di protezione è pari a 50 volte il TLV (valore limite di soglia pericolosità).
Filtering mask for very toxic dusts (eg, asbestos, cement, quartz), water-based mists and fumes. The security level is equal to 50 times the TLV (threshold limit value dangerousness).



COD.	DESCRIZIONE / DESCRIPTION	
15.0087320000	**FACCIALE FILTRANTE M170 FFP3 BOX 5 PZ.** */ FILTERING MASK M170 FFP3 BOX 5PCS*	1 CF

ART. - ITEM
15.00732

Facciale filtrante per polveri e odori fastidiosi
Filtering mask for dusts and odors

Facciale filtrante per polveri tossiche, nebbie e fumi a base acquosa. Il livello di protezione è pari a 12 volte il TLV (valore limite di soglia pericolosità). La mascherina è dotata di valvola di espirazione e di uno strato intermedio di carboni attivi. Consigliata per fumi di saldatura leggera e in presenza di odori sgradevoli.
Filtering mask for toxic dusts, mists and fumes water-based. The security level is equal to 12 times the TLV (threshold limit value dangerousness). The mask is equipped with an exhalation valve and an intermediate layer of active carbon. Recommended for welding fumes and unpleasant odors.



COD.	DESCRIZIONE / DESCRIPTION	
15.0073220000	**FACCIALE FILTRANTE M160 FFP2 BOX 12 PZ.** */ FILTERING MASK M160 FFP2 BOX 12PCS*	1 CF

ART. - ITEM
15.00909

Cuffia antirumore
Earmuffs

Cuffia antirumore che si caratterizza per la possibilità di ruotare l'archetto in tre posizioni. Permette l'utilizzo combinato con elmetti, protezione delle vie respiratorie ed altri dispositivi. I cuscinetti estremamente morbidi assicurano un comfort prolungato. Regolazione delle coppe in altezza.
Earmuff that is characterized by the ability to rotate the headband in three positions. Allows the combined use with helmets, respiratory protection and other devices. The extremely soft pads ensure a long-lasting comfort. Adjustable cups height.



COD.	DESCRIZIONE / DESCRIPTION	
15.0090950000	**CUFFIA ANTIRUMORE SNR 27dB** / *SAFETY EARMUFFS SNR 27dB*	1 PZ

ART. - ITEM
15.0860

Inserti auricolari con cordino
Earplugs with cord

Inserti auricolari preformati con cordino. Particolarmente confortevoli. Triple flange brevettate, lavabili e riutilizzabili.
Preshaped earplugs with cord. Particularly comfortable. Patented triple fringes,washable and reusable



COD.	DESCRIZIONE / DESCRIPTION	
15.0860020000	**INSERTI AURICOLARI C/CORDINO SNR:32dB** / *EARPLUGS WITH CORD SNR:32dB*	1 PZ

ART. - ITEM
15.086012

Inserti auricolari con archetto
Earplugs with arch

Semiauricolare ad espansione con archetto. Leggerissimo e confortevole, ideale per uso discontinuo in ambienti rumorosi. Ideale come dispositivo usa e getta. SNR: 21 dB
Expansion semi-earplugs with arch. Lightweight and comfortable, ideal for intermittent use in noisy environments. SNR: 21 dB



COD.	DESCRIZIONE / DESCRIPTION	
15.0860120000	**INSERTI AURICOLARI C/ARCHETTO SNR 21dB** / *EARPLUGS WITH ARCH SNR 21dB*	1 PZ
15.0860130000	**INSERTI RICAMBIO PER ARCHETTO (10 PAIA)** / *REPLACEMENT EARCAPS FOR ARCH (10 PAIRS)*	1 CF

ART. - ITEM
15.00100

Inserti auricolari monouso
Disposable earplugs

Inserti auricolari in morbido PVC a lenta espansione. Eccellente e costante attenuazione. Confortevoli per tutta la giornata, si adatta alla maggior parte dei canali auricolari. Non irrita, resistente all'umidità. Riciclabili al 100%.
Earplugs made of soft PVC with slow expansion.Excellent and constant attenuation. Comfortable throughout the day, it adapts to most ear canals. It does not irritate, resistant to moisture. 100% recyclable.





COD.	DESCRIZIONE / DESCRIPTION	
15.0010020000	**INSERTI AURICOLARI MORBIDI SNR 28 dB** / *DISPOSABLE EAR PLUGS SNR 28 dB*	1 PA

ART. - ITEM
15.00910

Occhiale di protezione
Protective eyewear

Occhiale in policarbonato monolente leggero e compatto. Trattamento antigraffio e antiappannante. Astine con doppia regolazione in lunghezza ed in altezza.
Polycarbonate glasses with single lens. Lightweight and compact. Anti-scratch and anti-fog. Adjustable length and height.



COD.	DESCRIZIONE / DESCRIPTION	
15.0091040000	**OCCHIALE IN POLICARBONATO REGOLABILE** / *ADJUSTABLE POLYCARBONATE SAFETY GLASS*	1 PZ

ART. - ITEM
15.1997

Calzatura LOTTO JUMP 500
LOTTO JUMP 500 shoe

Calzatura antinfortunistica S1P SRC colore Avio/Giallo. Tomaia in Nubuck e tessuto traspirante, fodera air mesh antiscalzante in microfibra, sottopiede in polietilene anatomico + EVA, suola in poliuretano bidensità, suoletta antiperforazione zero in tessuto ad alta flessibilità, puntale in alluminio ALcap.
Safety shoe S1P SRC avio/yellow color. Breathable fabric, antisizing air mesh lining in microfibre, anatomic polyethylene insole + EVA, sole in double density polyurethane, zero antiperforation insole in hight fabric flexibility, aluminum cal ALcap.



DATI TECNICI/TECHNICAL DATA mm

	38	39	40	41	42	43	44	45	46

COD.	DESCRIZIONE / DESCRIPTION	
15.Q199703800	**CALZATURA ANTINF.JUMP 500 S1P TG.38** / *SAFETY SHOE JUMP 500 S1P SIZE 38*	1 PA
15.Q199703900	**CALZATURA ANTINF.JUMP 500 S1P TG.39** / *SAFETY SHOE JUMP 500 S1P SIZE 39*	1 PA
15.Q199704000	**CALZATURA ANTINF.JUMP 500 S1P TG.40** / *SAFETY SHOE JUMP 500 S1P SIZE 40*	1 PA
15.Q199704100	**CALZATURA ANTINF.JUMP 500 S1P TG.41** / *SAFETY SHOE JUMP 500 S1P SIZE 41*	1 PA
15.Q199704200	**CALZATURA ANTINF.JUMP 500 S1P TG.42** / *SAFETY SHOE JUMP 500 S1P SIZE 42*	1 PA
15.Q199704300	**CALZATURA ANTINF.JUMP 500 S1P TG.43** / *SAFETY SHOE JUMP 500 S1P SIZE 43*	1 PA
15.Q199704400	**CALZATURA ANTINF.JUMP 500 S1P TG.44** / *SAFETY SHOE JUMP 500 S1P SIZE 44*	1 PA
15.Q199704500	**CALZATURA ANTINF.JUMP 500 S1P TG.45** / *SAFETY SHOE JUMP 500 S1P SIZE 45*	1 PA
15.Q199704600	**CALZATURA ANTINF.JUMP 500 S1P TG.46** / *SAFETY SHOE JUMP 500 S1P SIZE 46*	1 PA

ART. - ITEM
15.03021

Calzatura BASSA ORO
Safety shoe ORO

Calzatura antinfortunistica S1P SRC in pelle scamosciata grigia e tessuto cordura fodera traspirante ad elevata permeabilità al vapore. Suola in poliuretano bidensità, antishock, antiolio, antiacido e antiscivolo, puntale acciaio res.200 J. Lamina tessuto antiperforazione.
Safety shoe S1P SRC in grey suede and cordura fabric breathable lining with hig h vapor permeability. Dual density polyurethane sole, antishock, anti-oil, antacid and anti-slip, steel toe cap 200J. Antiperforation fabric.



DATI TECNICI/TECHNICAL DATA mm

	38	39	40	41	42	43	44	45	46

COD.	DESCRIZIONE / DESCRIPTION	
15.0302103800	**CALZATURA ANTINF.BASSA ORO P/C S1P TG.38** / *SAFETY SHOE S1P SIZE 38*	1 PA
15.0302103900	**CALZATURA ANTINF.BASSA ORO P/C S1P TG.39** / *SAFETY SHOE S1P SIZE 39*	1 PA
15.0302104000	**CALZATURA ANTINF.BASSA ORO P/C S1P TG.40** / *SAFETY SHOE S1P SIZE 40*	1 PA
15.0302104100	**CALZATURA ANTINF.BASSA ORO P/C S1P TG.41** / *SAFETY SHOE S1P SIZE 41*	1 PA
15.0302104200	**CALZATURA ANTINF.BASSA ORO P/C S1P TG.42** / *SAFETY SHOE S1P SIZE 42*	1 PA
15.0302104300	**CALZATURA ANTINF.BASSA ORO P/C S1P TG.43** / *SAFETY SHOE S1P SIZE 43*	1 PA
15.0302104400	**CALZATURA ANTINF.BASSA ORO P/C S1P TG.44** / *SAFETY SHOE S1P SIZE 44*	1 PA
15.0302104500	**CALZATURA ANTINF.BASSA ORO P/C S1P TG.45** / *SAFETY SHOE S1P SIZE 45*	1 PA
15.0302104600	**CALZATURA ANTINF.BASSA ORO P/C S1P TG.46** / *SAFETY SHOE S1P SIZE 46*	1 PA

INDICE *INDEX*

Cod.	Pag.	01.0909175600	52	01.4222000002	81	01.4380328006	95
01.0050001103	69	01.0909176700	52	01.4222000003	81	01.4390504001	95
01.0050001401	69	01.0909176800	52	01.4222000004	81	01.43905S4001	95
01.0050001402	69	01.0909180300	55	01.4230000003	87	01.4392504001	95
01.0050001602	69	01.0909180500	55	01.4246000000	81	01.43925S4001	95
01.0050000901	69	01.0909181700	56	01.4246000011	81	01.4396404001	96
01.0050000902	69	01.0909181800	56	01.4304010902	87	01.4396404002	96
01.0050000903	69	01.0909182000	53	01.4304010904	87	01.4396504000	96
01.0050000904	69	01.0909182200	54	01.4306T00603	87	01.4396504001	96
01.0050001101	69	01.0909954000	52	01.4309001802	88	01.4396S44001	96
01.0050001104	69	01.0909955000	52	01.4309001804	88	01.4396S44002	96
01.0056000904	69	01.2029000C04	79	01.4309001808	88	01.4396S54000	96
01.0056M00904	70	01.2029S00C04	79	01.4309002401	88	01.4396S54001	96
01.0057000901	70	01.2030000C04	79	01.4309002402	88	01.4398404001	96
01.0057000902	70	01.2030S00C04	79	01.4309002404	88	01.4398504000	96
01.0057000904	70	01.2031000C04	79	01.4309002408	88	01.4398504001	96
01.0064000901	71	01.2031S00C04	79	01.4309F02401	88	01.4398S44001	96
01.0064000903	71	01.20330C3003	77	01.4315008001	89	01.4398S54000	96
01.0064001101	71	01.20330C3004	77	01.4315008002	89	01.4398S54001	96
01.0064001104	71	01.2033SC3003	77	01.4315010501	89	01.4400504001	97
01.0064001111	71	01.2033SC3004	77	01.4315010502	89	01.4400504002	97
01.0064121101	71	01.2047000C04	77	01.4316000002	89	01.4400604001	97
01.0064121104	71	01.2047000C11	77	01.4316000902	89	01.4400S54001	97
01.0065000901	71	01.2047S00C04	77	01.4316000904	89	01.4400S54002	97
01.0065000903	71	01.2047S00C11	77	01.4320000002	89	01.4400S64001	97
01.0065000904	71	01.2057000C00	78	01.4320000004	89	01.4405504000	97
01.0065000908	71	01.2057000C04	78	01.4329000002	90	01.4405504001	97
01.0070000904	72	01.2057S00C00	78	01.4329000004	90	01.4405S54000	97
01.0090000000	74	01.2057S00C04	78	01.4335000001	90	01.4405S54001	97
01.0090P00000	75	01.2058000C04	78	01.4335000002	90	01.4406504000	98
01.0091000000	74	01.2058S00C04	78	01.4335000008	90	01.4406504001	98
01.0091P00000	75	01.2112000C04	78	01.4337000001	90	01.4406S54000	98
01.0092000900	75	01.2112S00C04	78	01.4337000002	90	01.4406S54001	98
01.0092001100	75	01.3419000002	111	01.4337000008	90	01.4410252500	99
01.0100001104	73	01.3990000003	81	01.4341000008	91	01.4410252501	99
01.0104000904	72	01.3990000004	81	01.4342000008	91	01.4410302500	99
01.0114000901	73	01.3990S00003	81	01.4362000008	92	01.4410302501	99
01.0114000902	73	01.3990S00004	81	01.4362000018	92	01.4410303000	99
01.0114000903	73	01.4012000004	80	01.4366000040	462	01.4410303001	99
01.0114000904	73	01.4012S00004	80	01.4366000S41	462	01.4410303008	99
01.0114001101	73	01.4014000004	80	01.4370405501	92	01.4410353500	99
01.0114001103	73	01.4014S00004	80	01.4370405502	92	01.4410353501	99
01.0114001401	73	01.4024000004	80	01.4370S45501	92	01.4410403000	99
01.0114001402	73	01.4024S00004	80	01.4370S45502	92	01.4410403001	99
01.0114001601	73	01.4028000003	83	01.4372405501	93	01.4410403008	99
01.0114001602	73	01.4030000003	83	01.4372556501	93	01.4410403500	99
01.0200000003	74	01.4034000003	84	01.4372S45501	93	01.4410403501	99
01.0200000004	74	01.4060000003	82	01.4372S56501	93	01.4410403508	99
01.0200000013	74	01.4062000003	83	01.4374405501	93	01.4410404000	99
01.0202000S03	76	01.4062000004	83	01.4374S45501	93	01.4410404001	99
01.0202000S04	76	01.40620C0003	83	01.4376308001	94	01.4410404008	99
01.0204000003	76	01.4092000003	85	01.4376308002	94	01.4410503000	99
01.0208000003	76	01.4094000003	85	01.4376308007	94	01.4410503001	99
01.0208S00003	76	01.4096000003	85	01.4376308008	94	01.4410504000	99
01.0907167100	55	01.4098000003	86	01.4376308052	94	01.4410504001	99
01.0908801900	53	01.4100000003	86	01.4378308E01	94	01.4410504008	99
01.0909026000	52	01.4102000003	86	01.4378308E02	94	01.4410505000	99
01.0909027000	52	01.4120000003	84	01.4378308E07	94	01.4410505001	99
01.0909028000	52	01.4128000003	84	01.4378308E08	94	01.4410505008	99
01.0909175300	52	01.4154000003	82	01.4380328001	95	01.4410604000	99
01.0909175500	52	01.4155000003	82	01.4380328003	95	01.4410604001	99

01.4410605000	99	01.4430705502	107	01.4512000009	112	01.4718000801	60
01.4410605001	99	01.4430705509	107	01.4522000001	113	01.4718000808	60
01.4410605008	99	01.4430806000	107	01.4522000002	113	01.4718001501	60
01.4410705500	99	01.4430806009	107	01.4524000001	113	01.4718001508	60
01.4410705501	99	01.4430808002	107	01.4524000002	113	01.4718R00001	60
01.4410T04008	102	01.4432252209	108	01.4524000008	113	01.4718R00008	60
01.4410TE3500	102	01.4432302200	108	01.4525000001	113	01.4720000A08	25
01.4410TE3501	102	01.4432402500	108	01.4525000002	113	01.4720000D08	25
01.4410TE4000	102	01.4432402509	108	01.4525000010	113	01.4720000E08	27
01.4410TE4001	102	01.4432503000	108	01.4526000002	114	01.4720000F08	27
01.4412353500	100	01.4432603100	108	01.4526000008	114	01.4720000G08	25
01.4412403500	100	01.4434303002	108	01.4527000001	114	01.4720000H08	28
01.4412504000	100	01.4434403502	108	01.4527000002	114	01.4720000K08	28
01.4414403500	100	01.4434404002	108	01.4527000008	114	01.4720000M08	28
01.4414403501	100	01.4434504002	108	01.4528000008	114	01.4720000N08	29
01.4414404000	100	01.4434505002	108	01.4529000002	115	01.4720000P08	26
01.4414404001	100	01.4434605002	108	01.4529000008	115	01.4720000T08	30
01.4414504000	100	01.4434705502	108	01.4530234100	115	01.4720000V08	30
01.4414504001	100	01.4438132002	109	01.4530345200	115	01.4720000W08	31
01.4414504008	100	01.4438132502	109	01.4530708800	115	01.4720000Y08	31
01.4414505000	100	01.4438152502	109	01.4532001906	118	01.472000AA08	26
01.4414605000	100	01.4438202002	109	01.4532002206	118	01.472000AG08	26
01.4416E50400	103	01.4438203002	109	01.4533001853	116	01.472000AP08	27
01.4416E50401	103	01.4444004000	109	01.4535000039	116	01.47200MAC08	29
01.4417E40400	104	01.4444005000	109	01.4535000041	116	01.47200NAC08	29
01.4417E40411	104	01.4444005009	109	01.4542000009	118	01.4720I00N08	63
01.4418E50800	104	01.4444006000	109	01.4546007501	118	01.4720INAC08	62
01.4418E50801	104	01.4444008000	109	01.4546007502	118	01.4722000A08	25
01.4418E51301	104	01.4444010000	109	01.4546007508	118	01.4722000G08	25
01.4418E51310	104	01.4444012000	109	01.4546010001	118	01.4722000P08	26
01.4419E40800	104	01.4444014009	109	01.4546010002	118	01.4724IS0008	61
01.4420E00000	105	01.4444016009	109	01.4546010008	118	01.4724IS0808	61
01.4420E00002	105	01.4453E04000	102	01.4550V03202	110	01.4724IS1508	61
01.4420E00010	105	01.4453E04001	102	01.4550V03203	110	01.4724NS0008	56
01.4420E00012	105	01.4453E04008	102	01.45520V03202	110	01.4724NS0808	56
01.4421E00800	106	01.4455504000	101	01.45520V03203	110	01.4724NS1508	57
01.4421E00801	106	01.4456504000	101	01.4556000040	119	01.4725IS0008	64
01.4421E01000	106	01.4456505001	101	01.4622000003	119	01.4725IS0808	64
01.4421E01001	106	01.4459E40100	101	01.4622000010	119	01.4725IS1508	64
01.4421E01008	106	01.4459E40101	101	01.4642000E03	120	01.4731000003	38
01.4421E01300	106	01.4459E40130	101	01.4660004003	122	01.4731000008	38
01.4421E01301	106	01.4459E40131	101	01.4680000010	120	01.4733000A08	32
01.4421E01308	106	01.4465004002	103	01.4684000002	120	01.4733000G08	33
01.4424404000	106	01.4465005002	103	01.4684000010	120	01.4733000P08	33
01.4430303000	107	01.4466402002	110	01.4690000010	121	01.47330NAC08	33
01.4430303002	107	01.4466502502	110	01.4691000000	121	01.47330NAM08	34
01.4430303009	107	01.4466603002	110	01.4692000010	121	01.4736000A08	40
01.4430403500	107	01.4466703502	110	01.4715000003	50	01.4736000G08	41
01.4430403502	107	01.4468000007	103	01.4715000008	50	01.4736000P41	41
01.4430403509	107	01.4468S00007	103	01.4715P00003	50	01.4737000A08	37
01.4430404000	107	01.4478304702	102	01.4715P00008	50	01.4737000G08	37
01.4430404002	107	01.4500001000	111	01.4716001308	68	01.4737000P08	37
01.4430404009	107	01.4500001200	111	01.4716AD9008	51	01.4738000039	41
01.4430504000	107	01.4500001400	111	01.4716BGD908	51	01.4738000041	41
01.4430504009	107	01.4500001600	111	01.4716G00008	68	01.4751000A08	35
01.4430505000	107	01.4500001800	111	01.4717000008	58	01.4751000G08	35
01.4430505002	107	01.4502001242	112	01.4717000808	58	01.4751000N08	36
01.4430605000	107	01.4502001442	112	01.4717001508	59	01.4751000P08	35
01.4430605002	107	01.4510000040	112	01.4717016508	59	01.4752000A08	38
01.4430605009	107	01.4510000042	112	01.4718000001	59	01.475700KA08	34
01.4430705500	107	01.4512000001	112	01.4718000008	59	01.475700KG08	34

01.4760000A08	31	01.4980000P08	450	02.00120Q4031	127	02.00220S1502	132
01.4760000G08	32	01.4998C00008	68	02.00120Q5031	127	02.00220S2001	132
01.4760000P08	32	01.F402420008	92	02.00120Q6031	127	02.00220S2002	132
01.4760I00008	62	01.F480490000	54	02.0012S01530	127	02.00220S2003	132
01.4760T00008	57	01.F907120500	53	02.0012S01531	127	02.00220S2501	132
01.4763000008	47	01.F907120600	53	02.0012S02030	127	02.00220S2502	132
01.4764000008	47	01.F907120700	53	02.0012S02031	127	02.00220S3001	132
01.4766R00008	43	01.F907166500	55	02.0012S02530	127	02.00220S3002	132
01.4766R00308	43	01.F907166600	55	02.0012S02531	127	02.00220S3501	132
01.4766R00608	43	01.F907166700	55	02.0012S03030	127	02.00220S3502	132
01.4768R00008	43	01.F907166800	55	02.0012S03031	127	02.00220S4001	132
01.4768R00308	43	01.F907167000	55	02.0012S03530	127	02.00220S4002	132
01.4780000008	46	01.F907167200	55	02.0012S03531	127	02.00220S4501	132
01.4780000008	450	01.F907167300	55	02.0012S04030	127	02.00220S5001	132
01.4780000308	46	01.F907168700	56	02.0012S04031	127	02.00220S5002	132
01.4780000308	450	01.F907168800	56	02.0012S04530	128	02.00220S6001	132
01.4783090608	46	01.F908261400	54	02.0012S04531	128	02.00220S6002	132
01.4783IS1208	63	01.F908277400	53	02.0012S05030	128	02.00220S7001	132
01.4785000003	44	01.FBAP3R6900	44	02.0012S05031	128	02.00220S8001	132
01.4785000008	44	01.FC2A6N99AM	30	02.0012S06030	128	02.00220S8002	132
01.4785000208	44	01.FC2AVA9908	36	02.0012S06031	128	02.0027BD1501	134
01.4785000303	44	01.FC2AVP9908	36	02.0012S07031	128	02.0027BD2001	134
01.4785000308	44	01.FCFA5P9908	42	02.0012S08031	128	02.0027BD2501	134
01.4785000508	44	01.FCFA5P9908	450	02.0012SQ1531	128	02.0027BD3001	134
01.4792000008	45	01.FS2BX83H90	39	02.0012SQ2031	128	02.0027BS1501	134
01.4792000308	45	01.K620000302	117	02.0012SQ2531	128	02.0027BS2001	134
01.4792000608	45	01.K620000308	117	02.0012SQ3031	128	02.0027BS2501	134
01.4792IS0508	62	01.P7A0A08002	51	02.0012SQ3531	128	02.0027BS3001	134
01.4792NS0008	57	01.P7A0AA3003	51	02.0012SQ4031	128	02.0027FD1502	134
01.4792NS0208	57	01.P7A9A08002	51	02.0012SQ5031	128	02.0027FD2002	134
01.4793TS1808	58	01.P7A9AA3003	51	02.0012SQ6031	128	02.0027FD2502	134
01.4794000008	46	01.P7SXA08SN0	51	02.0018002002	130	02.0027FD3002	134
01.4794000308	46	01.P7SXAA3SN0	51	02.0018002502	130	02.0027FS1502	134
01.4794IS0508	63	01.S2MX83H6SN	39	02.0018003002	130	02.0027FS2002	134
01.4796I00508	65	01.SAPG15R900	44	02.0018003502	130	02.0027FS2502	134
01.4804000008	45	020921	362	02.0018004002	130	02.0027FS3002	134
01.4804000208	45	02.0012001530	127	02.0018005002	130	02.0034D01534	128
01.4804000308	45	02.0012001531	127	02.0018006002	130	02.0034D02034	128
01.4804000608	45	02.0012002030	127	02.0018007002	130	02.0034D02534	128
01.4804000908	45	02.0012002031	127	02.001SA02022	156	02.0034D03034	128
01.4805100000	54	02.0012002530	127	02.001SA02088	156	02.0034D03534	128
01.4805200000	54	02.0012002531	127	02.001SA02522	156	02.0034D04034	128
01.4810000008	44	02.0012003030	127	02.001SA02588	156	02.0034D05034	128
01.4812000008	45	02.0012003031	127	02.001SA03088	156	02.0034S01534	128
01.4812000308	45	02.0012003530	127	02.001SA03588	156	02.0034S02034	128
01.48300000S08	40	02.0012003531	127	02.001SC02088	157	02.0034S02534	128
01.4830000C08	39	02.0012004030	127	02.001SC02588	157	02.0034S03034	128
01.4830000L08	39	02.0012004031	127	02.001SC03088	157	02.0034S04034	128
01.4830000N08	40	02.0012004530	127	02.001SC03588	157	02.0034S05034	128
01.4830I00008	65	02.0012004531	127	02.0022001500	131	02.0048S01503	135
01.4830I00808	65	02.0012005030	127	02.0022002000	131	02.0051002534	130
01.4830I01508	66	02.0012005031	127	02.0022002500	131	02.0051F03031	130
01.4830T00008	66	02.0012006030	127	02.0022003000	131	02.0053002002	129
01.4830T00808	67	02.0012006031	127	02.0022003500	131	02.0053002502	129
01.4830T01508	67	02.0012007031	127	02.0022004000	131	02.0053003002	129
01.4878I00208	66	02.0012008031	127	02.0022004500	131	02.0053003502	129
01.4878T00008	67	02.00120Q1531	127	02.0022005000	131	02.0053004002	129
01.4884T00008	68	02.00120Q2031	127	02.0022006000	131	02.00530Q2002	129
01.4980000A08	42	02.00120Q2531	127	02.0022007000	131	02.00530Q2502	129
01.4980000G08	42	02.00120Q3031	127	02.0022008000	131	02.00530Q3002	129
01.4980000P08	42	02.00120Q3531	127	02.00220S1501	132	02.00530Q3502	129

02.00530Q4002	129	02.0215NS2001	145	02.0650001602	155	02.1001130004	150
02.0060002500	136	02.0215NS2002	145	02.0650001603	147	02.1001130008	150
02.0060003000	136	02.0215NS2501	145	02.0650001603	155	02.1001140000	150
02.0060004000	136	02.0215NS2502	145	02.0650001604	147	02.1001140001	150
02.0060005000	136	02.0215NS2504	145	02.0650001604	155	02.1001140002	150
02.0090001600	152	02.0215NS3301	145	02.0650001608	147	02.1001140003	150
02.0101000002	132	02.0215NS3302	145	02.0650001608	155	02.1001140004	150
02.0103000000	153	02.0215NS3308	145	02.0650S01600	144	02.1001140008	151
02.0103000002	153	02.0216161708	157	02.0650S01601	144	02.1001150000	151
02.0106006001	133	02.0223C02011	154	02.0650S01603	144	02.1001150001	151
02.0106006002	133	02.0223C02022	154	02.0650S01604	144	02.1001150002	151
02.0107009002	153	02.0223C02088	154	02.0653000001	149	02.1001150003	151
02.0145000000	152	02.0223C02511	154	02.0653000008	149	02.1001150008	151
02.0175002008	159	02.0223C02522	154	02.0700001501	148	02.1001160000	151
02.0215N00001	145	02.0223C02588	154	02.0700001508	148	02.1001160001	151
02.0215N00002	145	02.0223C03022	154	02.0700002001	148	02.1001160002	151
02.0215N00008	145	02.0223C03088	154	02.0700002008	148	02.1001160003	151
02.0215NB01500	143	02.0223N00F01	146	02.0700002501	148	02.1001160004	151
02.0215NB01501	143	02.0223N10001	146	02.0700003001	148	02.1001160008	151
02.0215NB01503	143	02.0223N10002	146	02.0700D00001	148	02.1001170000	151
02.0215NB01504	143	02.0223N10004	146	02.0700D00008	148	02.1001170001	151
02.0215NBD2000	143	02.0223N10008	146	02.0700S00001	148	02.1001170003	151
02.0215NBD2001	143	02.0230000000	152	02.0700S00008	148	02.1001170004	151
02.0215NBD2003	143	02.0320002308	158	02.0700S01501	148	02.1001170008	151
02.0215NBD2500	143	02.0320002808	158	02.0700S01508	148	02.1002090000	153
02.0215NBD2501	143	02.0333000000	151	02.0700S02001	148	02.1002100000	153
02.0215NBD2503	143	02.0333B00000	151	02.0700S02501	148	02.1002120000	153
02.0215NBD3000	143	02.0333S00000	151	02.0700S03001	148	02.1002130000	153
02.0215NBD3001	143	02.0399000001	146	02.1001080000	150	02.1002150000	153
02.0215NBD3003	143	02.0399000001	154	02.1001080001	150	02.1002170000	153
02.0215NBS2000	143	02.0399000002	146	02.1001080002	150	02.1070090003	141
02.0215NBS2001	143	02.0399000002	154	02.1001080003	150	02.1070090006	141
02.0215NBS2003	143	02.0399000003	146	02.1001080004	150	02.1070100000	141
02.0215NBS2500	143	02.0399000003	154	02.1001090000	150	02.1070100003	141
02.0215NBS2501	143	02.0399000004	146	02.1001090001	150	02.1070100006	141
02.0215NBS2503	143	02.0399000004	154	02.1001090002	150	02.1070120000	141
02.0215NBS3000	143	02.0399000008	146	02.1001090003	150	02.1070120006	141
02.0215NBS3001	143	02.0399000008	154	02.1001090004	150	02.1070130006	141
02.0215NBS3003	143	02.0399S00000	144	02.1001090008	150	02.1070140003	141
02.0215ND1501	145	02.0399S00001	144	02.1001100000	150	02.1070140006	141
02.0215ND1502	145	02.0399S00003	144	02.1001100001	150	02.1070150000	141
02.0215ND1503	145	02.0399S00004	144	02.1001100002	150	02.1070150006	141
02.0215ND1504	145	02.04020A2008	158	02.1001100003	150	02.1070160003	141
02.0215ND1508	145	02.0419000008	159	02.1001100004	150	02.1070170006	141
02.0215ND2001	145	02.0582040009	159	02.1001100008	150	02.1076001503	137
02.0215ND2002	145	02.0590030209	159	02.1001110000	150	02.1076002003	137
02.0215ND2003	145	02.0601000001	147	02.1001110001	150	02.1076002503	137
02.0215ND2004	145	02.0601000001	155	02.1001110002	150	02.1076003003	137
02.0215ND2501	145	02.0601000009	147	02.1001110003	150	02.1076003503	137
02.0215ND2502	145	02.0601000009	155	02.1001110004	150	02.1076004003	137
02.0215ND2503	145	02.0608000401	133	02.1001110008	150	02.1076005003	137
02.0215ND2504	145	02.0608000901	133	02.1001120000	150	02.1076006003	137
02.0215ND2508	145	02.0608000902	133	02.1001120001	150	02.1076008003	137
02.0215ND3301	145	02.0608000909	133	02.1001120002	150	02.1936074000	160
02.0215ND3302	145	02.0613000001	149	02.1001120003	150	02.1970022033	160
02.0215ND3308	145	02.0613000008	149	02.1001120004	150	02.1997006000	160
02.0215NS1501	145	02.0623000001	149	02.1001120008	150	02.1997220000	160
02.0215NS1502	145	02.0623000008	149	02.1001130000	150	02.1997230000	160
02.0215NS1503	145	02.0650001601	147	02.1001130001	150	02.4014D02034	129
02.0215NS1504	145	02.0650001601	155	02.1001130002	150	02.4014D02534	129
02.0215NS1508	145	02.0650001602	147	02.1001130003	150	02.4014D03034	129



02.4014D03534	129	02.F10022ABQ2	162	03.2002002662	176	03.3134080065	184
02.4014D04034	129	02.F10023CBQ2	162	03.2002003261	176	03.3134790065	184
02.4014D04534	129	02.F10023CBT1	162	03.2002003262	176	03.3134812065	184
02.4014D05034	129	02.F10023CBT2	162	03.2002003861	176	03.3136000666	195
02.4014D06034	129	02.F7100192208	159	03.2002003862	176	03.3136101366	195
02.4028004002	136	02.F7104162008	157	03.2002004262	176	03.3136102066	195
02.4028005002	136	02.F7200191610	158	03.2002005262	176	03.3136200666	195
02.4201000040	161	00368	553	03.2003003262	176	03.3136I01574	195
02.4501000040	161	03.0001007060	167	03.2003003662	176	03.3136I02074	195
02.5012000C00	138	03.0001008760	167	03.2004001762	178	03.3136I03074	195
02.5012000C03	138	03.0001009560	167	03.2006002662	177	03.3140201266	194
02.5012000C04	138	03.0001009561	167	03.2006003262	177	03.3140201272	194
02.5013000C00	137	03.0002010060	167	03.2006003862	177	03.3142001066	194
02.5013000C03	137	03.0003007560	167	03.2006004262	177	03.3142001366	194
02.5013000C04	137	03.0003008760	167	03.2012002662	177	03.3144R00866	194
02.5013250C00	138	03.0005007460	168	03.2012003062	177	03.3144S00866	194
02.5013250C03	138	03.0005008360	168	03.2012003063	177	03.3153000000	206
02.5013250C04	138	03.0005012060	168	03.2012003562	177	03.3156003562	207
02.5013300C00	138	03.0006010060	168	03.2024002062	177	03.3170003462	205
02.5013300C03	138	03.0015011060	168	03.2024003062	177	03.3173003073	205
02.5013300C04	138	03.0015013060	168	03.2026003062	178	03.3200062062	186
02.5022T04000	139	03.0016008760	169	03.2027003065	178	03.3200062562	186
02.5022T04500	139	03.0017007560	169	03.2040005260	179	03.3200063062	186
02.5022TS4000	139	03.0017011060	169	03.3000001962	179	03.3200063562	186
02.5022TS4500	139	03.00170S7560	169	03.3002011062	179	03.3200064062	186
02.5071C00002	142	03.0021009060	169	03.3002014062	179	03.3200082062	186
02.5071C00003	142	03.0021009660	169	03.3004001562	180	03.3200082562	186
02.5071S00006	142	03.0023012060	170	03.3006002062	180	03.3200083062	186
02.5072C00000	142	03.0024012060	170	03.3010004262	181	03.3200083562	186
02.5072C00002	142	03.0030010860	170	03.3010005262	181	03.3200084062	186
02.5072C00003	142	03.0031005360	171	03.3012004262	181	03.3200085062	186
02.5072S00000	142	03.0031007560	171	03.3022002273	180	03.3200086062	186
02.5072S00003	142	03.0031009060	171	03.3102000862	184	03.3200103062	186
02.5072S00006	142	03.0031010060	171	03.3102000871	184	03.3200103562	186
02.5075002000	140	03.0031011860	171	03.3102001062	184	03.3200104062	186
02.5075002003	140	03.0035005460	174	03.3102001064	184	03.3200105062	186
02.5075002006	140	03.0052012060	171	03.3102001071	184	03.3200106062	186
02.5075002500	140	03.0107006560	171	03.3103000862	184	03.3200107062	186
02.5075002503	140	03.0108006560	172	03.3109000000	206	03.3200124062	186
02.5075003000	140	03.0108007560	172	03.3110001061	185	03.3200125062	187
02.5075003003	140	03.0108008560	172	03.3110001561	185	03.3200126062	187
02.5075004000	140	03.0108012060	172	03.3110002061	185	03.3200127062	187
02.5075004006	140	03.0109009060	172	03.3110002561	185	03.3200145062	187
02.5080002000	140	03.0112007060	172	03.3112000000	185	03.3200146062	187
02.5080002003	140	03.0112008560	172	03.3114000000	185	03.3200C063062	187
02.5080002006	140	03.0215010060	173	03.3114001000	185	03.3200C083062	187
02.5080002500	140	03.0217008760	173	03.3114002000	185	03.3200C083562	187
02.5080002506	140	03.0228009560	173	03.3118000062	206	03.3200C084062	187
02.5080003000	140	03.1008757566	182	03.3120806062	192	03.3200C104062	187
02.5080003006	140	03.1075757666	183	03.3122005062	192	03.3200C105062	187
02.5085001702	141	03.1075957666	183	03.3123507562	192	03.3200E063062	186
02.5085002002	141	03.1077757666	183	03.3124507562	193	03.3200E083062	186
02.5085002003	141	03.1078757666	183	03.3125090072	193	03.3200E083562	186
02.5085002502	141	03.1165757566	182	03.3125100072	193	03.3200E084062	186
02.5085003002	141	03.1310757566	182	03.3125110072	193	03.3200E103062	186
02.5085003003	141	03.1501008060	174	03.3125120072	193	03.3200E104062	186
02.F100125ABQ1	162	03.1507009060	174	03.3125130072	193	03.3200S063062	187
02.F100125ABQ2	162	03.1517007560	175	03.3125140068	193	03.3200S083062	187
02.F100125ABT1	162	03.1517009060	175	03.3125150068	193	03.3200S083562	187
02.F100125ABT2	162	03.1527006060	175	03.3125300066	193	03.3200S084062	187
02.F10022ABQ1	162	03.1527007560	175	03.3126000066	193	03.3200S104062	187

03.3200V063062	187	03.33006PB2266	189	03.33026PB3089	191	03.4421000000	217
03.3200V083062	187	03.33006PB2268	189	03.33026PB3240	191	03.4422000000	217
03.3200V083562	187	03.33006PB2271	189	03.33026PB3265	191	03.4423000000	217
03.3200V084062	187	03.33006PB2273	189	03.33026PB3268	191	03.4424000000	218
03.3200V103062	187	03.33006PB2276	189	03.33026PB3540	191	03.4425000000	218
03.3200V103562	187	03.33006PB2564	189	03.33026PB3589	191	03.4426000000	218
03.3200V104062	187	03.33006PB2565	189	03.33026PB4040	191	03.4428000000	219
03.3200V105062	187	03.33006PB2568	189	03.33026PB5040	191	03.4503000000	219
03.3201060V62	187	03.33006PB2571	189	03.33026PB5071	191	03.4511000000	219
03.3201080V62	187	03.33006PB2666	189	03.33026PB5089	191	03.4512000000	220
03.3201100V62	187	03.33006PB2854	189	03.340005N000	197	03.4513000000	220
03.3201120V62	187	03.33006PB2868	189	03.3400100000	197	03.4514000000	220
03.3201140V62	187	03.33006PB2871	189	03.3400116N00	204	03.4515000000	221
03.3201160V62	187	03.33006PB3054	189	03.340018N000	197	03.4516M00000	221
03.33006G1468	188	03.33006PB3065	189	03.340021N000	198	03.4517000000	221
03.33006G1768	188	03.33006PB3066	189	03.340021N100	198	03.4517M00000	222
03.33006G1868	188	03.33006PB3068	189	03.3400220000	198	03.4518000000	222
03.33006G1968	188	03.33006PB3071	189	03.3400310000	198	03.4519000000	222
03.33006G2068	188	03.33006PB3073	189	03.340031N000	199	03.4520000000	223
03.33006G2168	188	03.33006PB3264	189	03.340032RC00	199	03.4521000000	223
03.33006G2268	188	03.33006PB3265	189	03.340033RC00	199	03.4525000000	223
03.33006G2368	188	03.33006PB3268	189	03.340034N000	200	03.4536000000	224
03.33006G2468	188	03.33006PB3271	189	03.340037RC00	200	03.4543000000	224
03.33006G2568	188	03.33006PB3273	189	03.340040N000	200	03.4546000000	224
03.33006G2768	188	03.33006PB3276	189	03.3400410000	201	03.4842000000	225
03.33006G2868	188	03.33006PB3564	189	03.340042N000	201	03.4843000000	225
03.33006G3068	188	03.33006PB3565	189	03.3400690000	201	03.4844000000	225
03.33006G3268	188	03.33006PB3568	189	03.340069N000	202	03.4846000000	226
03.33006G3568	188	03.33006PB3571	189	03.340073N000	202	03.4847000000	226
03.33006G4068	188	03.33006PB3573	189	03.340079N000	202	03.4850000000	226
03.33006G5068	188	03.33006PB4054	190	03.340081N000	203	03.4858000000	227
03.33006GB5068	189	03.33006PB4065	190	03.340082N000	203	03.4859000000	227
03.33006P1468	188	03.33006PB4068	190	03.340083N000	203	03.4860D00000	227
03.33006P1568	188	03.33006PB4071	190	03.340092N000	204	03.4860S00000	227
03.33006P1668	188	03.33006PB4073	190	03.4017000000	208	03.4864000000	228
03.33006P1768	188	03.33006PB5054	190	03.4025000000	208	03.4866000000	228
03.33006P1868	188	03.33006PB5065	190	03.4038000000	208	03.4867000000	228
03.33006P1968	188	03.33006PB5066	190	03.4039000000	209	03.4868000000	229
03.33006P2068	188	03.33006PB5068	190	03.4045000000	209	03.4869000000	229
03.33006P2268	188	03.33006PB5071	190	03.4080000000	209	03.4870000000	229
03.33006P2368	188	03.33026GB2240	191	03.4091000000	210	03.4871000000	230
03.33006P2468	188	03.33026GB2277	191	03.4094000000	210	03.4883000000	230
03.33006P2568	188	03.33026GB2540	191	03.4109L00000	210	03.4888000000	230
03.33006P2668	188	03.33026GB3040	191	03.4121000000	211	03.4895000000	231
03.33006P2868	188	03.33026GB3240	191	03.4122000000	211	03.FLGES1000F	196
03.33006P3068	188	03.33026GB5040	191	03.4123000000	211	03.FLGRS1000F	196
03.33006P3268	188	03.33026PB2040	191	03.4132000000	212	03.M000202567	232
03.33006P3568	188	03.33026PB2240	191	03.4142000000	212	03.M000203067	232
03.33006P4068	188	03.33026PB2241	191	03.4145T00000	212	03.M000603367	232
03.33006P4268	188	03.33026PB2264	191	03.4149000000	213	03.M000803867	232
03.33006P4568	188	03.33026PB2268	191	03.4155000000	213	03.M000805067	232
03.33006P5068	188	03.33026PB2271	191	03.4157000000	213	03.M000904067	233
03.33006P5568	188	03.33026PB2277	191	03.4316000000	214	03.M000905067	233
03.33006P6068	188	03.33026PB2283	191	03.4346000000	214	03.M000907667	233
03.33006P7068	188	03.33026PB22WE	191	03.4413000000	214	03.M0010M0562	233
03.33006P8068	189	03.33026PB2540	191	03.4414000000	215	03.M0010M0867	233
03.33006P9068	189	03.33026PB2568	191	03.4415000000	215	03.M0010M1267	233
03.33006PB2054	189	03.33026PB2571	191	03.4417000000	215	03.M0010Q1267	233
03.33006PB2073	189	03.33026PB2589	191	03.4418000000	216	03.M0010Q1567	233
03.33006PB2264	189	03.33026PB3040	191	03.4419000000	216	03.M0010X5062	252
03.33006PB2265	189	03.33026PB3041	191	03.4420000000	216	03.M0020I1767	234

03.M0020I2667	234	03.M500202267	245	04.00160613C0	261	04.0034Z00806	341
03.M0020M0862	234	03.M500203067	245	04.001606M100	261	04.0035000800	341
03.M0020M1167	234	03.M500203767	245	04.001606M130	261	04.00404M2001	266
03.M0020M1767	234	03.M5002CQ2667	245	04.001606M136	261	04.00405M1501	266
03.M0020M2667	234	03.M5002D3267	245	04.001606M150	261	04.00405M1502	266
03.M0020M3067	234	03.M5002D4767	245	04.001606M170	261	04.00405M1508	266
03.M0020M3567	234	03.M5002MD6067	246	04.001606M200	261	04.00405M2001	266
03.M0020M4567	234	03.M5002MD9467	246	04.0016076150	261	04.00405M2002	266
03.M0021M1167	234	03.M500401667	246	04.0016076200	261	04.00405M2008	266
03.M0021M1467	234	03.M500402367	246	04.0016076240	261	04.00405M2502	266
03.M0021M2567	234	03.M500403367	246	04.00160815C0	261	04.00405M2508	266
03.M0021M4067	234	03.M500404067	246	04.001608M150	261	04.00405M3002	266
03.M002301867	235	03.M5004MD3367	247	04.001608M200	261	04.00405M3008	266
03.M002502667	235	03.M5004MD4067	247	04.001608M240	261	04.00406M2001	266
03.M0027M1167	235	03.M5004MD8867	247	04.0016102000	262	04.00406M2002	266
03.M0027M1767	235	03.M500501167	247	04.001610M180	261	04.00406M2008	266
03.M008X50062	252	03.M500501367	247	04.0016F6M139	262	04.00406M2502	266
03.M0600F2263	236	03.M500501767	247	04.0016F6M159	262	04.00425M1501	267
03.M0600F2267	236	03.M500502367	247	04.0016F6M179	262	04.00425M1502	267
03.M0600MD5567	236	03.M500602567	248	04.0016F6M209	262	04.00425M1508	267
03.M103806367	236	03.M5007A1567	248	04.0016F6M249	262	04.00425M2001	267
03.M201203067	237	03.M5007A1867	248	04.0016F8M139	262	04.00425M2002	267
03.M2012B4567	237	03.M800307467	248	04.0016F8M159	262	04.00425M2008	267
03.M2012C5067	237	03.M801306067	249	04.0016F8M209	262	04.00425M2501	267
03.M300006067	238	03.M802801867	249	04.0016F8M249	262	04.00425M2502	267
03.M331402767	238	03.M802802667	249	04.002006M126	262	04.00425M2508	267
03.M4000MD5067	238	03.M802803867	249	04.002006M156	262	04.00425M3002	267
03.M400201267	239	03.M802902167	249	04.002006M206	262	04.00425M3008	267
03.M400201667	239	03.M803001867	250	04.002006M256	262	04.00425M3502	267
03.M400225667	239	03.M803310067	250	04.002006M306	262	04.00426M2001	267
03.M400401867	239	03.M804302467	250	04.002008M156	262	04.00426M2002	267
03.M400402567	239	03.M804303267	250	04.002008M206	262	04.00426M2502	267
03.M400403567	239	03.M807102567	251	04.002008M256	262	04.00426M2508	267
03.M401301667	239	03.M807300767	251	04.002008M306	262	04.0044005M00	267
03.M401302567	239	03.M807301267	251	04.002010M156	262	04.0044005M01	267
03.M401401067	240	03.M808510067	251	04.002010M206	262	04.0044005M08	267
03.M401401667	240	03.M808605167	252	04.002010M256	262	04.0044006M00	267
03.M401401867	240	0401	457	04.002010M306	262	04.0046000000	268
03.M401502067	240	0407	458	04.002010M396	262	04.0047051801	268
03.M401502567	240	04.00024M8500	259	04.0021000000	263	04.0047051802	268
03.M402402567	240	04.00025M1200	259	04.00226M2506	263	04.0047051808	268
03.M402402967	240	04.00025M1500	259	04.00228M3006	263	04.0047051809	268
03.M402405067	240	04.00025M1501	259	04.00244M1100	148	04.0048050801	268
03.M4028M1067	241	04.00025M1508	259	04.00244M1100	156	04.0048050802	268
03.M4028M1567	241	04.00025M8500	259	04.00244M1100	264	04.0050000001	269
03.M4028M1867	241	04.00025M8501	259	04.00246E1100	148	04.0050000002	269
03.M4046MD6067	241	04.00025M8508	259	04.00246E1100	156	04.0050000008	269
03.M405705567	241	04.00026M1100	259	04.00246E1100	264	04.0052000501	269
03.M406908067	242	04.0004M40900	259	04.00246M1100	148	04.0052000502	269
03.M4073MD2067	242	04.0004M4Z900	260	04.00246M1100	156	04.0052000508	269
03.M408901867	242	04.0004M50900	259	04.00246M1100	264	04.0054052001	270
03.M408906067	242	04.0005M40800	260	04.00246M1300	148	04.0054052002	270
03.M409101467	243	04.0006M41000	260	04.00246M1300	156	04.0054052008	270
03.M409904967	243	04.0006M60900	260	04.00246M1300	264	04.0054052601	270
03.M410602567	243	04.0006M61200	260	04.0025009500	265	04.0054052602	270
03.M492002067	244	04.0006M61500	260	04.0025013000	265	04.0055052508	270
03.M496305067	244	04.0006S40800	260	04.00264M1100	265	04.0055062502	270
03.M500102867	244	04.0006S41000	260	04.00265M1100	265	04.0060000001	273
03.M500201267	245	04.0006S60900	260	04.00266M1100	265	04.0060000002	273
03.M500201467	245	04.0006S61200	260	04.0034000800	340	04.0060000008	273
03.M500201967	245	04.001604M090	262	04.0034001000	340	04.0062000001	274

04.0062000002	274	04.0122E00042	283	04.0178005009	304	04.0254000002	306
04.0062000008	274	04.0124000040	283	04.0178006009	304	04.0254000009	306
04.0063000044	323	04.0124000042	283	04.0178008009	304	04.0257008006	307
04.0064000044	323	04.0124S00040	283	04.0178010009	304	04.0259484809	307
04.0065000008	271	04.0124S00042	283	04.0178012009	304	04.0261000402	315
04.0067000309	274	04.0146000009	297	04.0178014009	304	04.0261000408	315
04.0067000509	274	04.0148000009	296	04.0180000000	317	04.0262000044	323
04.0067060009	274	04.0150007609	297	04.020004M000	263	04.0263006709	307
04.0067M50009	275	04.0150008509	297	04.020005M000	263	04.0264000009	308
04.0068000040	274	04.0151000009	298	04.020006M000	263	04.0266008609	308
04.0068000041	274	04.0153554509	296	04.020008M000	263	04.0267000009	308
04.0068000042	274	04.0154453509	300	04.020010M000	263	04.0268002009	309
04.0068000044	274	04.0155000009	300	04.0200E1M009	264	04.0268003009	309
04.0072000008	275	04.0156000009	284	04.0200E6M009	264	04.0268004009	309
04.0073000508	275	04.0157000009	290	04.0200E8M009	264	04.0268005009	309
04.0074000508	276	04.0157P65009	291	04.020108M006	264	04.0268006009	309
04.0076000540	276	04.0158000040	297	04.020110M006	264	04.0268008009	309
04.0076000542	276	04.0159000040	283	04.0212061201	310	04.0268010009	309
04.0076000544	276	04.0159000042	283	04.0212061208	310	04.0268P08009	309
04.0082000040	277	04.0159P00040	284	04.0213061203	310	04.0270009009	310
04.0082000042	277	04.0159P00042	284	04.0213061208	310	04.0280000000	316
04.0083000040	277	04.0159PS0040	284	04.0214081408	311	04.0284000006	316
04.0083000042	277	04.0159PS0042	284	04.021606M000	311	04.0290000006	317
04.0084000040	277	04.0159S00040	283	04.0224001808	311	04.0291004000	318
04.0084000042	277	04.0159S00042	283	04.0224002008	311	04.0291005000	318
04.0085001240	278	04.0160000106	301	04.0226003509	312	04.0291006000	318
04.0085001241	278	04.0160000206	301	04.0228001202	312	04.0294000000	318
04.0085001242	278	04.0160000306	301	04.0228001208	312	04.0301001310	321
04.0087000008	272	04.0162000102	301	04.0228001402	312	04.0301001339	321
04.0088000001	270	04.0162000202	301	04.0228001408	312	04.0301001340	321
04.0088000002	270	04.0162000302	301	04.0228001602	312	04.0301001340B	321
04.0088000008	270	04.0162000402	301	04.0228001608	312	04.0301001341	321
04.0089000001	271	04.0163000000	301	04.0228001802	312	04.0301001343	321
04.0089000002	271	04.0164002040	302	04.0228001808	312	04.0301001354	321
04.0089000008	271	04.0164003042	302	04.0228002002	312	04.0301001362	321
04.0092005840	278	04.0165E03000	302	04.0228002008	312	04.0301001363	321
04.0092005842	278	04.0170000009	298	04.0228002402	312	04.0301001364	321
04.0092006842	278	04.0172004009	303	04.0228002408	312	04.0301001365	321
04.0094005640	278	04.0172006009	303	04.0230001208	313	04.0301001370	321
04.0094005642	278	04.0172008009	303	04.0230001402	313	04.0301001371	321
04.0095005501	272	04.0172010009	303	04.0230001408	313	04.0301001371C	321
04.0095005502	272	04.0172012009	303	04.0230001608	313	04.0301001373	321
04.0095005509	272	04.0172020009	303	04.0230001802	313	04.0301001373B	321
04.0095006602	272	04.0173002009	304	04.0230001808	313	04.0301001375B	321
04.0095006603	272	04.0173002509	304	04.0232002003	313	04.0301001377	321
04.0095006608	272	04.0173003009	304	04.0232002803	313	04.0301001390	321
04.0096005509	272	04.0173004009	304	04.0246000001	314	04.0301001390B	321
04.0101000001	279	04.0173005009	304	04.0246000006	314	04.0301001391	321
04.0101000008	279	04.0173006009	304	04.0246000009	314	04.0301001395	321
04.0110000000	279	04.0173007009	304	04.0246000P01	314	04.0301002040C	321
04.0111000000	280	04.0173008009	304	04.0246000P09	314	04.0301002041B	321
04.0112MM1202	280	04.0173010009	304	04.0248000000	314	04.0301002071	321
04.0112MM1208	280	04.0175006009	299	04.0249000009	305	04.0301002095	321
04.0113000202	281	04.0175008009	299	04.0250373709	305	04.030101339M	321
04.0113000208	281	04.0175010009	299	04.0250404009	305	04.0302000540	319
04.0114MM2002	281	04.0176005006	299	04.0250505009	305	04.0302000542	319
04.0114MM2008	281	04.0176005009	299	04.0251402009	305	04.0302000640	319
04.0115000308	282	04.0176008009	299	04.0251452309	305	04.0302000641	319
04.0120000009	288	04.0177000000	300	04.0252006709	306	04.0302000642	319
04.0120020009	288	04.0178003009	304	04.0253008609	306	04.0302000840	319
04.0122E00040	283	04.0178004009	304	04.0254000001	306	04.0302000841	319

04.0302000842	319	04.0336001842	332	04.0389000009	343	04.0430186119	353
04.0302001040	319	04.0336002040	332	04.0392000009	343	04.0435001808	330
04.0302001041	319	04.0336002042	332	04.0393000009	343	04.0440003400	354
04.0302001042	319	04.0336002242	332	04.0394000000	343	04.0442000040	354
04.0302V00840	319	04.0336002440	332	04.0395000008	344	04.0442000041	354
04.0302V00841	319	04.0336002442	332	04.0395000009	344	04.0450151103	355
04.0302V00842	319	04.0336002640	332	04.0396000008	344	04.0450151109	355
04.0302V01040	319	04.0336002642	332	04.0396000009	344	04.0450151200	355
04.0302V01041	319	04.0336002840	332	04.0400140801	347	04.0450151203	355
04.0302V01042	319	04.0336002842	332	04.0400140809	347	04.0450151208	355
04.0303031440	320	04.0336003040	332	04.04001408C9	349	04.0450151303	355
04.0303031442	320	04.0336003042	332	04.0400140901	347	04.0450151409	355
04.0303031640	320	04.0337202042	333	04.0400140909	347	04.0450151501	355
04.0303031642	320	04.0337203042	333	04.04001409C1	349	04.0450151503	355
04.0304156042	322	04.0337252540	333	04.04001409C9	349	04.0450151509	355
04.0304201042	322	04.0337252542	333	04.0400141009	347	04.0450151801	355
04.0305000044	322	04.0337255042	333	04.0401140809	347	04.0450152001	355
04.0306000000	322	04.0337303040	333	04.0401140909	347	04.0450152009	355
04.0315B00038	325	04.0337303042	333	04.0401141001	347	04.0451120900	355
04.0315B00040	325	04.0337505042	333	04.04020718C9	349	04.0454072409	356
04.0319000054	325	04.0338000340	334	04.0402072009	348	04.0454072809	356
04.0320071544	327	04.0338000341	334	04.04020720C9	349	04.0454073409	356
04.0320101544	327	04.0338000342	334	04.0402072409	348	04.0455072409	356
04.0320103044	327	04.0339000741	334	04.0402072809	348	04.0455072809	356
04.0320134044	327	04.0339000742	334	04.04020730C9	349	04.0455073409	356
04.0321154854	324	04.0349000009	335	04.0402082289	348	04.0458000040	357
04.0326000540	328	04.0351000009	336	04.0402083009	348	04.0458000041	357
04.0326000542	328	04.0352000006	336	04.040411M801	348	04.0458000042	357
04.0326000544	328	04.0353000009	337	04.040411M809	348	04.0460001278	357
04.0328000642	328	04.0354000009	337	04.040411M8C1	349	04.0469251100	354
04.0328000644	328	04.0360E09509	338	04.040411M8C9	349	04.0500261009	358
04.0330001242	329	04.0360E12009	338	04.0410161101	350	04.0500261409	358
04.0330001440	329	04.0360E15009	338	04.0410161109	350	04.05016M2109	358
04.0330001441	329	04.0361080000	338	04.04101611C1	351	04.05016M3209	358
04.0330001442	329	04.0361100000	338	04.04101611C9	351	04.0506000040	358
04.0330001740	329	04.0362010000	338	04.0410161201	350	04.0506000042	358
04.0330001741	329	04.0362012000	338	04.0410161209	350	04.0520003042	360
04.0330001742	329	04.0362014000	338	04.04101612C9	351	04.05216M4809	361
04.0330002040	329	04.0362016000	338	04.0411161101	350	04.0525003500	361
04.0330002041	329	04.0363008000	339	04.0411161109	350	04.05250035E0	361
04.0330002042	329	04.0363010000	339	04.04111611C9	352	04.0526768409	361
04.0330002441	329	04.0363010000	351	04.0411161201	350	04.05268M6409	361
04.0330002442	329	04.0363012000	339	04.0411161209	350	04.05268M64E9	361
04.0331001944	329	04.0363014000	339	04.04111612C9	352	04.05268M8409	361
04.0332001508	330	04.0365E12006	339	04.0412102069	351	04.05268M84E9	361
04.0332001808	330	04.0366000006	336	04.04121020769	351	04.0527003540	362
04.0332002008	330	04.0367000009	339	04.04121028C9	352	04.0527003541	362
04.0332002308	330	04.0368000009	340	04.04121038C9	352	04.0527003542	362
04.0332002608	330	04.0370017041	340	04.041412M101	351	04.0535000409	362
04.0332003008	330	04.0380005009	341	04.041412M109	351	04.0535000509	362
04.0332004008	330	04.0384000008	342	04.041412M1C1	352	04.0535000609	362
04.0334002240	331	04.0384000009	342	04.041412M1C9	352	04.0540083709	359
04.0334002241	331	04.0385000008	342	04.0416074209	350	04.0540084409	359
04.0334002242	331	04.0385000009	342	04.0420100809	353	04.0540104009	359
04.0335002242	331	04.0386000008	342	04.0420100903	353	04.0540104709	359
04.0335002642	331	04.0386000009	342	04.0420100909	353	04.0541104009	360
04.0336001440	332	04.0387000008	342	04.042207M603	353	04.0541104709	360
04.0336001442	332	04.0387000009	342	04.042207M609	353	04.0542104009	360
04.0336001640	332	04.0388000008	343	04.042209M603	353	04.0542104709	360
04.0336001642	332	04.0388000009	343	04.042209M609	353	04.0545001501	359
04.0336001840	332	04.0389000008	343	04.0430146909	353	04.0545001502	359

04.0545001508	359	04.0657000042	370	04.0809E00009	393	04.0880070042	392
04.0545002001	359	04.0657T00040	371	04.0810000009	393	04.0895000000	392
04.0545002002	359	04.0657T00042	371	04.0810E00009	393	04.0895000042	392
04.0545002008	359	04.0658000040	371	04.0815E40040	392	04.0901000009	393
04.0545002501	359	04.0658000042	371	04.0815E40042	392	04.0926000006	405
04.0545002502	359	04.0660000041	372	04.0821100042	394	04.0929000001	405
04.0545002508	359	04.0662E00008	371	04.0826060008	394	04.0930000009	406
04.0545003008	359	04.0667000000	396	04.0826060040	394	04.0932000009	406
04.0545131501	359	04.0700E05002	385	04.0826060042	394	04.0933S00001	406
04.0545131502	359	04.0700E06002	385	04.0826100002	394	04.0933S00009	406
04.0545132001	359	04.0700E07002	385	04.0826100008	394	04.0935000040	407
04.0545132008	359	04.0700E08002	385	04.0826100040	394	04.0935000042	407
04.0545132501	359	04.0700E09002	385	04.0826100041	394	04.0936000002	407
04.0545132508	359	04.0701E06000	385	04.0826100042	394	04.0936000009	407
04.0560000E40	363	04.0701E06002	385	04.0830100040	395	04.0940004008	408
04.0560000E41	363	04.0701E07000	385	04.0830100042	395	04.0940004202	408
04.0560000E42	363	04.0701E07002	385	04.0831100040	395	04.0940004208	408
04.0561000E01	363	04.0701E08000	385	04.0831100041	395	04.0940E04008	407
04.0561000E08	363	04.0701E08002	385	04.0831100042	395	04.0940E04208	407
04.0561030E01	363	04.0701E09000	385	04.0832100040	395	04.0952000900	408
04.0561030E08	363	04.0701E09002	385	04.0832100042	395	04.0952001100	408
04.0564000E09	364	04.0704E05002	386	04.0840000001	396	04.0952001200	408
04.05660E1101	366	04.0704E06002	386	04.0840000009	396	04.0952001400	408
04.05660E1108	366	04.0704E07002	386	04.0841000009	396	04.0955E11601	409
04.05660E1301	366	04.0704E08002	386	04.0846000040	399	04.0955E11602	409
04.05660E1308	366	04.0707E05002	386	04.0846000041	399	04.0955E11608	409
04.05660E1501	366	04.0707E06002	386	04.0846000042	399	04.0955E84401	409
04.0566M61301	366	04.0707E07002	386	04.0846000054	399	04.0955E84402	409
04.0566M61309	366	04.0707E08002	386	04.0847000040	400	04.0955E84408	409
04.05670E1109	367	04.0709E05502	386	04.0847000041	400	04.0955E94901	409
04.05670E1309	367	04.0710E05502	387	04.0847000042	400	04.0955E94902	409
04.05670E1609	367	04.0712E05002	387	04.0847000054	400	04.0955E94908	409
04.0569025E01	363	04.0712E06002	387	04.0848050040	400	04.0960I00001	409
04.0569030E01	363	04.0712E07002	387	04.0848050042	400	04.0960I00002	409
04.0570001940	364	04.0713E05002	387	04.0848050054	400	04.0960S00001	409
04.0570001941	364	04.0713E06002	387	04.0849000040	400	04.0960S00002	409
04.0570001942	364	04.0713E07002	387	04.0849000042	400	04.0ACC025600	335
04.0571000001	364	04.0713E08002	387	04.0849000054	400	04.1000000C00	411
04.0571000008	364	04.0715E05502	388	04.0850100040	401	04.1000000C03	411
04.0571091801	364	04.0718330000	448	04.0850100041	401	04.1000000C04	411
04.0571091808	364	04.0724E06506	388	04.0850100042	401	04.1000000C11	411
04.0584E00809	367	04.0724E07506	388	04.0851060041	401	04.1006000003	410
04.0584E01109	367	04.0724E09006	388	04.0852060040	402	04.1010007001	412
04.0584E01409	367	04.0725E06506	388	04.0852060041	402	04.1010007003	412
04.0587E09508	367	04.0725E07506	388	04.0852060042	402	04.1010007006	412
04.0590000040	368	04.0725E09006	388	04.0860040042	402	04.1010007008	412
04.0590000042	368	04.0726E06506	389	04.0861060042	402	04.1010007009	412
04.0595000040	368	04.0726E07506	389	04.0862100040	403	04.1013000006	412
04.0596000040	368	04.0726E09006	389	04.0862100041	403	04.1016000006	412
04.0598001040	369	04.0729E06506	389	04.0862100042	403	04.1020005002	413
04.0620001744	365	04.0750000006	389	04.0863060042	403	04.1020007002	413
04.0621001208	365	04.0751000006	390	04.0869080040	404	04.1021E06003	413
04.0622000000	365	04.0754B18000	390	04.0869080042	404	04.1021E10003	413
04.0623000009	366	04.0754B18001	390	04.0870120040	404	04.1021ES6003	413
04.0651000006	369	04.0799000008	403	04.0870120042	404	04.1041006000	413
04.0652C00001	369	04.0801040040	391	04.0871120040	404	04.1041006001	413
04.0652C00006	369	04.0801040042	391	04.0871120042	404	04.1042005001	414
04.0654000006	370	04.0802040042	391	04.0872120040	405	04.1042006000	414
04.0656E00040	370	04.0805050040	391	04.0872120041	405	04.1042006001	414
04.0656E00042	370	04.0805050041	391	04.0872120042	405	04.1042006008	414
04.0657000040	370	04.0805050042	391	04.0880070040	392	04.1042007000	414

04.1042007001 414
04.1042008000 414
04.1042008001 414
04.1112020001 414
04.1112020002 414
04.1112025001 414
04.1112025002 414
04.1112030001 414
04.1112030002 414
04.1112040001 414
04.1112040002 414
04.1280705409 345
04.1282854009 345
04.1284857009 345
04.1288602009 346
04.1290924609 346
04.1483610041 411
04.3760021000 376
04.3760108000 376
04.4247080040 373
04.4247084041 372
04.4881020041 344
04.5104860000 397
04.5104870000 397
04.5104880000 397
04.5104890000 398
04.5106860000 398
04.5106870000 398
04.5106880000 399
04.5106880040 399
04.5106890000 399
04.5106890040 399
04.5169000008 276
04.5269000008 276
04.6469000008 276
04.6556000000 279
04.6869000008 273
04.7015000008 273
04.7115000008 271
04.801000100D 291
04.801000100S 291
04.80122ZVIND 291
04.80122ZVINS 291
04.807XL010000 293
04.807XLZ1INDX 293
04.807XLZ1INSX 293
04.8100001182 286
04.81000012816 286
04.81435P20205 294
04.81464Z1VI00 295
04.81464Z1VI01 295
04.814ACZ11635 294
04.81732Z1D80 287
04.81732Z1S80 287
04.81732ZV1BD 286
04.81732ZV1BS 286
04.82112Z1INUP 289
04.82120Z1INUP 290
04.823ASZ115DX 286
04.823ASZ115SX 286
04.875ASZ1006 286
04.875ASZ1006 291
04.875ASZ12032 286
04.875ASZ12032 291
04.877A5PZ0060 286
04.890ACZ1010 296
04.895ASZ110UP 289
04.895ASZ115UP 290
04.897ASZ11212 292
04.897ASZ1XL12 293
04.D0S8SNG000 48
04.D0S8SNG000 326
04.DARX090000 48
04.DARX090000 326
04.DARX990000 49
04.DARX990000 327
04.DB01SNG000 38
04.DEL6BSFV02 50
04.F010080009 298
04.F123171708 303
04.F124171701 303
04.F261306000 337
04.F2613B0000 337
04.F392808006 309
04.F700000309 335
04.F718440041 340
04.F80600NS00D 285
04.F80600NS00S 285
04.F80614P2VID 285
04.F80614P2VIS 285
04.F80622D009 285
04.F80622S009 285
04.F807000100D 292
04.F807000100S 292
04.F80702Z1IND 292
04.F80702Z1INS 292
04.F810123739 287
04.F810123740 287
04.F810123742 287
04.F81632D009 287
04.F81632S009 287
04.F875ACZ10060 288
04.F875ACZ120 288
04.F897ASZ1607 292
04.F902800009 284
04.FD006SNB00 47
04.FD006SNB00 325
04.FD006SNG00 47
04.FD006SNG00 325
04.FD064SNBN0 48
04.FD064SNBN0 326
04.FD064SNGN0 48
04.FD064SNGN0 326
04.FMA1127041 327
04.FMP1100F00 401
04.K145251000 374
04.K145356000 373
04.K145435000 374
04.K145436000 374
04.K145500000 375
04.K186321000 375
04.K186351S00 375
04.P097200000 381
04.P097300000 381
04.P097600000 383
04.P133600000 382
04.P136500000 377
04.P136600000 378
04.P164100000 382
04.P194000000 383
04.P207800000 379
04.P207900000 380
04.P208000000 379
04.P208100000 378
04.P208200000 383
04.P213700000 380
05.0004T25040 442
05.0004T25042 442
05.0004T30040 442
05.0004T30041 442
05.0004T30042 442
05.0004T35040 442
05.0004T35041 442
05.0004T35042 442
05.0004T40040 442
05.0004T40041 442
05.0004T40042 442
05.0004T45040 442
05.0004T45041 442
05.0004T45042 442
05.0004T50040 442
05.0004T50041 442
05.0004T50042 442
05.0004T55040 442
05.0004T55042 442
05.0004T60040 442
05.0004T60042 442
05.0018035003 444
05.0020T18209 445
05.0020T21409 445
05.0020T24609 445
05.0020T27809 445
05.0020T31009 445
05.0020T34209 445
05.0020T37409 445
05.0020T40609 445
05.0020T43809 445
05.0032T30009 446
05.0032T35009 446
05.0032T40009 446
05.0032T45009 446
05.0032T50009 446
05.0037920000 643
05.0037921000 643
05.0037924000 643
05.0037925000 643
05.0047920000 643
05.0047924000 643
05.0047925000 643
05.0054M25009 447
05.0054M30009 447
05.0054M35009 447
05.0054M40009 447
05.0054M45009 447
05.0054M50009 447
05.0054M55009 447
05.0054M60009 447
05.0054M65009 447
05.0054M70009 447
05.0072000040 449
05.0076030042 449
05.0076030242 449
05.0076036042 449
05.0076050042 449
05.0076050242 449
05.0076207000 644
05.0076E30042 449
05.0076E36042 449
05.0076E50042 449
05.0077920000 643
05.0077921000 643
05.0077924000 643
05.0077925000 643
05.0079439010 643
05.0079440000 643
05.0079449010 643
05.0079557930 643
05.0079559010 643
05.0079567930 643
05.0079569010 643
05.0080035009 450
05.0080040009 450
05.0080045009 450
05.0080050009 450
05.0081000040 450
05.0087920000 643
05.0087921000 643
05.0087924000 643
05.0087925000 643
05.0088000040 451
05.0088000042 451
05.0090000006 451
05.0090S00006 451
05.0100E02909 437
05.0100E03409 437
05.0100E03909 437
05.0100E04409 437
05.0100E04909 437
05.0100EC2909 438
05.0100EC3409 438
05.0100EC3909 438
05.0100EC4409 438
05.0100EC4909 438
05.0100EP2909 439
05.0100EP4409 439
05.0100EP4909 439
05.0100P40009 419
05.0100P45009 419
05.0100P50009 419
05.0100S30009 420
05.0100S35009 420
05.0100S40009 420
05.0100S45009 420
05.0100S50009 420

05.01024D3009	429	05.0922349900	432	05.1225080009	454	05.2716880000	648
05.01024D3509	429	05.0922350000	432	05.1225085009	454	05.2717010006	465
05.01024D4009	429	05.0922350100	432	05.1225095009	454	05.2717010006	646
05.01024D4509	429	05.0922350200	432	05.1370060039	507	05.2717860000	468
05.01024D5009	429	05.0922350300	432	05.1370090039	507	05.2717860000	649
05.01024D5509	429	05.0922350400	432	05.1500005000	511	05.2717870000	468
05.01024D6009	429	05.0922350500	432	05.1500008000	511	05.2717870000	649
05.01024P3009	430	05.0922350600	432	05.1500012000	511	05.2718100000	469
05.01024P3509	430	05.0922350700	432	05.1936A00039	501	05.2718100000	650
05.01024P4009	430	05.0922350800	432	05.1936A00039	502	05.2718110000	469
05.01024P4509	430	05.0922350900	432	05.1936A00039	503	05.2718110000	650
05.01024P5009	430	05.0922351000	432	05.1936A00039	504	05.2718740000	468
05.0102E02909	440	05.0922351100	433	05.2030000000	454	05.2718740000	649
05.0102E03409	440	05.0922351200	433	05.2040005041	455	05.2718750000	468
05.0102E03909	440	05.0922351300	433	05.2040006041	455	05.2718750000	649
05.0102E04409	440	05.0922351400	433	05.2090B00001	489	05.2718780000	468
05.0102E04909	440	05.0922351500	433	05.2090B00039	489	05.2718780000	649
05.0102EC2909	441	05.0922351600	433	05.2144000054	488	05.2718790000	468
05.0102EC3409	441	05.0922351700	433	05.2144655000	489	05.2718790000	649
05.0102EC3909	441	05.0922351800	433	05.2146000054	488	05.2718800000	468
05.0102EC4409	441	05.0922351900	433	05.2170000039	493	05.2718800000	649
05.0102EC4909	441	05.0922352000	433	05.2173A00000	493	05.2718820000	468
05.0102EC5409	441	05.0922352100	433	05.2174A20000	493	05.2718820000	649
05.0102PU2509	421	05.0922352200	433	05.2175000039	493	05.2718830000	468
05.0102PU3009	421	05.0922352300	434	05.2530000039	503	05.2718830000	649
05.0102PU3509	421	05.0922352400	434	05.2530000039	504	05.2718870000	468
05.0102PU4009	421	05.0922352500	434	05.2532010054	501	05.2718870000	649
05.0102PU4509	421	05.0922352600	434	05.2532010054	502	05.2718880000	468
05.0102PU5009	421	05.0922352700	434	05.2532010054	503	05.2718880000	649
05.0102SR2509	422	05.0922352800	434	05.2532010054	504	05.2719100000	469
05.0102SR2709	422	05.0922353000	434	05.2532015054	501	05.2719100000	650
05.0102SR3009	422	05.0922353100	434	05.2532015054	502	05.2719110000	469
05.0102SR3509	422	05.0922353200	434	05.2532015054	503	05.2719110000	650
05.0102SR4009	422	05.0922353300	434	05.2532015054	504	05.2719140000	469
05.0102SR4509	422	05.0922353400	434	05.2536000039	503	05.2719140000	650
05.0102SR5009	422	05.0922353500	435	05.2536000039	504	05.2719150000	469
05.0102SR5509	422	05.0922353600	435	05.254358625482	503	05.2719150000	650
05.0270582000	466	05.0922353700	435	05.254358625483	504	05.2719180000	469
05.0270582000	647	05.0922353800	435	05.254458125482	503	05.2719180000	650
05.0270666000	466	05.0922353900	435	05.254458125483	504	05.2719200000	469
05.0270666000	647	05.0922354000	435	05.2650A00039	493	05.2719200000	650
05.0271707000	466	05.0922354100	436	05.2651A00039	493	05.2960000039	501
05.0271707000	647	05.0922354200	436	05.2654A20000	493	05.2960000039	502
05.0910511800	426	05.0922354300	436	05.2656A00000	493	05.2990000039	501
05.0918318500	429	05.0922354400	436	05.2715580000	468	05.2990000039	502
05.0918318500	430	05.0922354500	436	05.2715580000	649	05.3300000009	457
05.0918318500	431	05.0922354600	436	05.2716617035	467	05.3303000009	457
05.0918318600	429	05.0924631500	429	05.2716617035	648	05.3310000009	458
05.0918318600	430	05.0924631600	429	05.2716627035	467	05.3312000009	458
05.0918318600	431	05.1206060009	452	05.2716627035	648	05.3313000009	459
05.0918318700	429	05.1206065009	452	05.2716637035	467	05.3400000003	456
05.0918318700	430	05.1206070009	452	05.2716637035	648	05.3401000003	456
05.0918318700	431	05.1206075009	452	05.2716647035	467	05.3415000041	456
05.0918319000	429	05.1220070009	453	05.2716647035	648	05.3417032000	456
05.0918319000	430	05.1220075009	453	05.2716657035	467	05.3417032003	456
05.0918319000	431	05.1220080009	453	05.2716657035	648	05.5003004009	455
05.0921996600	426	05.1220085009	453	05.2716667035	467	05.5003006109	455
05.0921996600	430	05.1225060009	454	05.2716667035	648	05.5003S00009	455
05.0921996700	426	05.1225065009	454	05.2716677035	467	05.5008006000	470
05.0921996700	429	05.1225070009	454	05.2716677035	648	05.5010008000	471
05.0921996700	430	05.1225075009	454	05.2716880000	467	05.5010010000	471

05.5011000010	464	05.5046020002	481	05.7570022554	515	05.7730000040	494
05.5011H00010	465	05.5048020008	477	05.7570C22542	516	05.7730000040	495
05.5011H00010	646	05.5048025008	477	05.7580020554	515	05.7730000040	496
05.5012005000	472	05.5048030008	477	05.7580C20542	516	05.7730000041	486
05.5012008000	472	05.5072020010	481	05.7581C00001	519	05.7730000041	487
05.5012010000	472	05.5072025002	481	05.7581C00009	519	05.7730000041	494
05.5012012000	472	05.5072025010	481	05.7590018554	515	05.7730000041	495
05.5012015000	472	05.6004000000	482	05.7590C18542	516	05.7730000041	496
05.5012C10041	473	05.6005000000	482	05.7610000001	490	05.7730000042	486
05.5012C15041	473	05.6368000040	483	05.7620000000	486	05.7730000042	487
05.5014CD0008	475	05.6368000041	483	05.7620000000	487	05.7730000042	494
05.5014CS0008	475	05.6368000042	483	05.7620000000	489	05.7730000042	495
05.5014ED0010	474	05.6369000040	483	05.7620000000	490	05.7730000042	496
05.5014ES0010	474	05.6369000041	483	05.7620000000	492	05.7730020040	486
05.5014RCD008	477	05.6369000042	483	05.7620000001	486	05.7730020040	487
05.5014RCS008	477	05.6370000040	483	05.7620000001	487	05.7730020040	494
05.5015000040	478	05.6370000041	483	05.7620000001	489	05.7730020040	495
05.5015000041	478	05.6370000042	483	05.7620000001	490	05.7730020040	496
05.5016000140	476	05.69710610101	419	05.7620000001	492	05.7730020041	486
05.5016000141	476	05.69710610101	420	05.7620000003	486	05.7730020041	487
05.5018C00040	461	05.69710610101	421	05.7620000003	487	05.7730020041	494
05.5018C00041	461	05.69710610101	422	05.7620000003	489	05.7730020041	495
05.5018P00F00	460	05.69710610101	423	05.7620000003	490	05.7730020041	496
05.5018P00I00	460	05.69710610103	419	05.7620000003	492	05.7730020042	486
05.5018P00S00	460	05.69710610103	420	05.7620000039	486	05.7730020042	487
05.5018S00F00	460	05.69710610103	421	05.7620000039	487	05.7730020042	494
05.5018S00I00	460	05.69710610103	422	05.7620000039	489	05.7730020042	495
05.5018S00S00	460	05.69710610103	423	05.7620000039	490	05.7730020042	496
05.5019C00040	463	05.6975010101	421	05.7620000039	492	05.7746A00009	495
05.5019C00S41	463	05.6975010101	422	05.7620020000	486	05.7747A00009	496
05.5019P00I00	462	05.6975010101	423	05.7620020000	487	05.7800001240	520
05.5019P00S00	462	05.6975010103	421	05.7620020000	489	05.7800001241	520
05.5019S00I00	462	05.6975010103	422	05.7620020000	490	05.7804S07093	520
05.5019S00S00	462	05.6975010103	423	05.7620020000	492	05.7804S0709G	520
05.5030015002	479	05.715000282A	501	05.7620020001	486	05.7804S07133	520
05.5030015008	479	05.715000283A	502	05.7620020001	487	05.7804S0713G	520
05.5030020002	479	05.715000302A	501	05.7620020001	489	05.7869000009	498
05.5030025002	479	05.715000303A	502	05.7620020001	490	05.7870000039	497
05.5030030002	479	05.715000332A	501	05.7620020001	492	05.7870000039	498
05.5030S15002	479	05.715000333A	502	05.7620020039	486	05.7876000008	497
05.5030S15008	479	05.7300000000	510	05.7620020039	487	05.7876000008	498
05.5030S20002	479	05.7303000009	510	05.7620020039	489	05.7879000008	497
05.5030S25002	479	05.7307000054	510	05.7620020039	490	05.7879000008	498
05.5030S30002	479	05.7309000054	510	05.7620020039	492	05.7894000041	520
05.5032E02006	479	05.730A000000	486	05.7620025001	486	05.8030000000	497
05.5032E02506	479	05.730A000000	487	05.7620025001	487	05.8036000009	509
05.5032E03006	479	05.730A000000	494	05.7620025001	489	05.8037000039	509
05.5032ES2006	479	05.730A000000	495	05.7620025001	490	05.8037000041	509
05.5032ES2506	479	05.730A000000	496	05.7620025001	492	05.8039000041	509
05.5032ES3006	479	05.7314000054	510	05.7650000001	486	05.8080000000	498
05.5040E15001	480	05.7412L00041	484	05.7650000009	486	05.8080000039	498
05.5040E20001	480	05.7540000039	501	05.7655000001	487	05.80TGNORSEN	512
05.5040E20006	480	05.7540000039	502	05.7655000009	487	05.80TPNR1650	512
05.5040E25001	480	05.7540000039	503	05.7660000001	490	05.80TPNR2000	512
05.5040E25006	480	05.7540000039	504	05.7660000039	490	05.80TPNR2500	512
05.5040E30001	480	05.7568018541	517	05.7718A00001	494	05.80TPNR3000	512
05.5042015006	480	05.7568020541	517	05.7718A00009	494	05.8100000039	509
05.5042020006	480	05.7568022441	517	05.7720000001	494	05.8280000000	511
05.5042025006	480	05.7568K18541	517	05.7720A00039	494	05.8280020000	511
05.5042030006	480	05.7568K20541	517	05.7730000040	486	05.8570018542	514
05.5046015002	481	05.7568K22441	517	05.7730000040	487	05.8570020542	514

05.8570022542 514
05.85SETB3042 485
05.85SETC3001 485
05.85SETRA101 485
05.85SLXB3042 484
05.85SLXC3042 484
05.9099969000 424
05.9099970000 424
05.D206AG3000 50
05.DEL6LP300P 50
05.F035412000 645
05.F036207000 644
05.F144000039 508
05.F144800039 508
05.F145500000 508
05.F146000039 508
05.F146200039 508
05.F290000001 491
05.F290000001 492
05.F290000039 491
05.F290000039 492
05.F292296L00 491
05.F292SB296L 492
05.F300081000 644
05.F300081100 644
05.F3675012001 466
05.F3675012001 647
05.F367501401 466
05.F367501401 647
05.F452840000 427
05.F452850000 427
05.F452860000 427
05.F452870000 427
05.F452880000 427
05.F452890000 427
05.F452900000 427
05.F452910000 427
05.F452920000 427
05.F452930000 427
05.F452940000 427
05.F452950000 427
05.F452970000 427
05.F586207000 644
05.F75806S000 424
05.F75806S000 425
05.F75806S000 426
05.F75806S000 427
05.F75806S000 428
05.F75807D000 424
05.F75807D000 425
05.F75807D000 426
05.F75807D000 427
05.F75807D000 428
05.F901531500 425
05.F901531600 425
05.F904529100 425
05.F904529300 425
05.F904827400 425
05.F904827500 425
05.F904831000 425
05.F904831100 425
05.F904910100 425
05.F904910200 425
05.F904930600 427
05.F904930700 427
05.F904960100 425
05.F904960600 425
05.F909995700 424
05.F909995800 424
05.F909996100 424
05.F909996200 424
05.F909996500 424
05.F909996600 424
05.F909996700 424
05.F909996800 424
05.F910512100 426
05.F910512300 426
05.F910590700 426
05.F910592900 426
05.F933CD1850 519
05.F933CD2050 519
05.F933CD2250 519
05.FRCAC09000 443
05.FRCAT25000 443
05.FTN1011864 518
05.FTN1012056 518
05.FTN1012248 518
05.MAGIC11000 513
05.MAGIC18000 513
05.VE30KIT0103 505
05.VE30KIT0104 505
05.VE30KIT0202 505
05.VE41BTA03100AB 500
05.VE41CSVS01500AA 500
05.VE41KMM0S07AB 500
05.VE41KSKACMA2525 500
05.VE41KSKACMA3525 500
05.VE41PTA23100AB 500
05.VE41PTE13100AB 500
05.VE51KIT0101 506
05.VE51KIT0102 506
05.VE51KIT0201 506
05.VE55AAD2500 499
05.VE55AAS2500 499
05.VE55KIT0002 499
05.VE55KIT0103 499
05.VE55KIT0201 499
06.0002261200 525
06.0002261500 525
06.0002261800 525
06.0002262000 525
06.0002262500 525
06.0002301200 525
06.0002301500 525
06.0002301800 525
06.0002302000 525
06.0002302500 525
06.0002303000 525
06.0002303500 525
06.0002351200 525
06.0002351500 525
06.0002351800 525
06.0002352000 525
06.0002352500 525
06.0002353000 525
06.0002353500 525
06.0002354000 525
06.0002355000 525
06.0002402500 525
06.0002403000 525
06.0002403500 525
06.0002404000 525
06.0002404500 525
06.0002405000 525
06.0002405500 525
06.0002406000 525
06.0002407000 525
06.0002454000 525
06.0002455000 525
06.0002456000 525
06.0002505000 525
06.0002506000 525
06.0002507000 525
06.0002508000 525
06.0002509000 525
06.0002510000 525
06.0009401601 534
06.0009402001 534
06.0009402501 534
06.0032505009 535
06.00325050P9 535
06.0032705009 535
06.00327050P9 535
06.0032706009 535
06.0032707009 535
06.00327070P9 535
06.0033000040 535
06.0033000041 535
06.0033000042 535
06.0040M04159 536
06.0040M04209 536
06.0040M04259 536
06.0040M04309 536
06.0040M06509 536
06.0040M06609 536
06.0040M06809 536
06.0040M08109 536
06.0040M08400 536
06.0040M08500 536
06.0040M08509 536
06.0040M08600 536
06.0040M08609 536
06.0040M08700 536
06.0040M08809 536
06.0040M10400 536
06.0040M10500 536
06.0040M10509 536
06.0040M10600 536
06.0040M10609 536
06.0040M10700 536
06.0040M10709 536
06.0040M10800 536
06.0040M10809 536
06.0040M10909 536
06.0040M11000 536
06.0040M11009 536
06.0040M11200 536
06.0050M40801 537
06.0050M41001 537
06.0050M41009 537
06.0050M41201 537
06.0050M41209 537
06.0050M41401 537
06.0050M41409 537
06.0050M41601 537
06.0050M41609 537
06.0050M41701 537
06.0050M42001 537
06.0050M42009 537
06.0050M42201 537
06.0050M42209 537
06.0050M42401 537
06.0050M42409 537
06.0050M42501 537
06.0050M42509 537
06.0050M42601 537
06.0050M42701 537
06.0050M42759 537
06.0050M42801 537
06.0050M42809 537
06.0050M43001 537
06.0050M43009 537
06.0050M43201 537
06.0050M43209 537
06.0050M43401 537
06.0050M43501 537
06.0050M43509 537
06.0050M43601 537
06.0050M43701 537
06.0050M43801 537
06.0050M44001 537
06.0050M44009 537
06.0050M44201 537
06.0050M44209 537
06.0050M44501 537
06.0050M44509 537
06.0050M44801 537
06.0050M45001 538
06.0050M45009 538
06.0050M61501 541
06.0050M61509 541
06.0050M62001 541
06.0050M62002 541
06.0050M62008 541
06.0050M62501 541
06.0050M62502 541
06.0050M62508 541
06.0050M62509 541
06.0050M63001 541
06.0050M63002 541
06.0050M63008 541
06.0050M63009 541
06.0050M63501 541
06.0050M63502 541

06.0050M63508	541	06.0088710000	316	06.0129M61401	548	06.0409E00009	557
06.0050M64001	541	06.0088710000	539	06.0129M61408	548	06.0410M08302	557
06.0050M64002	541	06.0089704000	317	06.0129M62008	548	06.0410M08308	557
06.0050M64008	541	06.0089704000	540	06.0130304040	549	06.0410M10322	557
06.0050M64009	541	06.0089705000	317	06.0130304042	549	06.0410M10328	557
06.0050M64501	541	06.0089705000	540	06.0130344440	549	06.0412M10300	557
06.0050M64502	541	06.0091M10259	543	06.0130344442	549	06.0412M10400	557
06.0050M65001	541	06.0091M10309	543	06.0134M60659	543	06.0412M10500	557
06.0050M65002	541	06.0091M10359	543	06.0134M61209	543	06.0414M10500	558
06.0050M65009	541	06.0091M10409	543	06.0134M61509	543	06.0416105002	558
06.0050M66001	541	06.0091M10459	543	06.01368M8009	544	06.0416106002	558
06.0050M66002	541	06.0091M10509	543	06.0170M06009	544	06.0420004000	559
06.0050M66009	541	06.0091M10559	543	06.0170M08000	544	06.0420005042	559
06.0050M68001	541	06.0091M10609	543	06.0170M08009	544	06.0420006000	559
06.0050M82001	541	06.0091M10709	543	06.0170M10009	544	06.0420007000	559
06.0050M82009	541	06.0091M80259	543	06.0189060009	544	06.0420008000	559
06.0050M82501	541	06.0091M80309	543	06.0189080000	544	06.0420009000	559
06.0050M83001	541	06.0091M80409	543	06.0189080009	544	06.0420010000	559
06.0050M83009	541	06.0091M80509	543	06.0189100009	544	06.0422M10610	559
06.0050M83501	541	06.0091M80609	543	06.0190061809	545	06.0424000000	559
06.0050M84001	541	06.0120003200	561	06.0190062409	545	06.0426000009	560
06.0050M84009	541	06.0120M51500	546	06.0190082409	545	06.1710142000	753
06.0050T44506	538	06.0120M52000	546	06.0190083209	545	06.1710144000	753
06.0052M46000	538	06.0120M52001	546	06.0190103009	545	06.7711510000	753
06.005300M400	538	06.0120M52500	546	06.0190104009	545	06.F003540000	553
06.0054F62001	542	06.0120M52501	546	06.0300063000	550	06.M002251001	526
06.0054F63009	542	06.0120M52508	546	06.0300084000	550	06.M002251201	526
06.0054F82509	542	06.0120M53000	546	06.0301063000	550	06.M002251202	529
06.0054F84009	542	06.0120M53001	546	06.0301084000	550	06.M002251601	526
06.0054F85009	542	06.0120M53008	546	06.0302063500	550	06.M002251602	529
06.0054F88003	542	06.0120M53500	546	06.0302064500	550	06.M002251609	527
06.0054M61503	542	06.0120M53501	546	06.0302085000	550	06.M002251801	526
06.0054M61509	542	06.0120M53508	546	06.0302106000	550	06.M002252001	526
06.0054M62506	542	06.0120M54000	546	06.0302V63500	551	06.M002252002	529
06.0054M63003	542	06.0120M54001	546	06.0302V85000	551	06.M002252009	527
06.0054M63006	542	06.0120M54008	546	06.0303063000	551	06.M002252501	526
06.0054M64003	542	06.0120M54500	546	06.0303084000	551	06.M002252509	527
06.0054M64009	542	06.0120M54501	546	06.0303105000	551	06.M002253001	526
06.0054M65003	542	06.0120M54508	546	06.0304094000	551	06.M002301201	526
06.0054M74003	542	06.0120M55000	546	06.0304124600	551	06.M002301209	527
06.0054M75003	542	06.0120M55500	546	06.0305094006	552	06.M002301601	526
06.0054M76003	542	06.0120M56000	546	06.0306094000	552	06.M002301602	529
06.0054M82009	542	06.0120M57001	546	06.0307094006	552	06.M002301609	527
06.0054M83003	542	06.0121003200	561	06.0400M08040	555	06.M002301801	526
06.0054M84003	542	06.0122000000	561	06.0400M08060	555	06.M002301809	527
06.0054M85003	542	06.0122082700	546	06.0400M08070	555	06.M002302001	526
06.0054M86003	542	06.0122083300	546	06.0400M08080	555	06.M002302002	529
06.0054M87003	542	06.0123000000	562	06.0400M08100	555	06.M002302009	527
06.006010M609	539	06.0126051508	547	06.0400M08120	555	06.M002302501	526
06.006010M809	539	06.0126052008	547	06.0400M10080	555	06.M002302502	529
06.006011M100	539	06.0126052708	547	06.0402M10259	555	06.M002302509	527
06.0088704000	316	06.0126053008	547	06.0402M61509	555	06.M002303001	526
06.0088704000	539	06.0126053508	547	06.0402M62009	555	06.M002303002	529
06.0088705000	316	06.0127M41408	547	06.0402M62509	555	06.M002303009	527
06.0088705000	539	06.0127M42008	547	06.0402M82209	555	06.M002303501	526
06.0088706000	316	06.0128M62508	548	06.0404M82203	556	06.M002303502	529
06.0088706000	539	06.0128M62908	548	06.0406P01741	556	06.M002303509	527
06.0088707000	316	06.0128M63101	548	06.0406P02741	556	06.M002304001	526
06.0088707000	539	06.0128M63102	548	06.0406P04441	556	06.M002304002	529
06.0088708000	316	06.0128M63108	548	06.0408000009	556	06.M002351201	526
06.0088708000	539	06.0128M63808	548	06.0409000041	557	06.M002351209	527

06.M002351601	526	06.M002456001	527	06.S002252501	530	06.S009352509	534
06.M002351602	529	06.M002456009	528	06.S002301201	530	06.S009401309	534
06.M002351609	527	06.M002457001	527	06.S002301209	531	06.S009401709	534
06.M002351801	526	06.M002457009	528	06.S002301601	530	06.S009402509	534
06.M002351809	527	06.M002458001	527	06.S002301609	531	06.S009403009	534
06.M002352001	526	06.M002458009	528	06.S002301809	531	06.V294V09400	44
06.M002352002	529	06.M002459001	527	06.S002302001	530	07.0012006002	567
06.M002352009	527	06.M002503001	527	06.S002302009	531	07.0012006010	567
06.M002352501	526	06.M002503501	527	06.S002302501	530	07.0012E06039	567
06.M002352502	529	06.M002504001	527	06.S002302509	531	07.0012E06040	567
06.M002352509	527	06.M002504501	527	06.S002303001	530	07.0012E06041	567
06.M002353001	526	06.M002505001	527	06.S002303009	531	07.0012E06042	567
06.M002353002	529	06.M002505009	528	06.S002303501	530	07.0012E06043	567
06.M002353009	527	06.M002506001	527	06.S002351201	530	07.0012E06044	567
06.M002353501	526	06.M002506009	528	06.S002351601	530	07.0012E06054	567
06.M002353502	529	06.M002507001	527	06.S002351609	531	07.0012E08040	567
06.M002353509	527	06.M002507009	528	06.S002351801	530	07.0012E08041	567
06.M002354001	526	06.M002508001	527	06.S002351809	531	07.0012E08042	567
06.M002354002	529	06.M002508009	528	06.S002352001	530	07.0012E08043	567
06.M002354009	527	06.M002509001	527	06.S002352009	531	07.0012E08054	567
06.M002354501	526	06.M002509009	528	06.S002352501	530	07.0094000042	736
06.M002354509	527	06.M002510001	527	06.S002352509	531	07.0200004541	573
06.M002355001	526	06.M002512001	527	06.S002353001	530	07.0200MP4041	572
06.M002355009	527	06.M002607001	527	06.S002353009	531	07.0200MP4541	572
06.M002401601	526	06.M006353001	532	06.S002353501	530	07.0200MP5041	572
06.M002401609	528	06.M006353009	533	06.S002353509	531	07.0201MP5041	572
06.M002401801	526	06.M006353501	532	06.S002354001	530	07.0202004041	573
06.M002401809	528	06.M006353509	533	06.S002401809	531	07.0202005041	573
06.M002402001	526	06.M006354001	532	06.S002402001	530	07.0204003841	574
06.M002402002	529	06.M006354009	533	06.S002402009	531	07.0210003502	575
06.M002402009	528	06.M006354501	532	06.S002402501	530	07.0210005002	575
06.M002402501	526	06.M006354509	533	06.S002402509	531	07.0219007000	576
06.M002402502	529	06.M006355001	532	06.S002403001	530	07.0219010000	576
06.M002402509	528	06.M006403001	532	06.S002403009	531	07.0220000009	574
06.M002403001	526	06.M006403501	532	06.S002403501	530	07.0221000809	574
06.M002403002	529	06.M006403509	533	06.S002404001	530	07.0222383809	575
06.M002403009	528	06.M006404001	532	06.S002404009	531	07.0225003241	578
06.M002403501	526	06.M006404009	533	06.S002404501	530	07.0226003241	579
06.M002403502	529	06.M006404501	532	06.S002405001	530	07.0227002541	579
06.M002403509	528	06.M006405001	532	06.S002405009	531	07.0228005000	580
06.M002404001	526	06.M006406001	532	06.S002406001	530	07.0228006000	580
06.M002404002	529	06.M006406009	533	06.S002406009	531	07.0228008000	581
06.M002404009	528	06.M006407001	532	06.S002407001	530	07.0228010000	581
06.M002404501	526	06.M006454001	532	06.S002456001	530	07.0230004000	580
06.M002404509	528	06.M006454501	532	06.S002457001	530	07.0230005000	580
06.M002405001	526	06.M006455001	532	06.S002506001	530	07.0230008000	581
06.M002405002	529	06.M006456001	532	06.S002507001	530	07.0230010000	581
06.M002405009	528	06.M006457001	532	06.S006353001	533	07.0231004000	580
06.M002406001	526	06.M006458001	532	06.S006353501	533	07.0231005000	580
06.M002406002	529	06.M006505001	532	06.S006355001	533	07.0231006000	580
06.M002406009	528	06.M006505009	533	06.S006403501	533	07.0231008000	581
06.M002407001	526	06.M006506001	532	06.S006404501	533	07.0231010000	581
06.M002407009	528	06.M006507001	532	06.S006405001	533	07.0231012500	581
06.M002408001	526	06.M006508001	532	06.S006406001	533	07.0660000200	587
06.M002452509	528	06.M006605001	532	06.S006509001	533	07.0670000000	784
06.M002453501	526	06.M006606001	532	06.S006510001	533	07.11006041AA	576
06.M002454001	526	06.S002251601	530	06.S009302009	534	07.11006054GG	576
06.M002454009	528	06.S002251609	531	06.S009302509	534	07.11026041AA	577
06.M002454501	526	06.S002251801	530	06.S009303009	534	07.11026054GG	577
06.M002455001	527	06.S002252001	530	06.S009351709	534	07.1106353509	577
06.M002455009	528	06.S002252009	531	06.s009352009	534	07.11168054GA	577

07.11188054GA 578
07.1120353509 578
07.2056472000 568
07.2084766041 567
07.2084768039 567
07.2098075000 570
07.2098466041 571
07.2098488039 571
07.2098666041 571
07.2098688039 571
07.2134301000 568
07.2141410000 569
07.2141432000 570
07.F112527856 575
08.0065335000 589
08.0065337000 589
08.0065338000 589
08.0065478000 589
08.0065480000 589
08.0065481000 589
08.0065482000 589
08.0069251000 590
08.0069256000 590
08.0084055000 591
08.0115140000 592
08.0224640000 593
08.0346000100 773
08.0346000400 774
08.0346012500 774
08.0380061500 620
08.0380061700 620
08.0380062500 620
08.0380081800 620
08.0382002000 620
08.0382002500 620
08.0382003000 620
08.0386003000 621
08.0386003500 621
08.0386004000 621
08.0386MG1500 621
08.0386MG2000 621
08.0386MG2500 621
08.0386MG3000 621
08.0390801200 621
08.0390801400 621
08.0390903500 622
08.0390904000 622
08.0400500660 622
08.0400501320 622
08.0402505000 623
08.0406001900 623
08.0406002500 623
08.0406003000 623
08.0406003800 623
08.0406005000 623
08.040T500660 622
08.040T501320 622
08.0410012544 624
08.0412000000 624
08.0660000300 587
08.0660000500 587
08.0662000100 588
08.0662000200 588
08.0662P00200 589
08.067200000A 601
08.067200000P 601
08.0672L01854 601
08.0672S01447 601
08.0672S01847 601
08.0672Z01854 601
08.0680A02000 598
08.0680A03000 598
08.0680A04000 598
08.0680A05000 598
08.0680A06000 598
08.0680A08000 598
08.0680A10000 598
08.0680A12000 598
08.0680A15000 598
08.101402S000 374
08.101402S000 618
08.1255000000 375
08.1710009000 605
08.1713023000 605
08.2763120000 375
08.5233R00000 596
08.72295265000 618
08.C21ASR1800 606
08.C21ASR2400 606
08.C35CR00600 606
08.C35CR00800 606
08.C35CR01000 606
08.C35CR01200 606
08.C71F000800 607
08.C71F001000 607
08.C71F001200 607
08.C71F001500 607
08.C71F001800 607
08.C71F600800 607
08.C71F601000 607
08.C71F601200 607
08.C71F601500 607
08.DT42240XJ0 614
08.DT5921QZ00 610
08.DT7386QZ00 599
08.DT7387QZ00 599
08.DT7388QZ00 599
08.DT7969QZ00 601
08.F125250000 375
08.F125250000 619
08.FDT2048000 613
08.FDT2052000 613
08.FDT2209QZ0 612
08.FDT2211QZ0 612
08.FDT2217QZ0 612
08.FDT2219QZ0 613
08.FDT6672000 609
08.FDT6675000 609
08.FDT6682000 609
08.FDT6684000 609
08.FDT6685000 609
08.FDT6687000 609
08.FDT6690000 609
08.FDT6692000 609
08.P098200000 384
08.P134500000 384
08.P213800000 384
08.SAABAF0000 608
08.SAABAM0000 608
08.SPABAF0000 608
08.SPABAM0000 608
08.TIPOT0AF00 608
08.TIPOT0AVF0 608
08.TIPOT0SUF0 608
10002 603
10.150 596
10.151 596
10.280 596
10.409 597
10.418 597
1/122 303
11.0122758000 638
11.01692L0000 633
11.01697L0000 633
11.01698L0000 633
11.0262000040 635
11.0262000041 635
11.0308000040 635
11.0308000041 635
11.0902202320 635
11.0AL12SC000 633
11.0ALSRT0000 634
11.0HLB300000 638
11.0INTS220V0 636
11.0STR300000 634
11.1223200000 638
11.1227560000 638
11.1730120B00 633
11.1730120C00 633
11.1730120L00 633
11.1730120000 633
11.1730120S00 633
11.2078329000 631
11.2095117000 631
11.2095317000 632
11.3T49220400 634
11.9739100000 638
11.LAFL12010CWTE 637
11.LAFL12010NWTEST 637
11.LAFL12010WWTE 637
11.MAFL12010CWTAS 637
11.MAFL12010NWT 637
11.MAFL12010WW 637
11.R5STRFL65120CW 637
11.R5STRFL65120NW 637
11.R5STRFL65120WW 637
110529 572
11.300 597
11.301 597
114 150 625
114 200 625
114 250 625
11.916 598
12.0124000101 651
12.0124010101 651
12.0124015101 651
12.0138000006 679
12.0140091006 678
12.0140091506 678
12.0140101006 678
12.0140101506 678
12.0140121706 678
12.0140141206 678
12.0140141456 678
12.0140141706 678
12.0140142006 678
12.0142101042 678
12.0142101442 678
12.0142120742 678
12.0142121242 678
12.0142141242 678
12.0142141442 678
12.0142141642 678
12.0144E10510 682
12.0144E10552 682
12.0144E10554 682
12.0144E45010 682
12.0144E45052 682
12.0144E45054 682
12.0144E50010 682
12.0144E50052 682
12.0144E50054 682
12.0144E75010 682
12.0144E75052 682
12.0144E75054 682
12.0145001840 681
12.0146231803 682
12.0146231821 682
12.0182000039 653
12.0182R00000 653
12.0191000101 651
12.0191200101 651
12.0191500101 651
12.0232009010 672
12.0232009039 672
12.0232012010 672
12.0232012039 672
12.0234007510 673
12.0234010510 673
12.0236P120AA 673
12.0236P120AC 673
12.0236Z120AA 673
12.02380150AN 673
12.0240010041 668
12.0240012041 668
12.0240015041 668
12.0242008009 669
12.0242010009 669
12.0242012009 669
12.0242015009 669
12.0244008009 670
12.0244010009 670
12.0244012009 670
12.0244015009 670

12.0246000009 670
12.0250008009 669
12.0250010009 669
12.0250012009 669
12.0250015009 669
12.0250M06F09 669
12.0250M07009 669
12.0250M08F09 669
12.0250M10009 669
12.0250M10F09 669
12.0250M12009 669
12.0250M12F09 669
12.0250M15F09 669
12.0251010009 668
12.0251012009 668
12.0251015009 668
12.0252000009 671
12.0252002409 671
12.0254000009 671
12.0256005509 671
12.0256PL0041 672
12.0256PVC009 672
12.0257009010 674
12.0257009039 674
12.0257012039 674
12.0258012010 674
12.0258012039 674
12.0260071010 677
12.0260071040 677
12.0260071041 677
12.02600710CP 677
12.02600710NP 677
12.0260082010 677
12.0260082040 677
12.0260082041 677
12.0260082053 677
12.02600820CP 677
12.0260087010 677
12.0260087040 677
12.0260087041 677
12.02600870CP 677
12.0260110010 677
12.0266607100 677
12.0270000010 684
12.0280040001 685
12.0280040002 685
12.0280040039 685
12.0280050001 685
12.0280050002 685
12.0280050039 685
12.0282000040 685
12.0282000041 685
12.0282000042 685
12.0284006142 685
12.0288003501 686
12.0288003505 686
12.0288003508 686
12.0300Z127A2 562
12.03330010AN 652
12.03330012AN 652
12.03330015AN 652
12.03400010AN 651
12.03400012AN 651
12.03400015AN 651
12.0396010009 670
12.0396012009 670
12.0396015009 670
12.0427005209 560
12.0427012009 560
12.0428005209 560
12.0428007009 560
12.0428012009 560
12.0428014009 560
12.0428127009 560
12.0600300000 661
12.0A45050000 658
12.0A60050000 659
12.0A9005C000 659
12.0KBIR00000 660
12.0KCOP00000 660
12.0KPAD00000 660
12.0OS6000000 659
12.0OS9000000 659
12.0Q45050000 657
12.0Q60050000 657
12.0Q6005B000 658
12.0Q90050000 657
12.0Q9005C000 658
12.1015I000AN 653
12.1043D00039 653
12.1043S00039 653
12.1045000039 654
12.173GZ00000 655
12.175GZ00000 655
12.233G000000 656
12.235G000000 656
12.3001010002 675
12.3001010010 675
12.3001010016 675
12.3001010052 675
12.3001015010 675
12.3001015016 675
12.3001015052 675
12.3002000002 675
12.3002000010 675
12.3002000016 675
12.3002000052 675
12.3004000002 676
12.3004000010 676
12.3004000016 676
12.3004000052 676
12.3007000010 676
12.3007000052 676
12.3013000002 676
12.3013000010 676
12.3013000016 676
12.3013000052 676
12.30428Z250Z2 558
12.30528Z250Z2 558
12.356CRETAH0 645
12.6781840040 674
12.7307000009 562
12.7320000009 563
12.7420000009 563
12.8920362000 652
12.8920521000 652
12.903IN00000 655
12.905IN00000 655
12.905NAL0000 655
12.951H000039 667
12.952H000039 667
12.953H000039 667
12.954H000039 667
12.957H000039 667
12.9779000000 662
12.982GP00000 656
12.C22060501F 664
12.C22090501F 665
12.C28060502F 662
12.C28090502F 663
12.C746037000 654
12.G1000000AN 653
12.G2000000AN 654
12.G3000000AN 654
12.I850560000 656
12.I850760000 656
12.I850860000 656
12.MN10214509 679
12.MN10217009 679
12.MN11215009 680
12.MN11317509 681
12.PAI6051000 665
12.PAI6091000 666
12.PAL6051ALL 666
12.PPI6071000 666
12.PTA3045A00 663
12.PTA4045A00 664
12.RM20141952 684
12.RM25141952 684
12.RM25192410 684
12.RM25192452 684
13.0030022000 725
13.0032027000 725
13.0034000000 725
13.0036000000 726
13.0038000039 726
13.0040000000 726
13.0042000000 727
13.0050030V10 729
13.0050A09002 729
13.0050A15002 729
13.0050A30002 729
13.0050A30010 729
13.0050B20010 729
13.0050B30002 729
13.0050B30010 729
13.0050C30002 729
13.0052022V10 731
13.0052030V10 731
13.00521522V2 731
13.00521530V2 731
13.0052A09002 731
13.0052A09010 731
13.0052A10002 731
13.0052A10010 731
13.0052A11002 731
13.0052A11010 731
13.0052A12002 731
13.0052A12010 731
13.0052A13002 731
13.0052A14002 731
13.0052A15002 731
13.0052B09002 731
13.0052B10002 731
13.0052B10010 731
13.0052B11002 731
13.0052B12010 731
13.0052B13002 731
13.0052B13010 731
13.0052B15010 731
13.0052B20010 731
13.0054001840 730
13.0054001842 730
13.0063010023 728
13.0063010039 728
13.0063014023 728
13.0063014039 728
13.0065000023 728
13.0065000039 728
13.0066000023 728
13.0066000039 728
13.0067D00023 729
13.0067D00039 729
13.0067S00023 729
13.0067S00039 729
13.0070000010 731
13.0072000010 732
13.0075000010 732
13.0080000002 732
13.0080000008 732
13.0080E00010 732
13.0080V00002 732
13.0080V00008 732
13.0082000002 733
13.0082000008 733
13.0083000008 733
13.0085000006 733
13.0086A31510 735
13.0086C02210 735
13.0086C31502 735
13.0086C31510 735
13.0087A02202 734
13.0087A02210 734
13.0087A03002 734
13.0087A03010 734
13.0087C02202 734
13.0087C02210 734
13.0087C03002 734
13.0087C03010 734
13.0088F01802 735
13.0088F01810 735
13.0088F02502 735
13.0088F02510 735
13.0088S01802 736

13.0088S01810	736	13.10010060AA	715	13.4220180200	692	14.0327301000	767
13.0088S02510	736	13.10010060AN	715	13.4221000500	693	14.0354040000	742
13.0088S03010	736	13.10010083AA	715	13.4221001000	692	14.0354085000	742
13.0091000040	736	13.10010083AN	715	13.4222000500	693	14.0356014000	744
13.0091000042	736	13.1001BE0039	716	13.4222001000	692	14.0358020000	744
13.0094000040	736	13.1007BB00AG	720	13.4224001000	694	14.0362000500	743
13.0095000842	737	13.1008BB00AG	721	13.42240E1000	694	14.0362002000	743
13.0098A01802	737	13.111A000039	708	13.4230080190	693	14.0362005000	743
13.0098A01810	737	13.112A000039	708	13.4250801900	696	14.0364000000	744
13.0098A02502	737	13.115A000039	708	13.4260160190	694	14.0401100044	765
13.0098A02510	737	13.116A000039	708	13.4260160200	694	14.0410000040	624
13.0098C01802	738	13.117A000039	708	13.4270080190	697	14.0410000044	624
13.0098C01810	738	13.121A000039	709	13.4300122200	699	14.0420100089	765
13.0098C02510	738	13.132A000039	721	13.4300162200	699	14.0421100083	765
13.0100012010	721	13.141A000039	717	13.4300870200	699	14.0424100077	765
13.0100E10010	721	13.142A000039	718	13.4301000000	702	14.0428100064	765
13.0100E10039	721	13.1470000002	737	13.4301142200	701	14.0429100044	765
13.0100E11040	721	13.151A142039	710	13.4301162200	701	14.0494100089	765
13.0100E11042	721	13.152A000039	710	13.4301182200	701	14.0497100076	765
13.0111025008	716	13.153A000039	710	13.4302140040	701	14.0499100077	765
13.0111030008	716	13.161A000039	718	13.4302160040	701	14.0514100000	762
13.0111035008	716	13.162A000039	718	13.4302180040	701	14.0514100048	762
13.0111040008	716	13.171A000039	722	13.4360080190	690	14.0514100077	762
13.0111045008	716	13.181A000039	722	13.4365080188	691	14.0514100081	762
13.0111050008	716	13.182A000039	723	13.4365080198	691	14.0514100083	762
13.0112029540	717	13.2360000040	707	13.500A000039	712	14.0514100089	762
13.0112029542	717	13.2361000040	707	13.6607036010	723	14.0514500000	762
13.0112036540	717	13.2453000040	707	13.6607042053	723	14.0514500048	762
13.0112036542	717	13.2619D00040	707	13.6607136010	724	14.0514500077	762
13.0116000000	717	13.2619S00040	707	13.6607142053	724	14.0514500081	762
13.0117BB00AG	719	13.300A000039	711	13.800A000039	714	14.0514500083	762
13.0130E400AN	705	13.301A000039	711	13.AAI0024000	695	14.0518000000	759
13.0130E400CA	705	13.4045080190	698	13.AAI0176000	695	14.0519000040	759
13.0130E400CN	705	13.4051120190	689	13.AAI0177000	695	14.0519000041	759
13.0130E800CA	705	13.4051160190	689	13.AC42400054	697	14.0519000063	759
13.0130E800CN	705	13.4051160195	689	13.LIFT700A00	713	14.0519000064	759
13.0150000000	770	13.4051160200	689	13.LIFT700B00	713	14.0519000065	759
13.0150000040	770	13.4051180200	689	14.0000000001	772	14.0519000070	759
13.0150000043	770	13.4051801900	689	14.0000000002	772	14.0519000071	759
13.0150000045	770	13.405A000039	723	14.0000000020	773	14.0519000077	759
13.0150000048	770	13.4060087200	704	14.0000000021	773	14.0519000083	759
13.0150000082	770	13.411A000039	720	14.0000000040	774	14.0519000087	759
13.01500000BX	770	13.412T000044	720	14.0000000043	773	14.0519000089	759
13.01500000RA	770	13.413T000044	720	14.0000000060	771	14.05190000RC	759
13.0160000640	771	13.414T000044	720	14.0000000061	771	14.0522454500	770
13.0160000642	771	13.415A000039	720	14.0000000062	771	14.0533075073	764
13.0160000643	771	13.4170087202	700	14.0170E05700	774	14.0533100070	764
13.0160000648	771	13.4170122202	700	14.0170E10700	774	14.0536940500	767
13.0160000840	771	13.4170142202	700	14.0170E107CM	774	14.0536990500	767
13.0160000842	771	13.4170162202	700	14.0170E107GV	774	14.0536992500	767
13.0160000843	771	13.4170182202	700	14.0183950000	757	14.0550100000	768
13.0160000848	771	13.4171087200	703	14.0221501000	755	14.0550500000	768
13.0160001040	771	13.4171P00000	703	14.0221502000	755	14.0556500000	769
13.0160001042	771	13.4171S00000	703	14.0221503000	755	14.0558100048	764
13.0160001043	771	13.4172087200	703	14.0223305000	758	14.0568000000	760
13.0160001048	771	13.4220020000	695	14.0314514000	766	14.0568000071	760
13.0250110040	706	13.4220021000	695	14.0314618000	766	14.0568000077	760
13.0AC1PA1210	719	13.4220030000	697	14.0314701000	767	14.0568000083	760
13.0ET0400000	719	13.4220160190	692	14.0318116000	766	14.0568000084	760
13.10010045AA	715	13.4220160195	692	14.0326701000	765	14.0570100000	762
13.10010045AN	715	13.4220160200	692	14.0327201000	767	14.05704000E0	762

14.0614I01000	772	14.3007000073	754	15.Q199703900	788	3 311 004	626
14.0614I02500	772	14.4060050000	741	15.Q199704000	788	3 311 006	626
14.0614I05000	772	14.4060085000	741	15.Q199704100	788	3 311 008	626
14.0614I10000	772	14.4060100000	741	15.Q199704200	788	3 311 010	626
14.0614IS2500	772	14.4060300000	741	15.Q199704300	788	3 311 012	626
14.0620075061	756	14.4701005000	741	15.Q199704400	788	3 311 014	626
14.0620075062	756	14.4701085000	741	15.Q199704500	788	3000	775
14.0620075064	756	14.4701100000	741	15.Q199704600	788	3000/A	775
14.0620075077	756	14.4701300000	741	15.281	592	3000/N	775
14.0620075079	756	14.7210250000	742	15453	553	30.299	587
14.0620075083	756	14.721025B000	742	15457	553	302C13S	683
14.0620075087	756	14.8000250000	743	16.251	594	302C32S	683
14.0620075089	756	14.A240100000	741	16.252	594	305C13S	683
14.0628075000	754	14.A240300000	741	16.253	594	305C44S	683
14.0628075077	754	14.REPR000000	748	16.254	594	30.687	587
14.0628075084	754	14.S157000000	776	16.255	594	30.697	587
14.0628E75000	754	145300151	135	16.256	594	309B32S	683
14.0628E75077	754	145300152	135	16.257	594	310601	763
14.0628P75000	754	145300201	135	16.258	594	311501	763
14.0630003000	755	145300202	135	16.259	594	313601	763
14.0630018000	755	15.0010020000	787	16.260	594	321001	766
14.0632050040	757	15.0071400800	783	16.261	594	321005	766
14.0632050076	757	15.0071400900	783	1821 2500	576	321101	766
14.0632050077	757	15.0071401000	783	1821 3000	576	321105	766
14.0634050064	757	15.0072480800	783	1821350012	576	32.189	588
14.0634050073	757	15.0072480900	783	1821400012	576	33.681	588
14.0634050077	757	15.0072481000	783	2 539 020	625	33.684	588
14.0634500064	757	15.0072520800	783	2 539 030	625	350500240	591
14.0634500073	757	15.0072520900	783	2 539 040	625	413500000	593
14.0640105000	768	15.0072521000	783	2 539 050	625	417500000	593
14.0650050061	756	15.0072570800	782	2 539 060	625	421801	764
14.0650050070	756	15.0072570900	782	2 539 070	625	421901	764
14.0650050074	756	15.0072571000	782	223301	758	422001	764
14.0650500061	756	15.0072830800	781	23 03	768	424 03	748
14.0650500074	756	15.0072830900	781	23 07	768	440200100	610
14.1633876000	750	15.0072831000	781	231801	760	440200150	610
14.1700085000	742	15.0072850854	781	232 10	122	440200200	610
14.1700200000	742	15.0072850954	781	232301	761	440200250	610
14.1710050000	752	15.0072851054	781	26228786	356	440200300	610
14.1710052000	752	15.0073220000	785	274640001	600	440200350	610
14.1711013000	752	15.0078120000	784	274640002	600	440200400	610
14.1711019000	752	15.0078220000	784	274640003	600	440200450	610
14.1712000000	745	15.0087320000	785	283300000	600	440200500	610
14.1712002000	745	15.0090950000	786	283880075	600	440200550	610
14.1712020000	745	15.0091040000	787	28.590	597	440200600	610
14.1712021000	745	15.0116270800	782	286300001	600	440200650	610
14.1712031000	746	15.0116270900	782	286300002	600	440200700	610
14.1712032000	746	15.0116271000	782	286300003	600	440200800	610
14.1712038000	746	15.0302103800	788	28.910	602	440200900	610
14.1712062000	746	15.0302103900	788	28.911	602	440200954	610
14.1712063000	747	15.0302104000	788	28.912	602	45010FPS302	668
14.1713010000	751	15.0302104100	788	28.913	602	45012FPS302	668
14.1713011000	751	15.0302104200	788	28.914	602	45015FPS302	668
14.1713021000	752	15.0302104300	788	28.915	602	45.686	603
14.1713061000	751	15.0302104400	788	28.916	602	45.687	603
14.1713532000	747	15.0302104500	788	28.956	602	485700003	611
14.2323500000	761	15.0302104600	788	286 14	758	485700004	611
14.2408010000	743	15.0860020000	786	286 21	761	485700005	611
14.3002000040	754	15.0860120000	786	286 25	766	485700006	611
14.3003000063	754	15.0860130000	786	286 26	769	485700007	611
14.3006000064	754	15.Q199703800	788	286 29	760	485700008	611

485700009 611
485700010 611
485700012 611
506QCEL7 599
510 400X60 195
51.171 594
51.172 594
51.173 594
51.174 594
51.175 594
512QCEL7 599
514200040 595
514200060 595
518QCEL7 599
522400180 591
522900220 592
524QCEL7 599
52600000 590
530590 135
530600 135
530601 135
530602 135
530860 135
530870 135
532149 135
532150 135
535320 135
535321 135
536QCEL7 599
54.684 595
54.685 595
54.686 595
547 01 205
550QCEL7 599
559 02 333
559 03 334
600057 604
621 01 195
621 01/6 195
626700500 604
626900050 604
63502106080 617
63502118016 617
63502126013 615
63502127017 616
63502133040 614
63502134030 614
63502151030 615
63502152030 615
63502160030 616
63502161030 616
650505 769
676 2180 777
676 2182 777
676 2190 777
676 4127 776
676 4128 776
692500002 602
69381 595
711/G 495
711/G 496
7500400603800 554
79801 749
79802 749
79803 750
80913Z10000 561
80914Z10000 559
881 497
9270 603
BX400 772
CFA5A99 42
EXHS09026 611
EXHS09035 611
EXHS09040 611
RIT016NC 756
RIT016R 756

Note

Condizioni generali di vendita

Caratteristiche degli articoli
Le caratteristiche degli articoli illustrati nel catalogo sono da considerarsi indicative e approssimative, con riserva di approntare migliorie e/o variazioni, senza alcun obbligo da parte nostra.

Acquisizione degli ordini
Gli ordini vengono evasi ad insindacabile giudizio della società, con la clausola “salvo approvazione della casa” secondo la disponibilità di magazzino senza garanzia di saldo. Eventuali rimanenze saranno inviate appena possibile.

Consegne
I termini di consegna vengono osservati per quanto possibile. Eventuali ritardi non possono dare diritto all’annullamento dell’ordine né ad indennizzi di sorta.

Reclami e resi
I reclami vanno fatti entro otto giorni dal comprovato ricevimento della merce. I resi, preventivamente autorizzati dalla società, dovranno pervenire in porto franco. Il materiale reso dovrà essere accompagnato da bolla di consegna con indicazione del motivo della restituzione e dei riferimenti della fornitura, secondo le vigenti disposizioni fiscali.

Giurisdizione
Per qualsiasi contestazione il foro competente è quello della sede della Società.
Consumatori: il foro competente - per legge - è quello del consumatore stesso.

General sales conditions

Item characteristics
The characteristics of the items illustrated in the catalogue are indicative and approximate and can be subject to improvements and/or changes without any obligations on our part.

Acquisition of orders
Orders are delivered in accordance with the unappealable judgement of the company and with the clause “save approval by the company” according to available stock and without guarantee of the supply of the remainder. Any remainders shall be sent as soon as possible.

Deliveries
Delivery terms shall be complied with a much as possible. Any delays in delivery cannot entitle the purchaser to cancel the order nor for any indemnity whatsoever.

Claims and returns
All claims must be placed within eight days from proven receipt of the goods. Returns, authorized in advance by the company, must be delivered carriage paid. Material that is returned must be accompanied by a bill of lading specifying the reason for the return and with delivery reference data in accordance with current fiscal provisions.

Jurisdiction
The company’s court of jurisdiction shall have jurisdiction over all disputes.

Edizione Marzo 2019
March 2019 edition

È vietata la riproduzione di ogni parte di questo catalogo senza il consenso di Comferut s.r.l.
The reproduction of every part of this catalog, without the consent of Comferut s.r.l., is forbidden.

La società si riserva la facoltà di modificare il presente catalogo senza preavviso.
The company reserves the right to modify this catalog without notice.

Since 1963

comferut.it

COMFERUT
HARDWARE SOLUTIONS

Via Sangallo 14, 37053, Cerea (VR)
tel: +39 0442 338311 - fax: +39 0442 332936
commerciale@comferut.it